

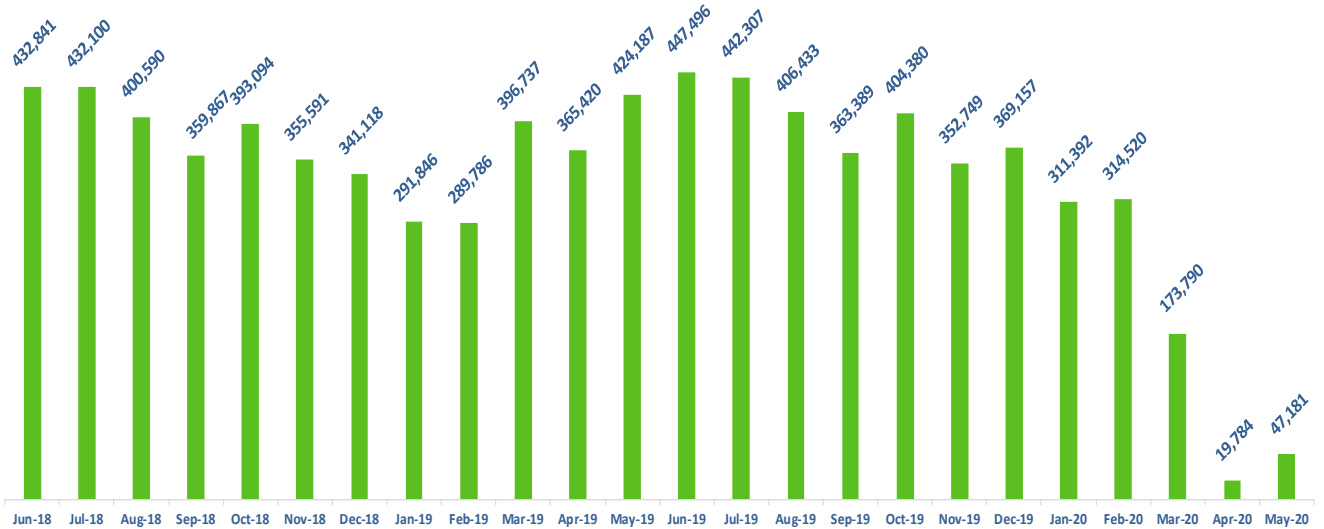
# AIR SERVICE REPORT

Kenton County Airport Board

JUNE 15, 2020

Cincinnati/Northern Kentucky International Airport  
Air Service Report  
May 2020

**Passenger Enplanements**



Comments:

- Total enplanements for May 2020 were 47,181, a decrease of 88.9 percent year-over-year compared to the enplanements in May 2019 of 424,187.
- Year to date total enplanements are down 51.0 percent compared to 2019.

**Passenger Carrier Enplanements**

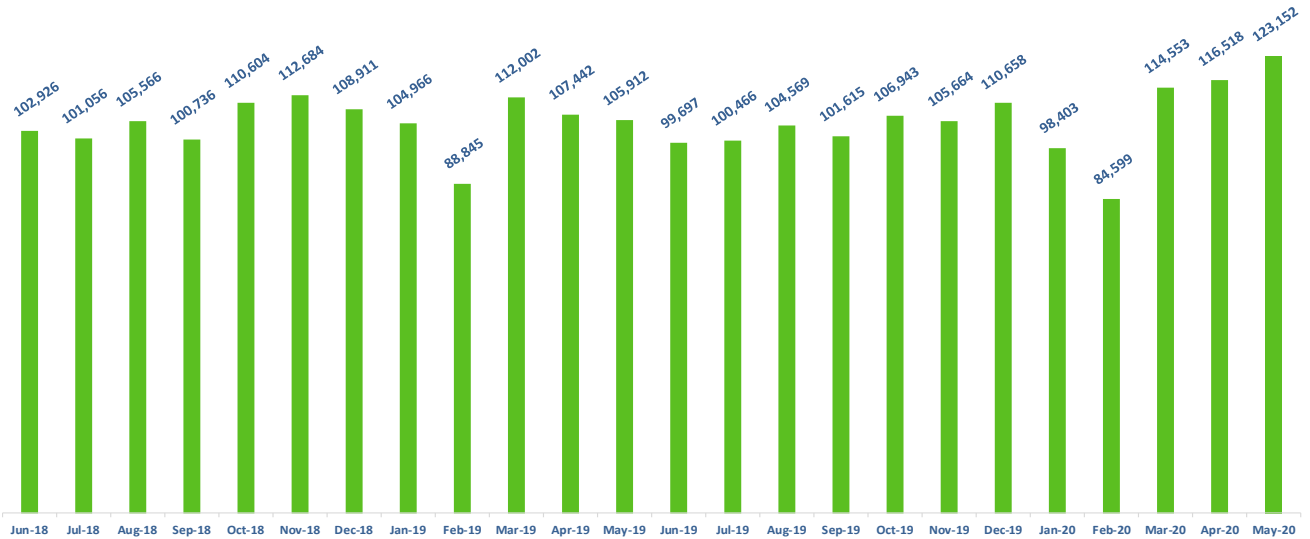
May 2020	Enplaned Passengers			
	Monthly	% '20 vs '19	YTD	% '20 vs '19
Air Canada	-	-100.0%	5,090	-60.1%
American	11,571	-80.3%	144,534	-41.9%
Delta	8,840	-95.3%	379,833	-53.9%
United	2,532	-94.6%	74,587	-60.9%
Allegiant	16,988	-66.6%	114,744	-45.5%
Frontier	4,381	-90.3%	90,981	-40.9%
Southwest	2,869	-89.6%	54,086	-54.7%
Other Scheduled Flights	0	-100.0%	1,259	-50.2%
Non-Scheduled Flights	0	-100.0%	1,553	-70.8%
<b>Total</b>	<b>47,181</b>	<b>-88.9%</b>	<b>866,667</b>	<b>-51.0%</b>

Comments:

- Scheduled daily departures ranged in number from a low of 19 on Tuesdays to a high of 38 on Fridays. On average, CVG had 31 scheduled daily departures in May.
- Nonstop Cities - In May, airlines offered nonstop scheduled service to 36 domestic destinations. International destinations were suspended in May due to COVID-19.

# Cincinnati/Northern Kentucky International Airport Air Service Report May 2020

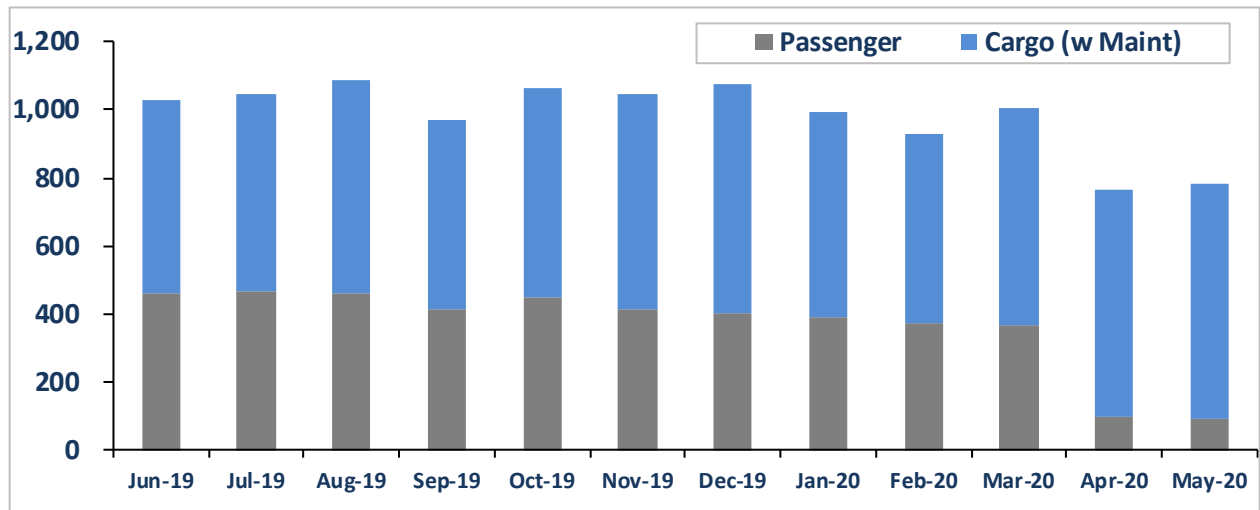
## Cargo Volume



### Comments:

- Total cargo in the month of May 2020 was 123,152 tons compared to total cargo tonnage in May 2019 of 105,912 tons. An increase of 16.3 percent.
- Year to date cargo tonnage is up 3.5 percent compared to 2019.

## Landed Weight



### Comments:

- Landed weight from passenger operations in the month of May 2020 decreased 80.4 percent to 90.8 million pounds compared to 462.7 million pounds in May 2019.
- Landed weight from cargo operations in the month of May 2020 increased 12.9 percent to 695.2 million pounds compared to 615.6 million pounds in May 2019.