



Embrace What's Next

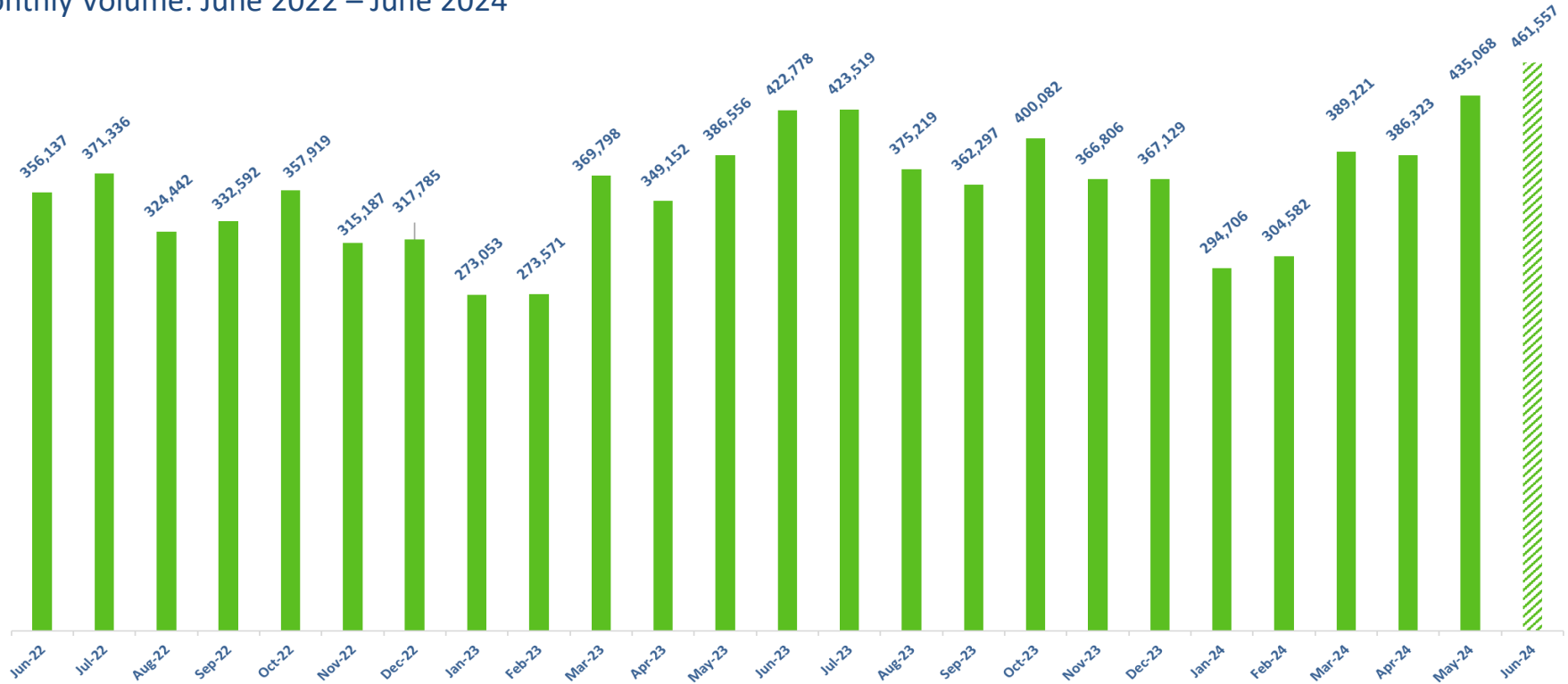


**CVG Airport Authority
Air Service Update
July 15, 2024**

Monthly Enplaned Passenger Trend



Monthly Volume: June 2022 – June 2024



June 2024 enplanements increased 9.2 percent YOY; YTD +9.5 percent

Enplaned Passenger Detail by Carrier

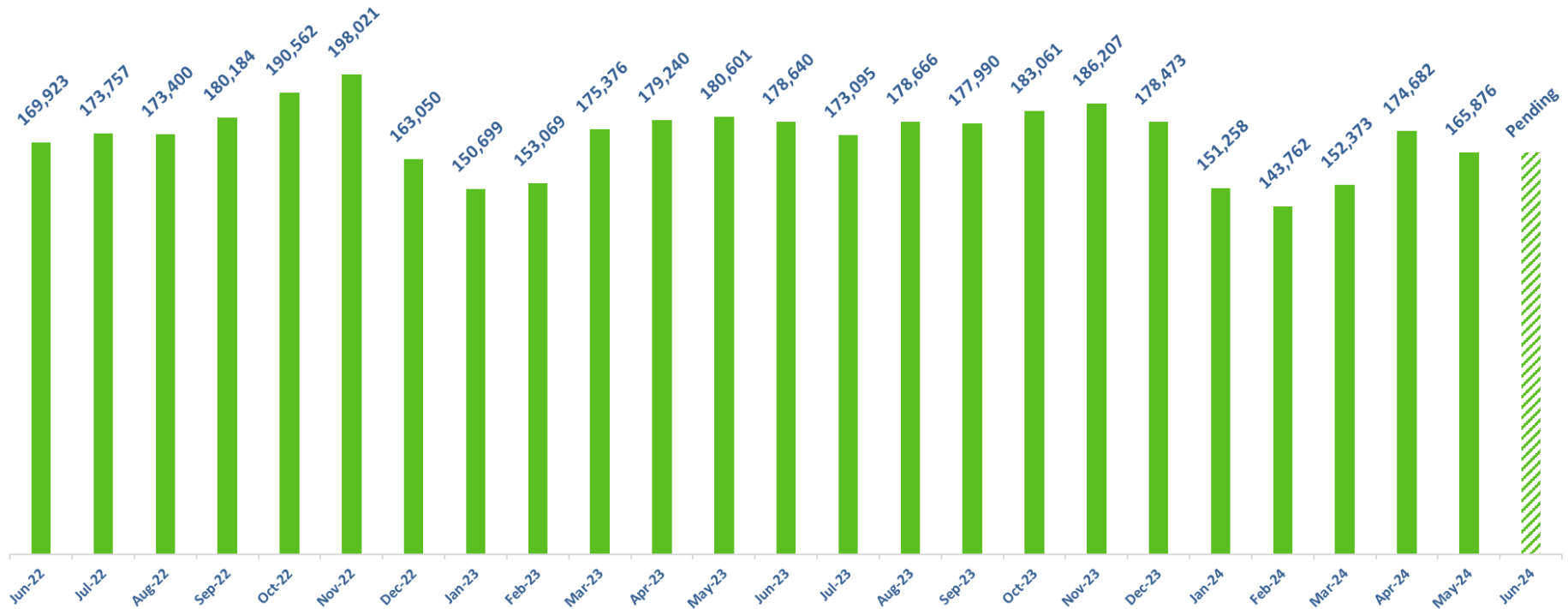


June 2024 (Estimated)	Enplaned Passengers			
	Monthly	% '24 vs '23	YTD	% '24 vs '23
Air Canada	3,233	3.5%	12,168	28.0%
American	88,814	14.5%	446,498	12.1%
Delta	154,965	7.6%	779,823	6.1%
United	41,967	18.4%	230,211	8.6%
Alaska	4,993	0.1%	21,306	-9.0%
Allegiant	61,988	-6.3%	244,896	-9.0%
British Airways	4,228	28.9%	18,712	449.4%
Frontier	64,554	28.9%	355,829	34.3%
Southwest	26,723	-0.2%	129,472	0.4%
Sun Country	2,734	-9.6%	5,495	11.2%
Breeze	5,298	-14.2%	18,338	19.3%
Other Scheduled Flights	2,060	3.1%	4,908	-12.0%
Non-Scheduled Flights	0	-100.0%	3,801	-10.3%
Total	461,557	9.2%	2,271,457	9.5%

Monthly Cargo Tonnage Trend



Monthly Volume: June 2022 – June 2024

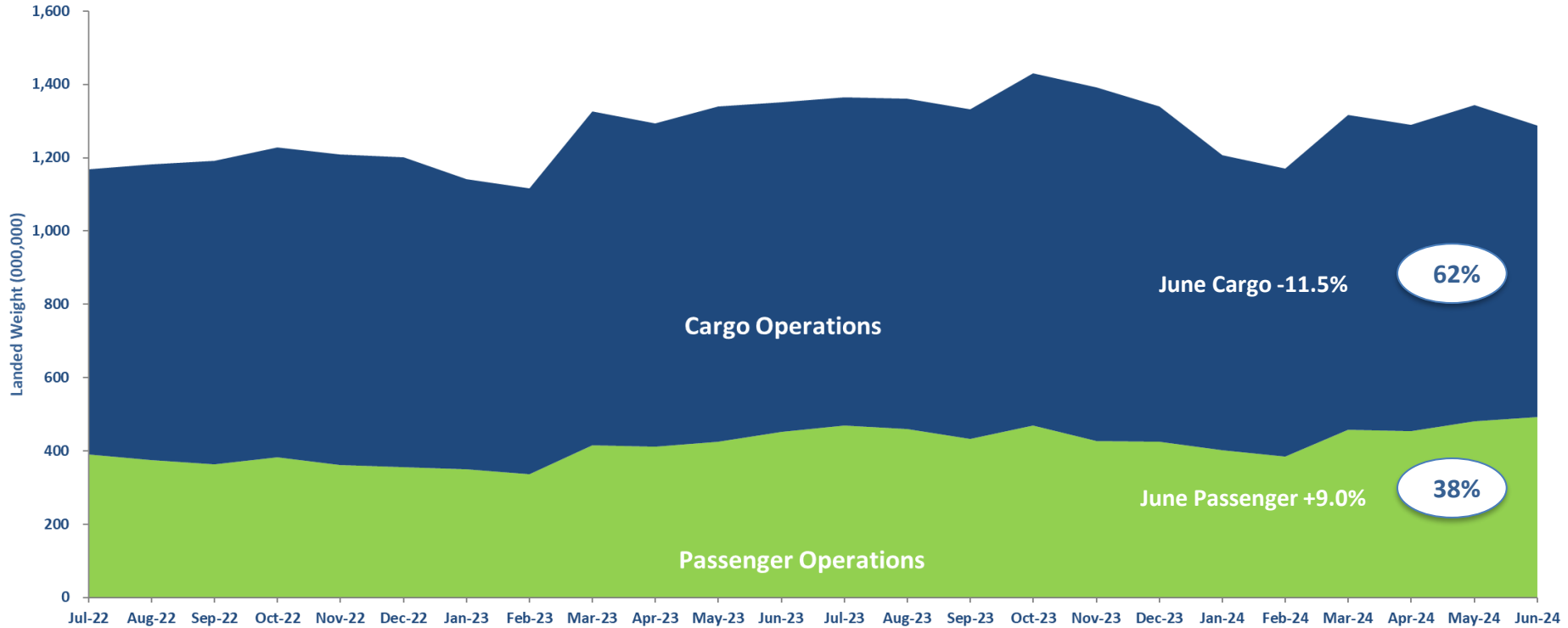


June Cargo Tonnage Pending; YTD through May 2024, -6.1 percent

Monthly Landed Weight Trend



Landed weight (1,000 lbs) by Operation Type July 2022 – June 2024 (Estimates)



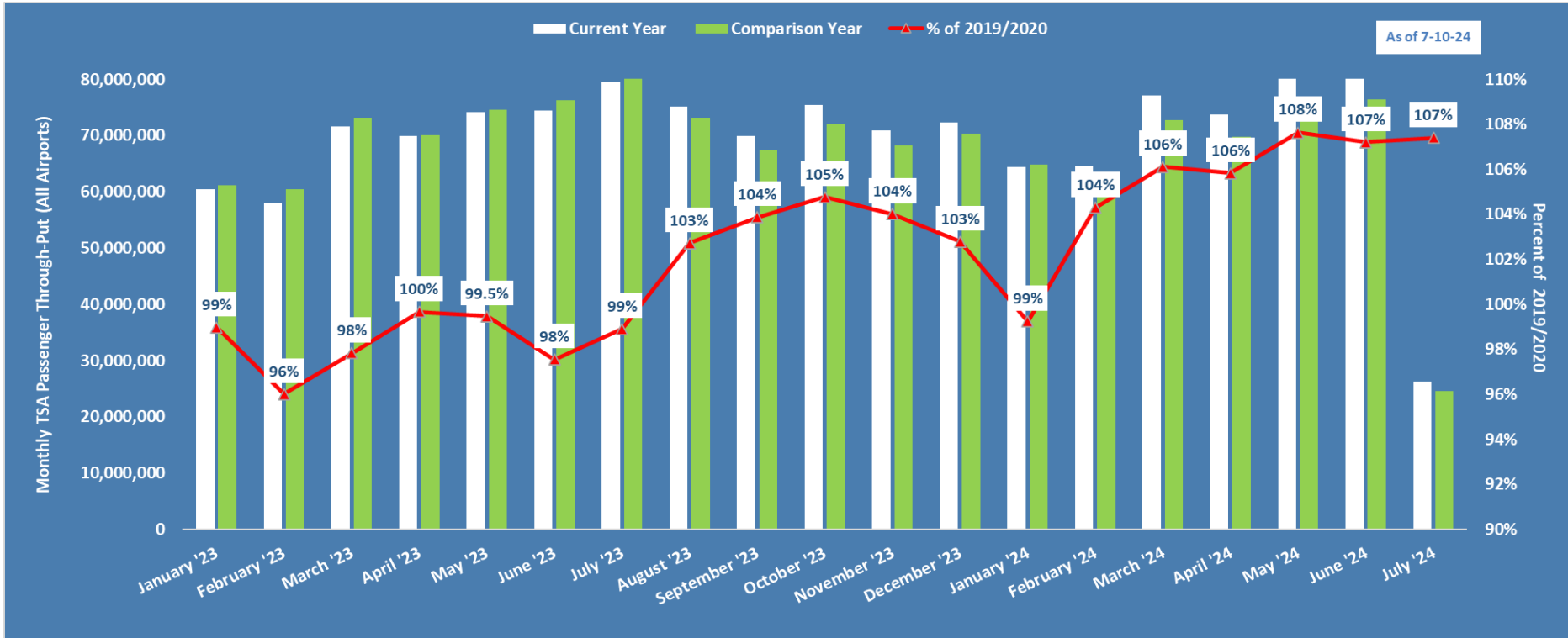
June 2024 estimated overall landed weight decreased 6.4 percent; YTD up 0.6 percent compared to 2023

*Comparisons are made to 2023 figures

Source: CVG Airport Statistics: Landed Weight Data

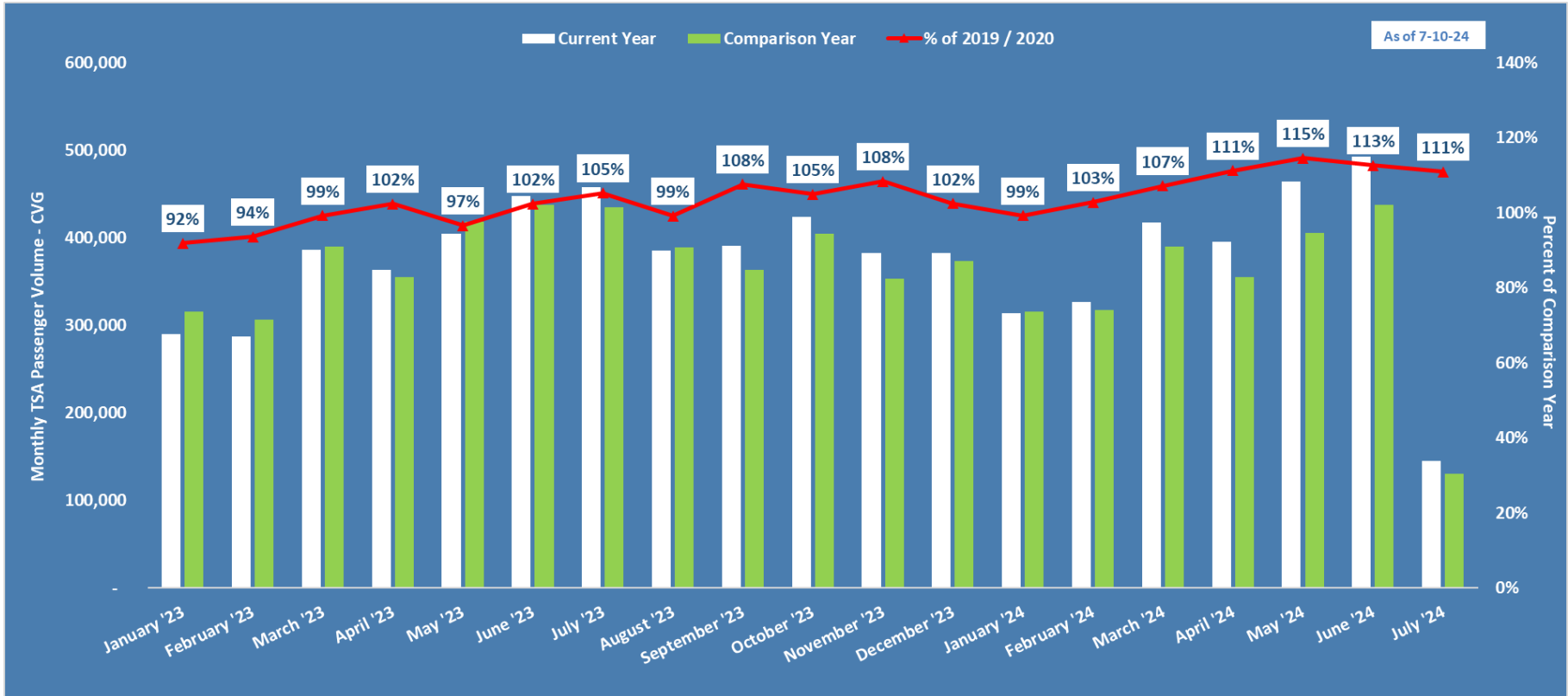
Industry Updates

U.S. System – TSA Security Passenger Throughput Trend



June National TSA Throughput was 107% of 2019 Levels, July 2024 trends continue to be positive @ 107%

CVG – TSA Security Passenger Throughput Trend



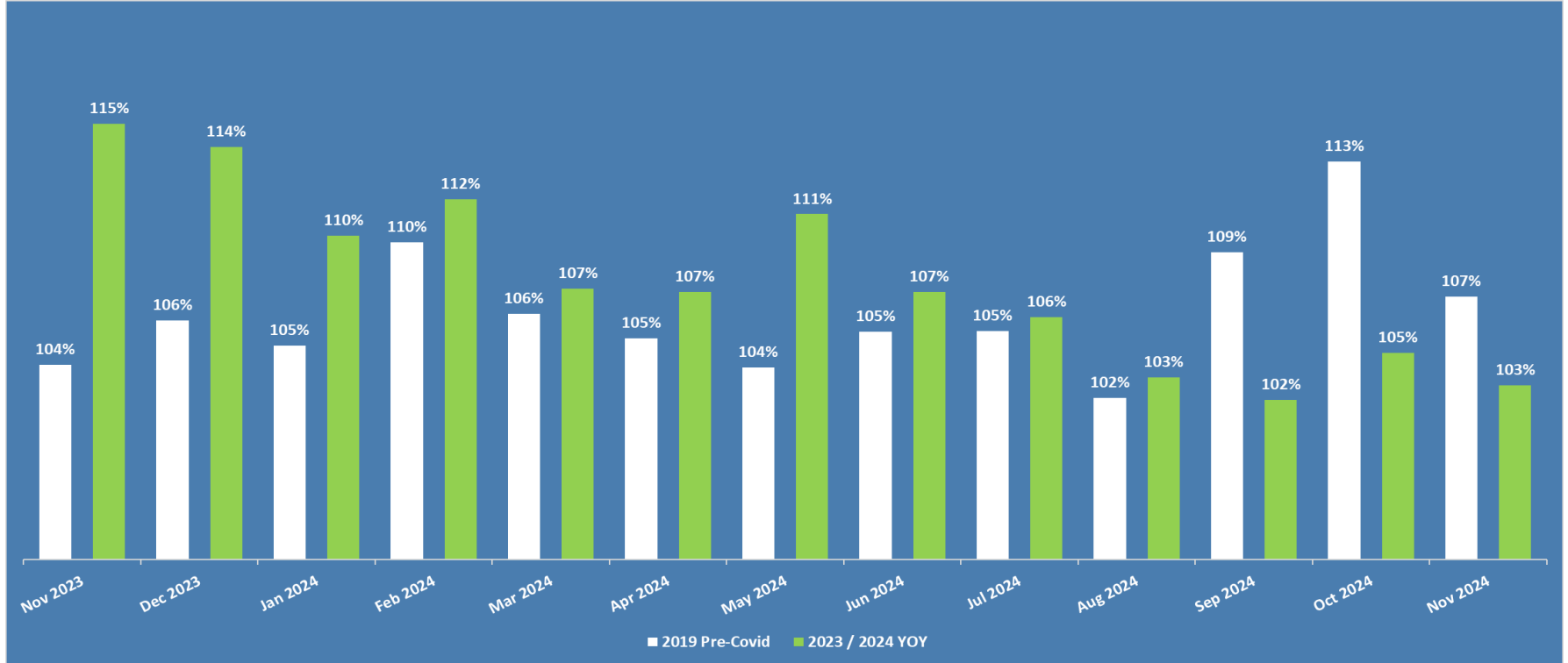
CVG TSA passenger throughput trends consistently exceeding 2019 & 2020 levels

Source: TSA.gov/Coronavirus/Passenger-Throughput as of July 10, 2024 (January – February Months compared to 2020)

CVG COVID Seat Capacity Recovery



CVG Domestic Seat Capacity Recovery Trend 2023 / 2024 YOY & compared to 2019 (Pre-Covid)



CVG Domestic Seat Capacity Trends Exceeding 2019 Levels & Growing Year over Year

Source: Diio/Cirium: Monthly Schedule Report - CVG Total Domestic Seat Volume (November 2023 – November 2024) compared to 2019 (Pre-Covid) & YOY as of May 9, 2024



CVG



55+ nonstop flights*

*Year-round and seasonal services

CVG

Embrace What's Next

