

AIR SERVICE REPORT

CVG Airport Authority

APRIL 17, 2023


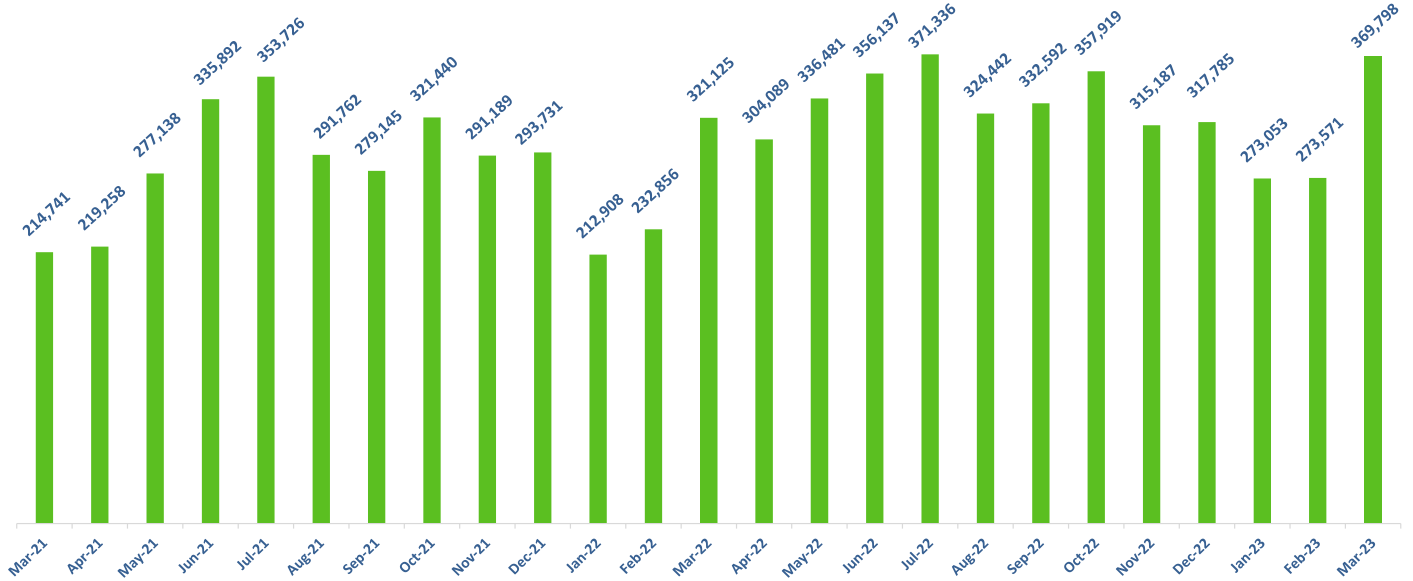


Photo by Steve Ziegelmeyer

CVG

Cincinnati/Northern Kentucky International Airport Air Service Report March 2023

Passenger Enplanements



Comments:

- Total enplanements in March 2023 were 369,798, an increase of 15.2 percent compared to enplanements of 321,125 in March 2022.
- Year to date, total enplanements are 916,422, an increase of 19.5 percent compared to 2022.

Passenger Carrier Enplanements

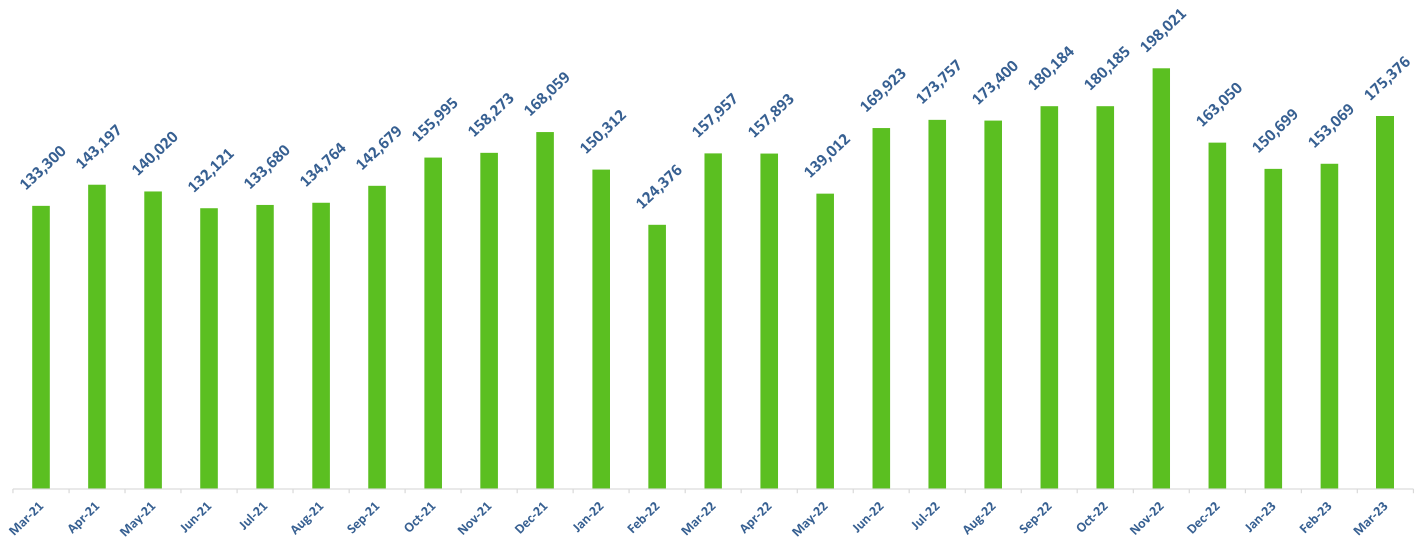
March 2023	Enplaned Passengers			
	Monthly	% '23 vs '22	YTD	% '23 vs '22
Air Canada	779	100.0%	2,338	100.0%
American	71,384	11.3%	180,838	21.0%
Delta	130,022	16.2%	331,313	16.2%
United	35,910	34.0%	96,568	42.4%
Alaska	3,938	-21.2%	9,276	13.9%
Allegiant	52,100	1.9%	115,359	10.0%
Frontier	50,066	38.8%	118,865	33.5%
Southwest	21,958	-10.0%	55,078	-4.8%
Sun Country	74	-65.9%	346	-48.4%
Breeze	1,547	100.0%	2,400	100.0%
Other Scheduled Flights	723	2.4%	1,974	19.8%
Non-Scheduled Flights	1,297	78.7%	2,067	-5.6%
Total	369,798	15.2%	916,422	19.5%

Comments:

- Scheduled daily departures ranged in number from a low of 109 on Tuesdays to a high of 126 on Fridays. On average, CVG had 120 scheduled daily departures in March.
- Nonstop Cities – In March airlines offered nonstop scheduled service to 45 domestic destinations and 4 international destinations.

Cincinnati/Northern Kentucky International Airport Air Service Report March 2023

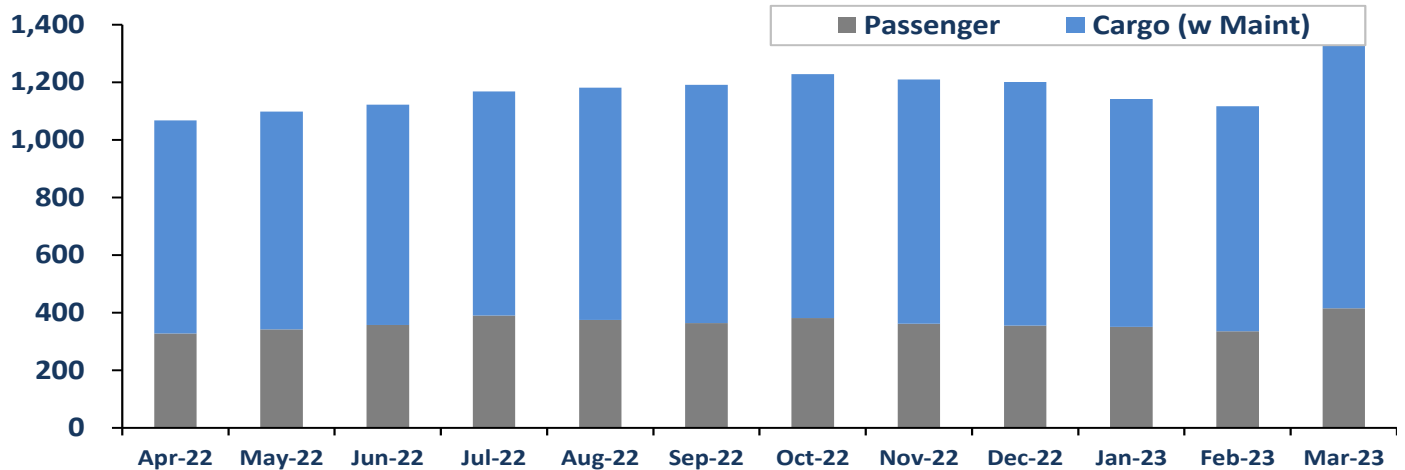
Cargo Volume



Comments:

- Total cargo in the month of March 2023 was 175,376 tons compared to March 2022 tonnage of 158,273 an increase of 11.0 percent year over year.
- Year to date, cargo tonnage is 479,144, an increase of 10.7 percent compared to 2022.

Landed Weight



Comments:

- Landed weight from passenger operations in the month of March 2023 increased 20.6 percent to 415.4 million pounds compared to 344.5 million pounds in March 2022.
- Landed weight from cargo operations in the month of March 2023 increased 26.3 percent to 910.9 million pounds compared to 721.4 million pounds in March 2022.
- Total landed weight in November increased 24.4 percent compared to March 2022. Year to date, total landed weight is up 18.2 percent compared to 2022.