



---

**Embrace What's Next**

---



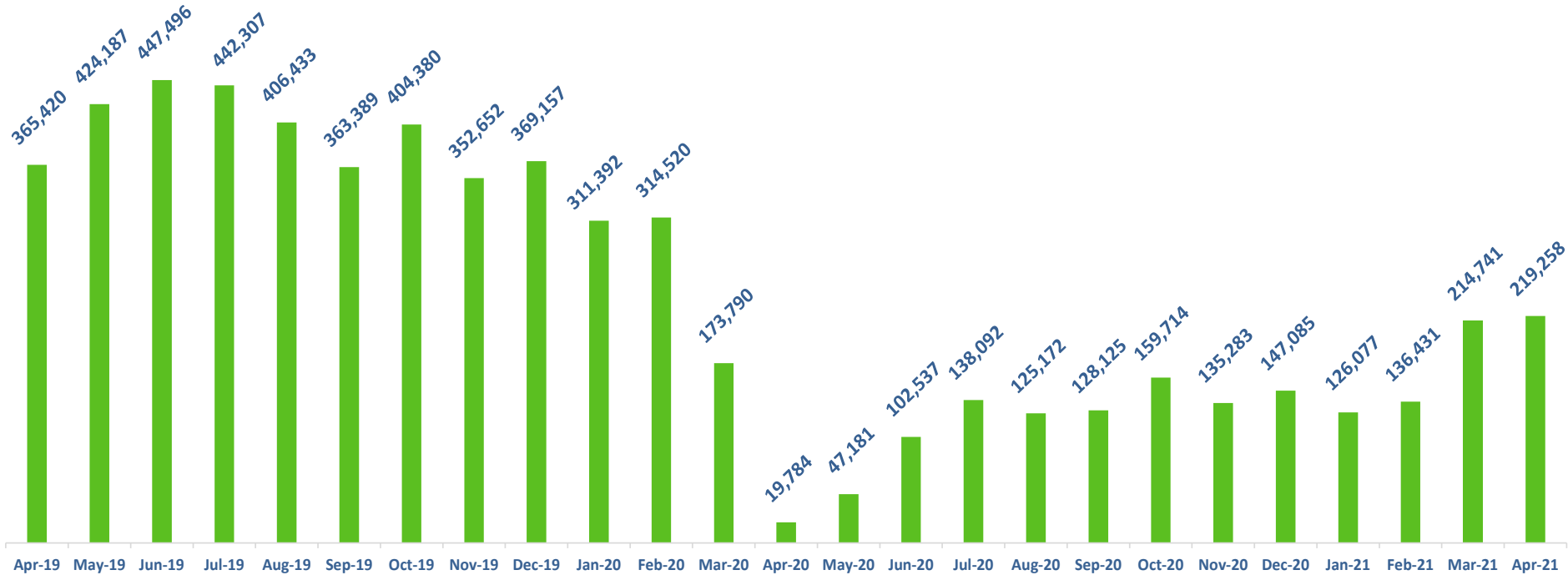
**Kenton County Airport Board  
Air Service Update**

**May 17, 2021**

# Monthly Enplaned Passenger Trend



Monthly Volume: April 2019 – April 2021 (Comparison's to 2019)



**April 2021 enplanements down year-over-year 40 percent to 219,258; YTD down 48.2 percent\***

\*Comparisons are made to 2019 figures

Source: CVG Airport Statistics: Passenger Enplanement Data

# Enplaned Passenger Detail by Carrier (Compared to 2019)



April 2021	Enplaned Passengers			
	Monthly	% '21 vs '19	YTD	% '21 vs '19
Air Canada	-	0.0%	-	-100.0%
American	35,068	-31.2%	110,813	-41.7%
Delta	67,587	-61.3%	227,328	-64.1%
United	19,395	-51.8%	63,693	-55.8%
Allegiant	39,370	-12.9%	123,531	-22.6%
Frontier	34,748	35.5%	102,697	-5.5%
Southwest	21,705	-10.8%	65,162	-29.1%
Other Scheduled Flights	588	2.8%	1,429	-27.5%
Non-Scheduled Flights	797	-37.5%	1,854	-55.3%
<b>Total</b>	<b>219,258</b>	<b>-40.0%</b>	<b>696,507</b>	<b>-48.2%</b>

**Low-Cost Carrier Recovery Outpacing the Recovery of Legacy Carriers**

\*Comparisons are made to 2019 figures

# Monthly Cargo Tonnage Trend



Monthly Volume: April 2019 – April 2021

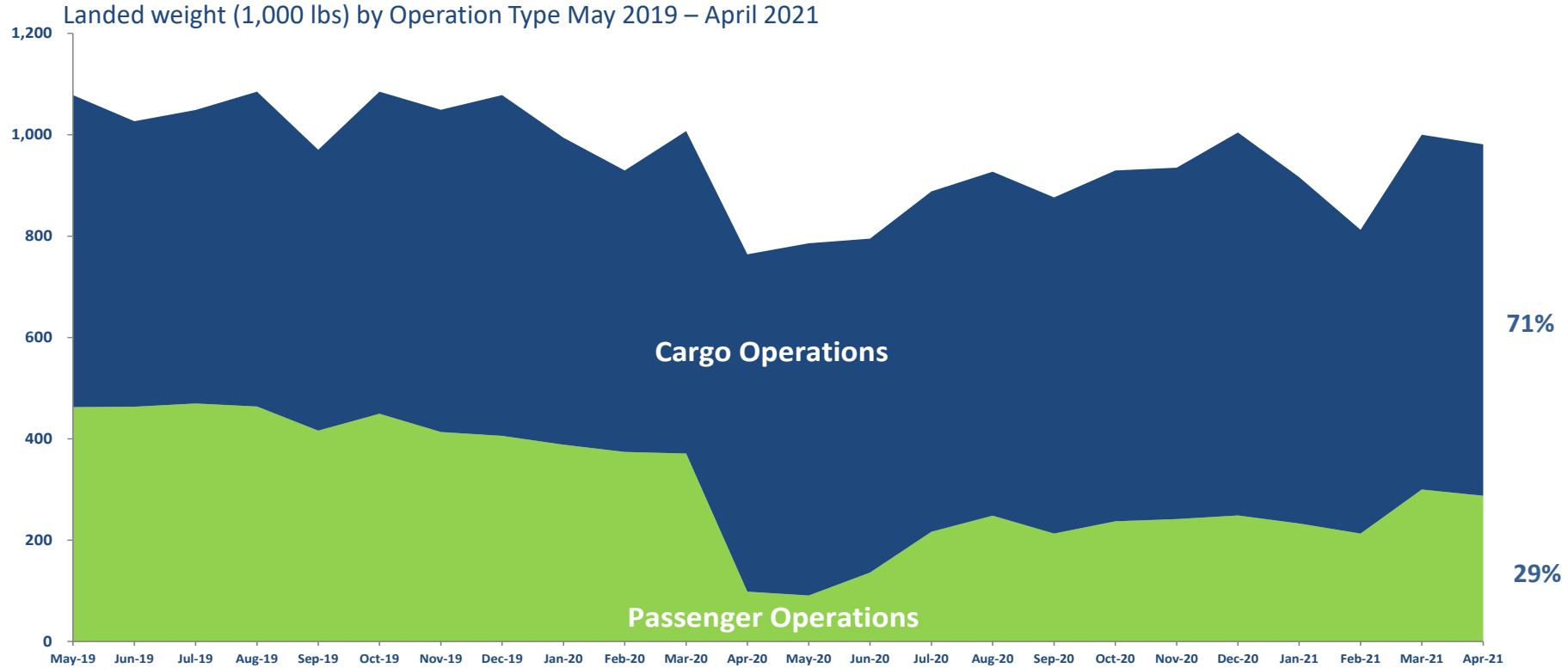


**April cargo volume 143,197 tons, +22.9 percent year-over-year; YTD +27.8 percent\***

Source: CVG Airport Statistics: Cargo Data

Source: June 2020 Tonnage figure of 160,076 revised to reflect operational adjustment into May 2020. Comparisons are based on 2020 figures

# Monthly Landed Weight Trend



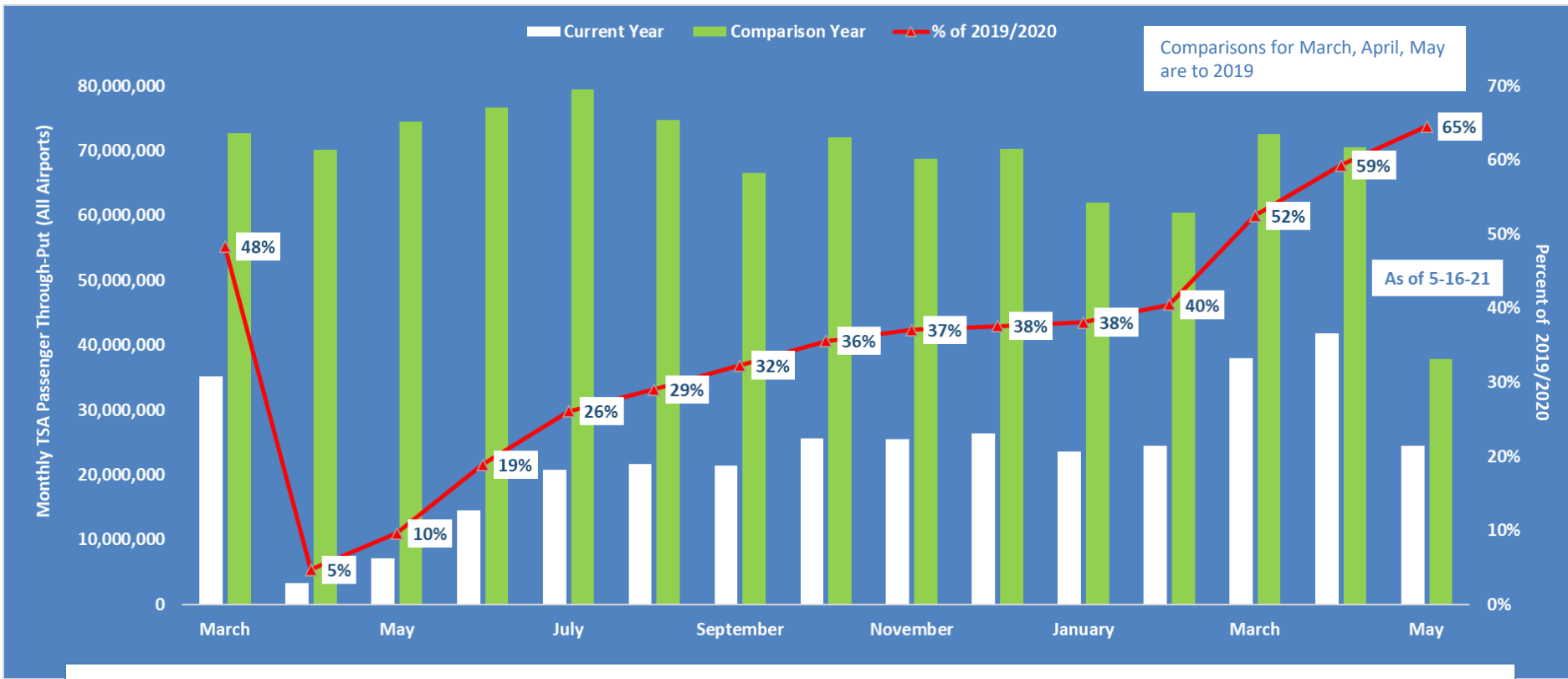
April 2021 overall landed weight was down 6.2 percent year-over-year; YTD -7.1 percent\*

\*Comparisons are made to 2019 figures

Source: CVG Airport Statistics: Landed Weight Data

# Industry Updates

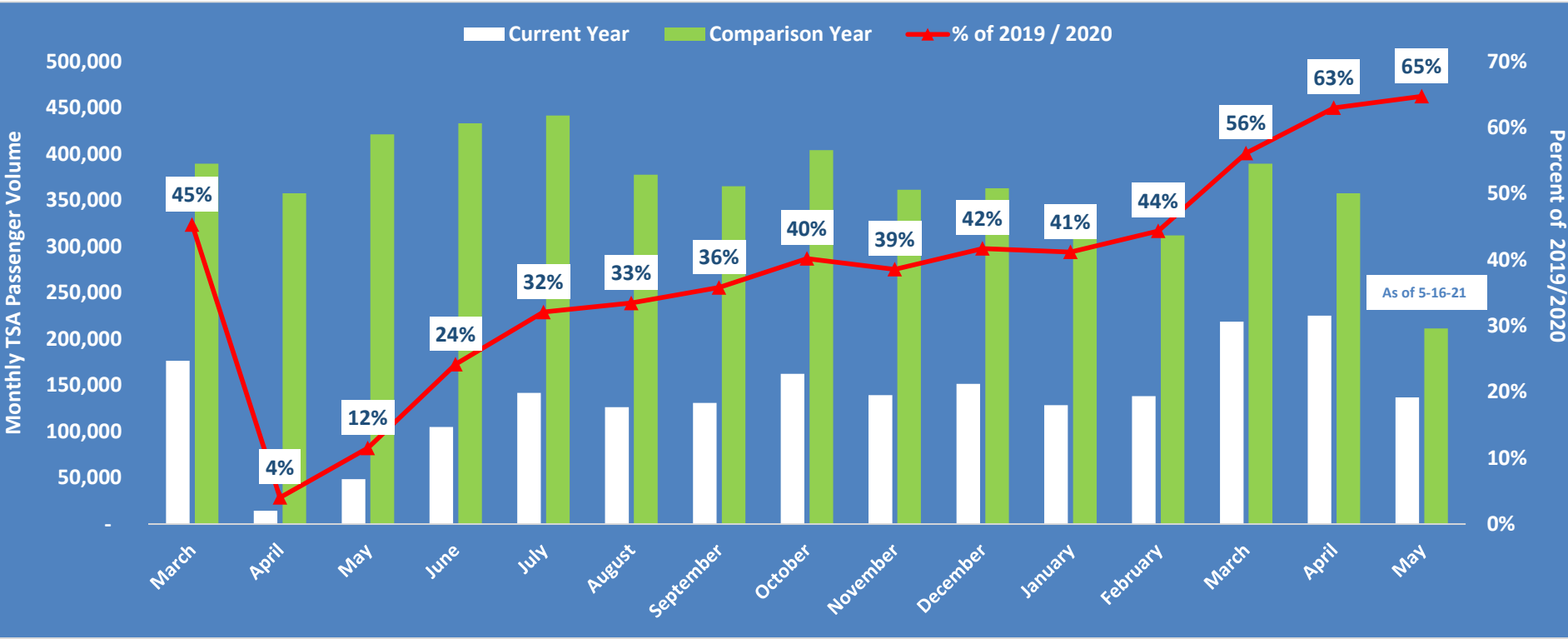
# U.S. System – TSA Security Passenger Throughput Trend



**Year-Over-Year U.S. Passenger Volumes Continue to Improve Compared to 2019 & 2020**

Source: TSA.gov/Coronavirus/Passenger-Throughput as of May 16, 2021 (Percentage comparison to 2019 starting with March 2021)

# CVG – TSA Security Passenger Throughput Trend

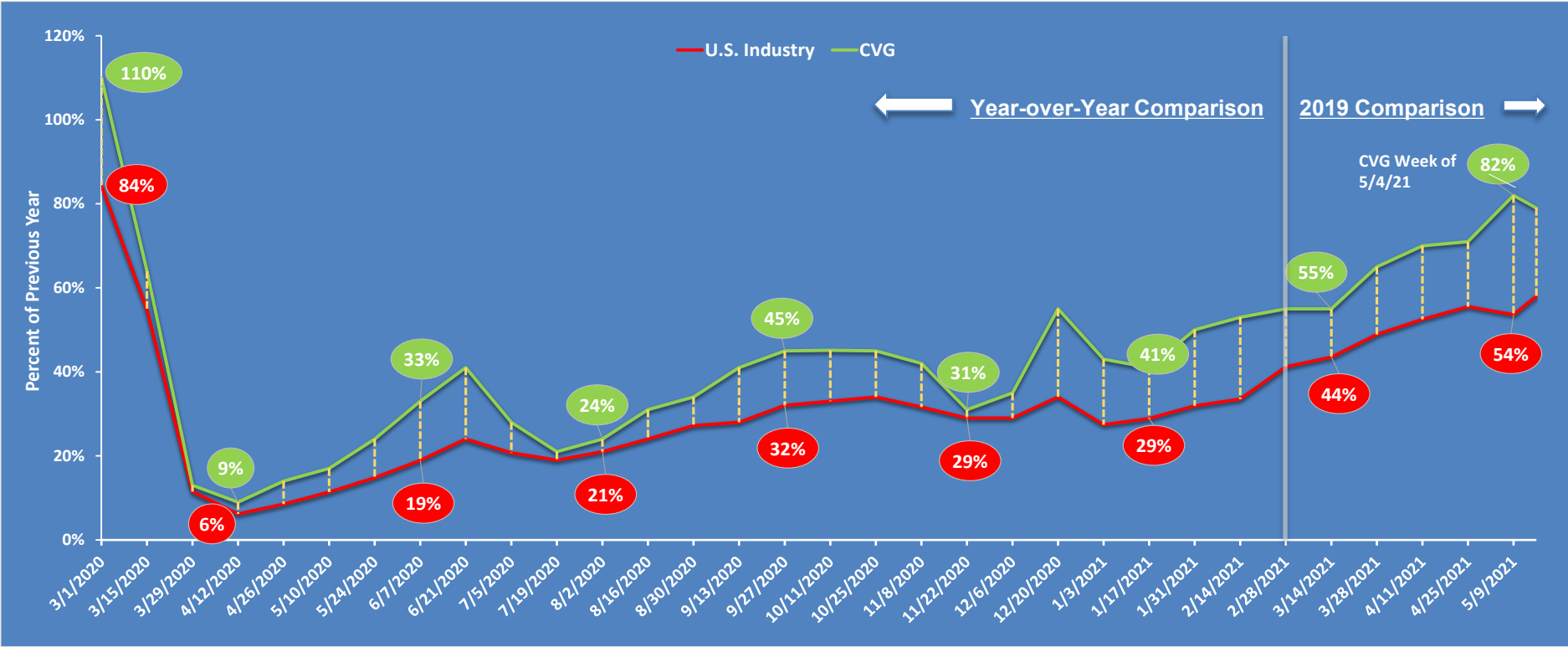


**CVG Year-Over-Year Passenger TSA Throughput Continues to Improve – April ~63% of 2019 Levels**

Source: TSA.gov/Coronavirus/Passenger-Throughput as of May 16, 2021 (Percentage comparison to 2019 starting with March 2021)



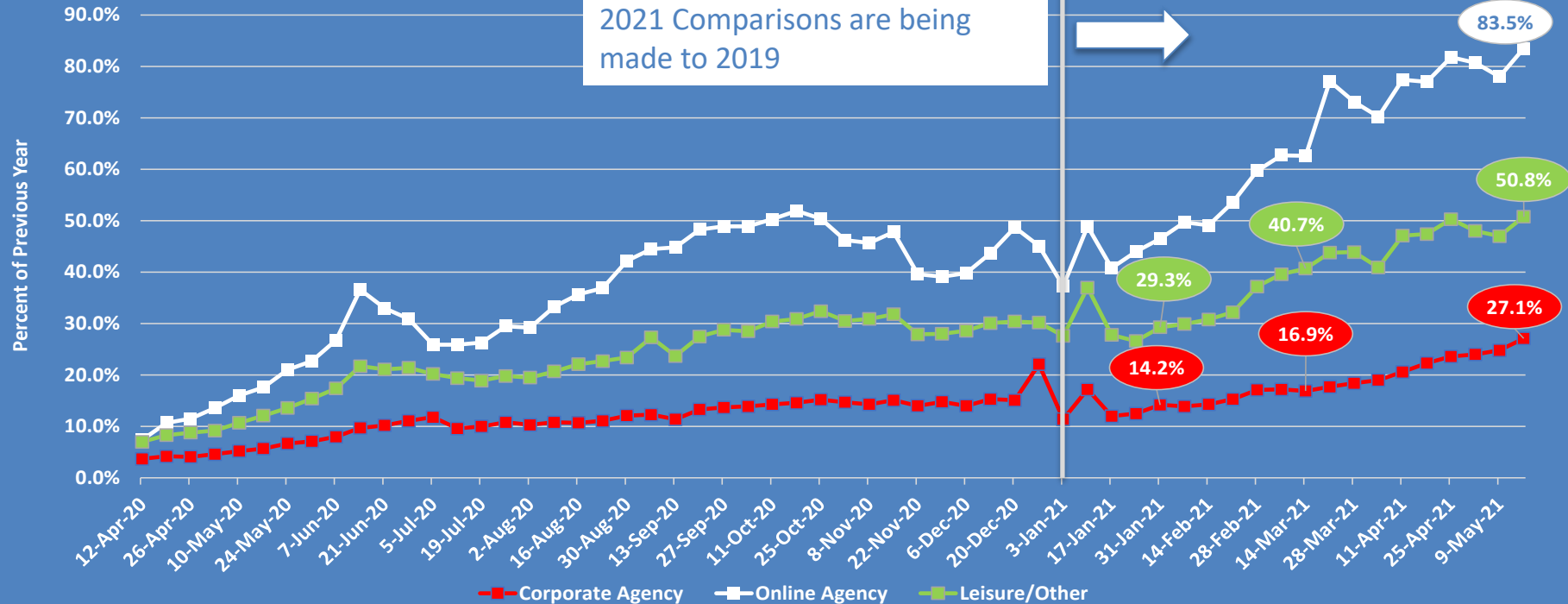
# Industry Airline Ticket Sales Activity



**CVG demand trends are favorable compared to U.S. industry and gaining momentum into Summer 2021**

Source: Airline Reporting Corporation: Results are based on weekly sales data ending May 16, 2021, from 10,973 U.S. retail, corporate and online travel agencies. Results do not include sales of tickets purchased directly from airlines and are not net of refunds or exchanges.

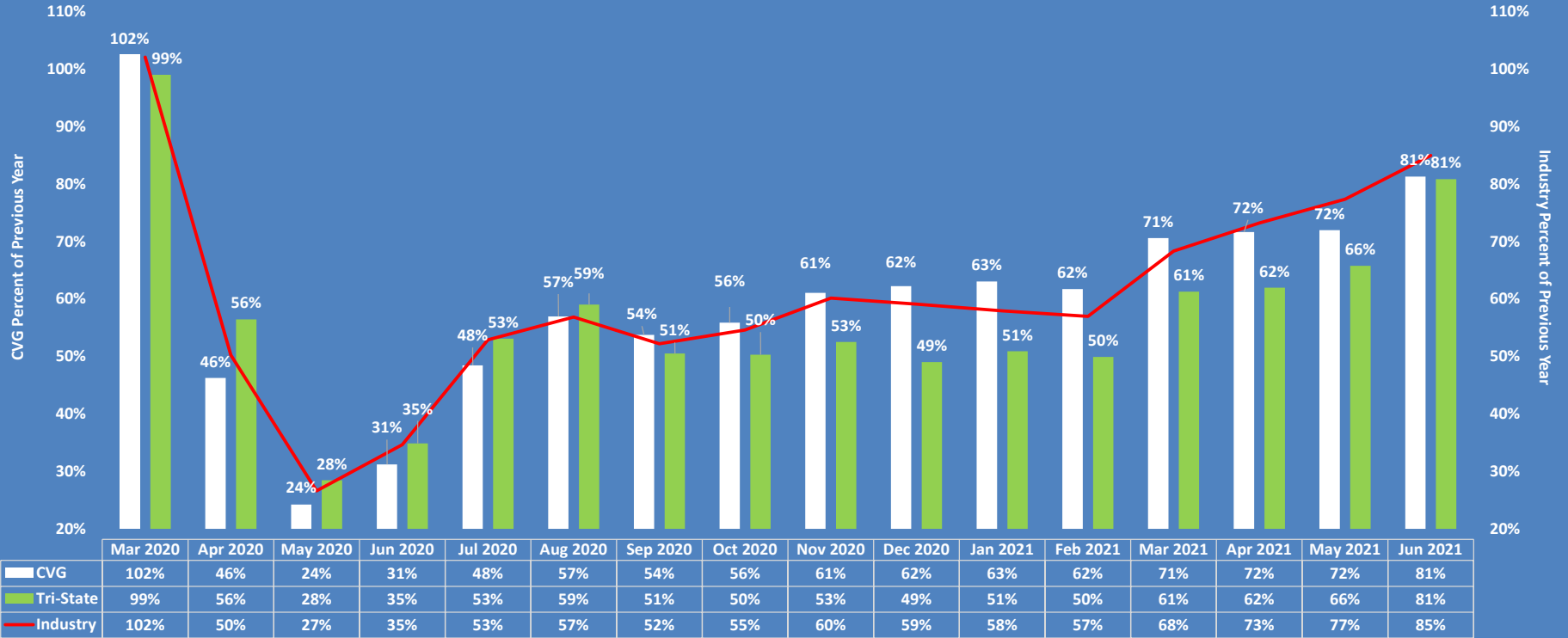
# Industry Airline Ticket Sales Activity By Distribution Channel



**Majority of Demand Recovery has Taken Place in the Online Booking Channel (VFR)**

Source: Airline Reporting Corporation: Results are based on weekly sales data ending May 16, from 10,973 U.S. retail, online and corporate travel agency locations. Results do not include sales of tickets purchased directly from airlines and are not net of refunds or exchanges.

# Airline U.S. Domestic Capacity Trends



**CVG Seat Capacity Expected to be at 81% Percent of 2019 Levels in June 2021**



# Air Service Announcements

# Upcoming Air Service Developments



## The Sun now rises in Cincinnati.



CVG WELCOMES



sun country airlines.



CVGairport.com

New Minneapolis Service  
Starting May 14<sup>th</sup>  
2x Weekly – FRI/SUN

*Alaska*  
AIRLINES

→ CVG TO SEATTLE

BOOK NOW

New Seattle Service  
Starting May 20<sup>th</sup>  
Daily

is excited to add 4 NEW  
nonstop destinations from

UNITED

SERVICE BEGINS MAY 2021

HILTON HEAD, SC

PENSACOLA, FL

CHARLESTON, SC

PORTLAND, ME

CVGairport.com

New United Airlines Service  
Starting May 27<sup>th</sup> & 28<sup>th</sup>  
4x weekly

## Close to Perfect – Far From Normal

**allegiant**  
NONSTOP TO KEY WEST (EYW)  
BEGINNING JUNE 9

CVGairport.com

New Key West Service  
Starting June 9<sup>th</sup>  
2x Weekly – WED/SAT



New Sarasota & Fort Myers Service  
Starting June 12th  
1x Weekly – Saturdays

Southwest now serves  
Nine destinations from CVG:

- Chicago (MDW)
- Baltimore
- Denver
- Houston (HOU)
- Tampa (TPA)
- Orlando (MCO)
- Phoenix (PHX)
- Fort Myers (RSW)
- Sarasota (SRQ)



## American Airlines Developments

- Currently CVG's 2<sup>nd</sup> largest carrier
- Destinations: CLT, DCA, DFW, MIA, ORD, PHL
- New York (LGA & JFK) planned return in August
- Seasonal Phoenix now planned for August 2021 operating through April 2022 (Daily)
- New Boston service planned for November 2021
  - 3x daily service year around
- Alliance partnerships with Alaska Airlines and JetBlue

# Pre-Pandemic – 54 Nonstop Markets



## Returning this Summer /Fall

- Raleigh Durham
- Paris, France
- Toronto, Canada

## Likely Returning 2022

- San Francisco
- Hartford
- Kansas City
- St. Louis
- Montego Bay

As of April 2021 – 40 Nonstop Markets

May & June 2021 – 50 Nonstop Markets

SEA, JFK, MYR, ORF, PVD, SJD, HHH, PWM, PNS, EYW



**CVG**

---

**Embrace What's Next**

---

