



---

**Embrace What's Next**

---



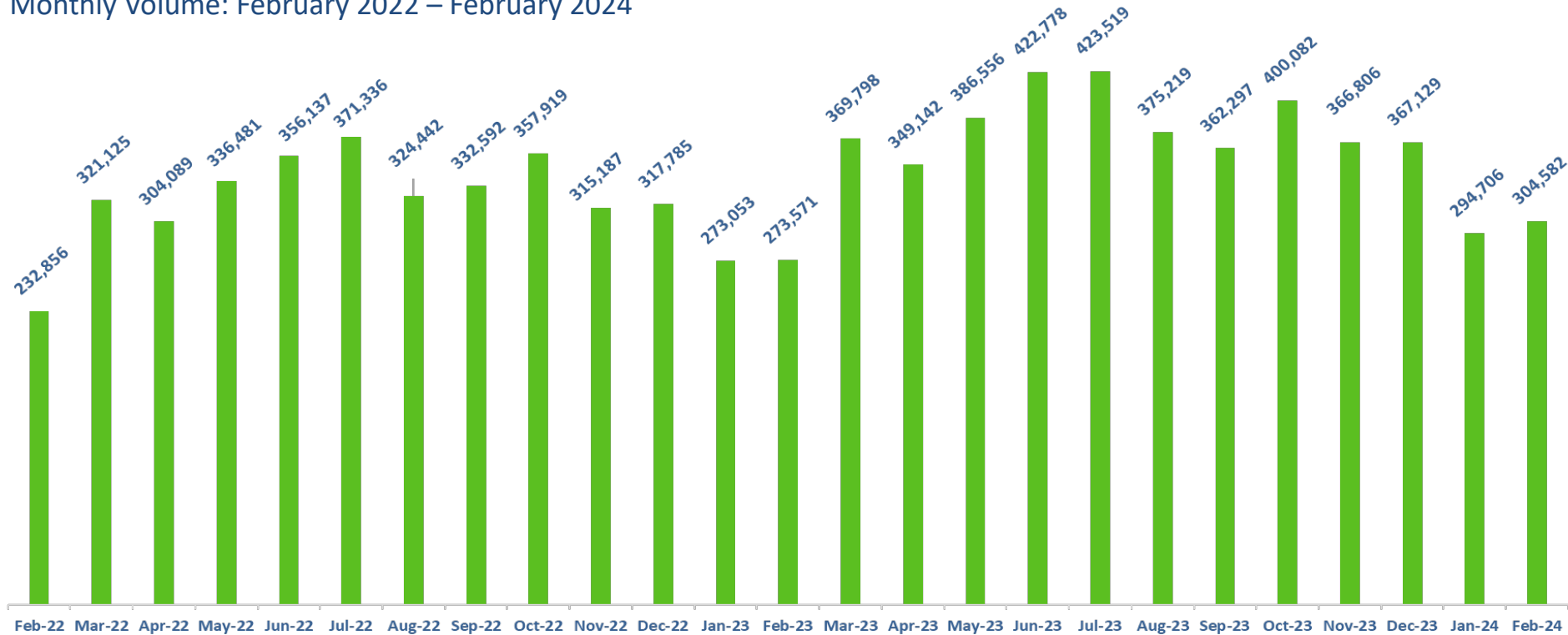
**CVG Airport Authority  
Air Service Update**

**March 18, 2024**

# Monthly Enplaned Passenger Trend



Monthly Volume: February 2022 – February 2024



**February 2024 enplanements increased 11.3 percent YOY; YTD +9.6 percent**

# Enplaned Passenger Detail by Carrier

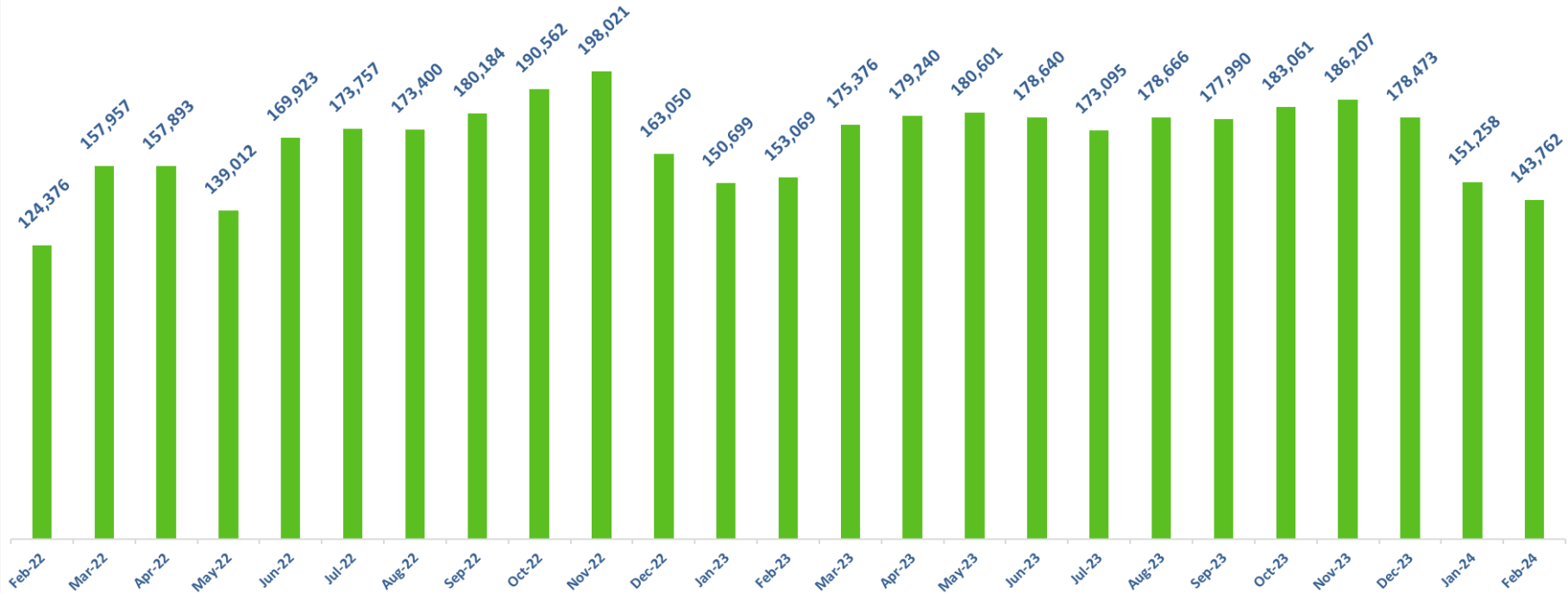


February 2024	Enplaned Passengers			
	Monthly	% '24 vs '23	YTD	% '24 vs '23
Air Canada	1,239	74.5%	2,267	45.4%
American	60,668	8.7%	116,950	6.8%
Delta	108,646	11.5%	216,510	7.6%
United	33,244	10.8%	64,819	6.9%
Alaska	2,256	-12.0%	4,199	-21.3%
Allegiant*	25,485	-22.0%	54,254	-14.2%
British Airways	1,150	100.0%	3,646	100.0%
Frontier	52,084	45.9%	97,792	42.1%
Southwest	16,612	1.8%	32,838	-0.9%
Sun Country	120	-24.1%	356	30.9%
Breeze	1,874	119.7%	3,338	291.3%
Other Scheduled Flights	471	-31.4%	799	-36.1%
Non-Scheduled Flights	733	14.7%	1,520	97.4%
<b>Total</b>	<b>304,582</b>	<b>11.3%</b>	<b>599,288</b>	<b>9.6%</b>

# Monthly Cargo Tonnage Trend



Monthly Volume: February 2022 – February 2024



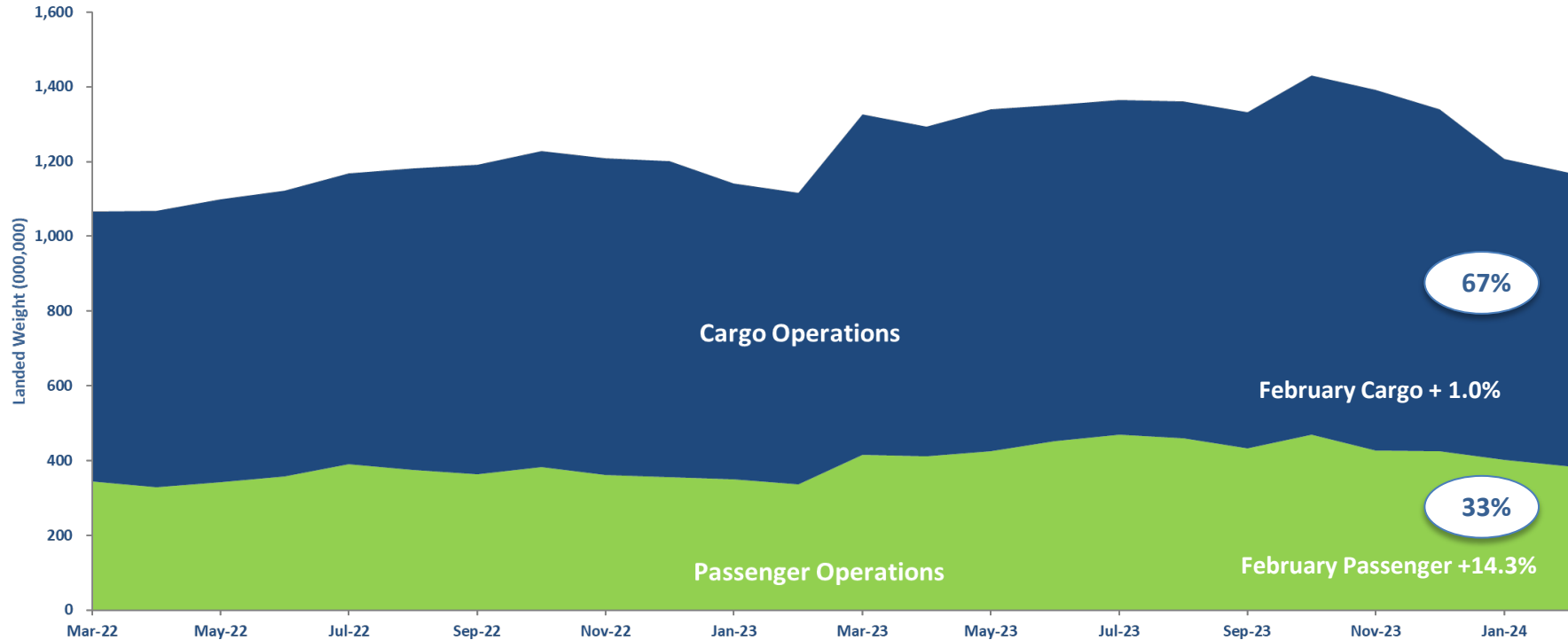
**February cargo volume 143,762 tons, -6.1 percent Year-Over-Year; YTD -2.9 percent**

Source: CVG Airport Statistics: Cargo Data – Comparisons to 2023

# Monthly Landed Weight Trend



Landed weight (1,000 lbs) by Operation Type March 2022 – February 2024

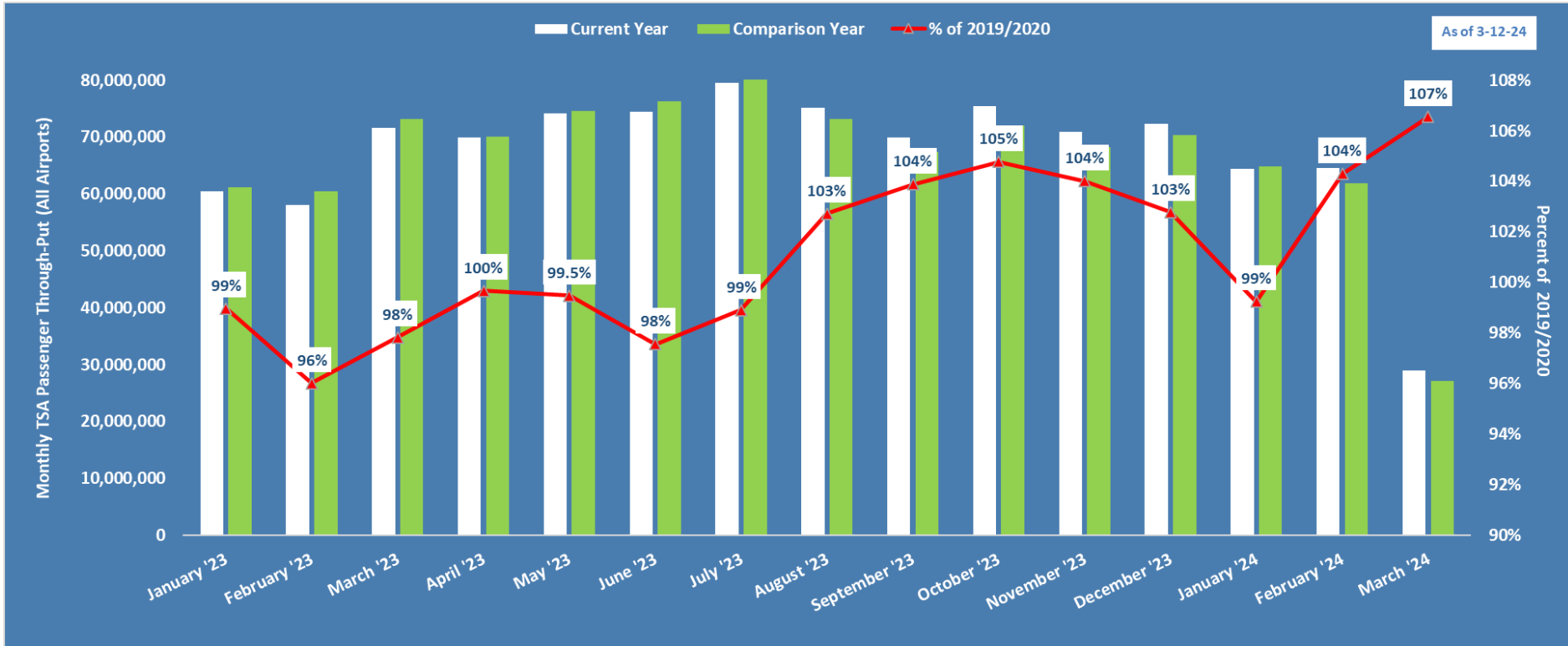


**February 2024 overall landed weight increased 4.8 percent; YTD up 5.3 percent compared to 2023**

\*Comparisons are made to 2022 figures  
Source: CVG Airport Statistics: Landed Weight Data

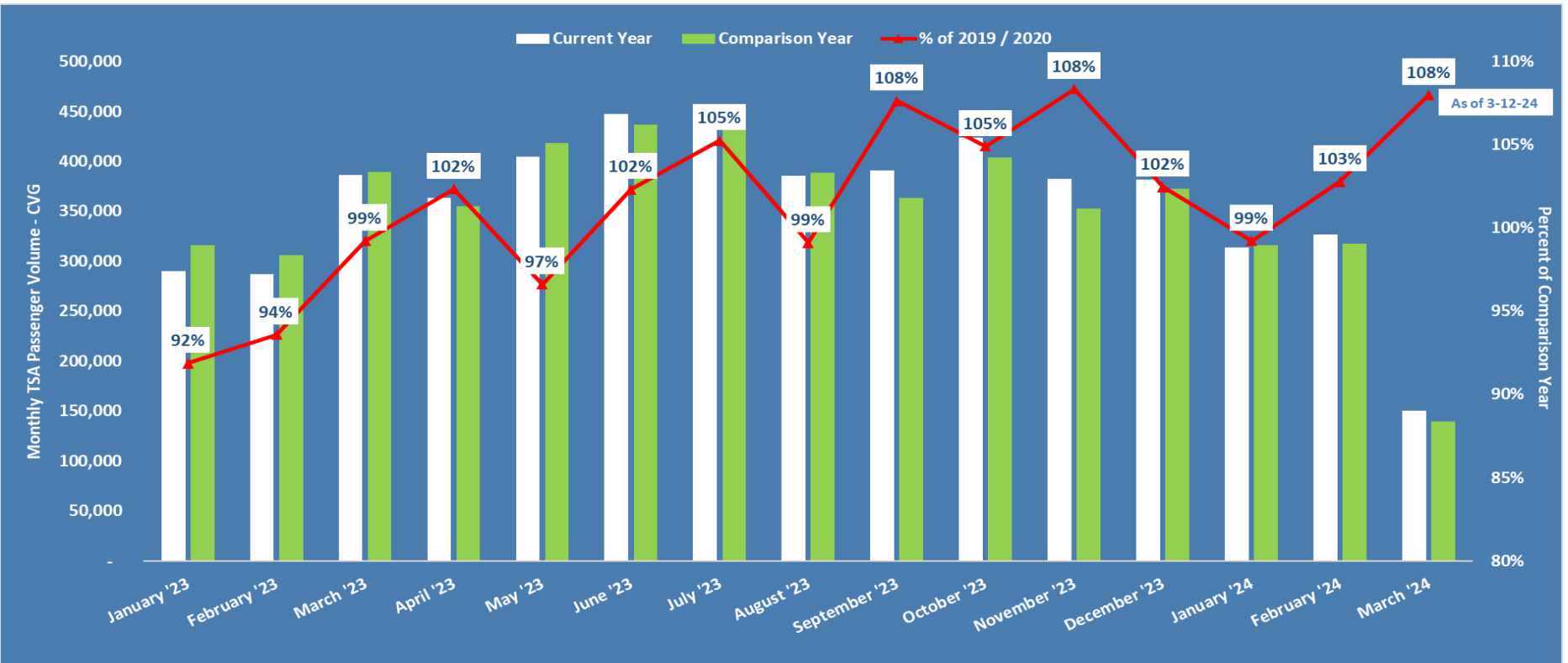
# Industry Updates

# U.S. System – TSA Security Passenger Throughput Trend



**February National TSA Throughput was 104% of 2020 Levels, March 2024 trends continue to be positive @ 107%**

# CVG – TSA Security Passenger Throughput Trend



**CVG TSA passenger throughput trends exceeding 2019 & 2020 levels**

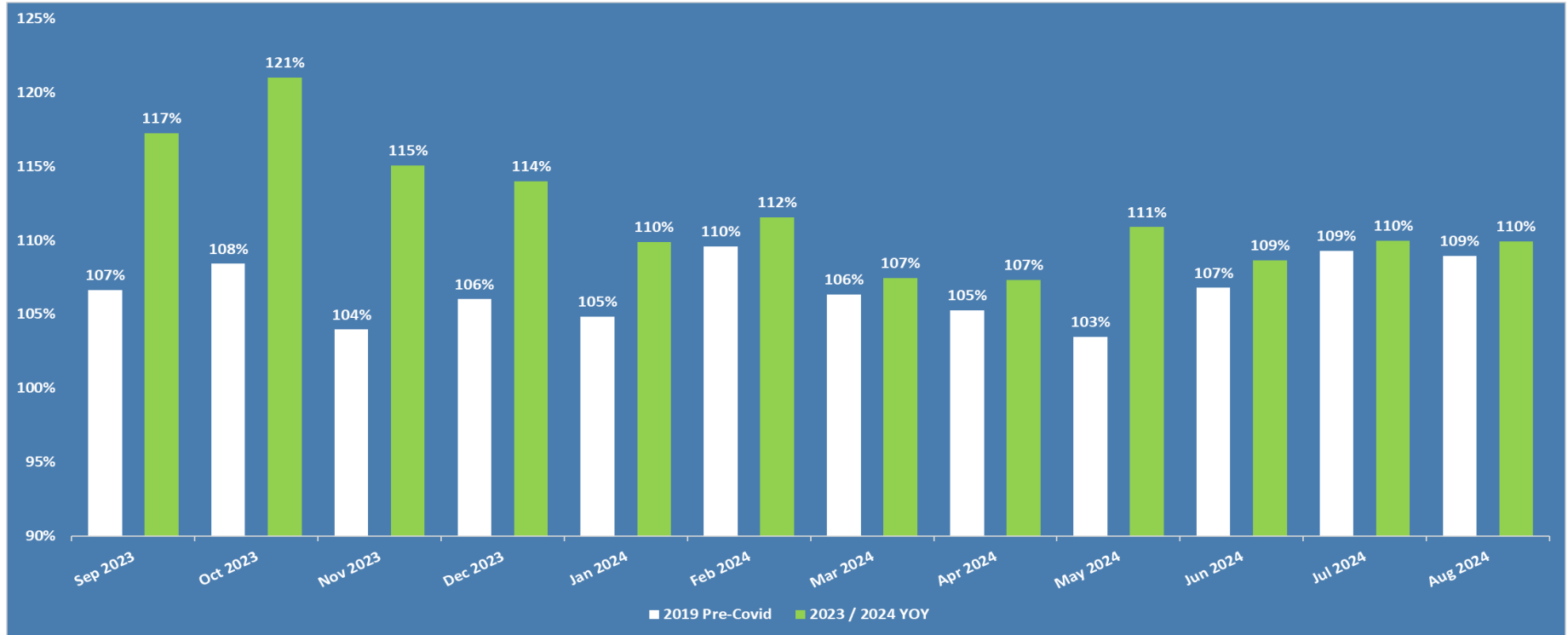
Source: TSA.gov/Coronavirus/Passenger-Throughput as of March 12, 2024 (January – February Months compared to 2020)



# CVG COVID Seat Capacity Recovery



CVG Domestic Seat Capacity Recovery Trend 2023 / 2024 YOY & compared to 2019 (Pre-Covid)



**CVG Domestic Seat Capacity Trends Exceeding 2019 Levels & Growing Year over Year**

Source: Diio/Cirium: Monthly Schedule Report - CVG Total Domestic Seat Volume (September 2023 – August 2024) compared to 2019 (Pre-Covid) & YOY as of March 12, 2024



# CVG



50+ nonstop destinations

Atlanta  
Boston  
Charlotte  
Cancun  
Dallas  
Denver  
Fort Lauderdale  
Houston (IAH)  
Las Vegas  
New York (LGA)

Orlando  
Miami  
Minneapolis  
Philadelphia  
Phoenix  
Pensacola  
Portland (PWM)  
Raleigh/Durham  
Fort Myers  
Tampa (TPA)

## Frontier: New CVG Base Coming in 2024 *Announces 8 new routes from CVG*





## Key Air Service Dates:

- British Airways – London service increased back to 5x weekly on April 1<sup>st</sup> (MON, WED, FRI, SAT, SUN)
- Frontier Airlines – New York (LGA) begins April 10<sup>th</sup>
- Breeze Airways – New service to San Diego and Hartford begins May 5<sup>th</sup>
- Frontier Airlines – Charlotte, Fort Lauderdale and Minneapolis begins May 16<sup>th</sup>
- Frontier Airlines – Houston (IAH) begins May 17<sup>th</sup>
- Frontier Airlines – Portland (PWM), Pensacola, begins May 21<sup>st</sup>
- Frontier Airlines – Boston begins May 22<sup>nd</sup>
- Delta Air Lines – Paris service increases to daily service on May 23<sup>rd</sup>
- Allegiant Air – Seasonal service to Norfolk returns May 24<sup>th</sup>
- Allegiant Air – Seasonal service to Providence returns June 13<sup>th</sup>

**CVG**

---

**Embrace What's Next**

---

