



Embrace What's Next



**CVG Airport Authority
Air Service Update
November 18, 2024**

Monthly Enplaned Passenger Trend



Monthly Volume: October 2022 – October 2024



October 2024 enplanements were flat YOY; YTD +6.8 percent

Enplaned Passenger Detail by Carrier

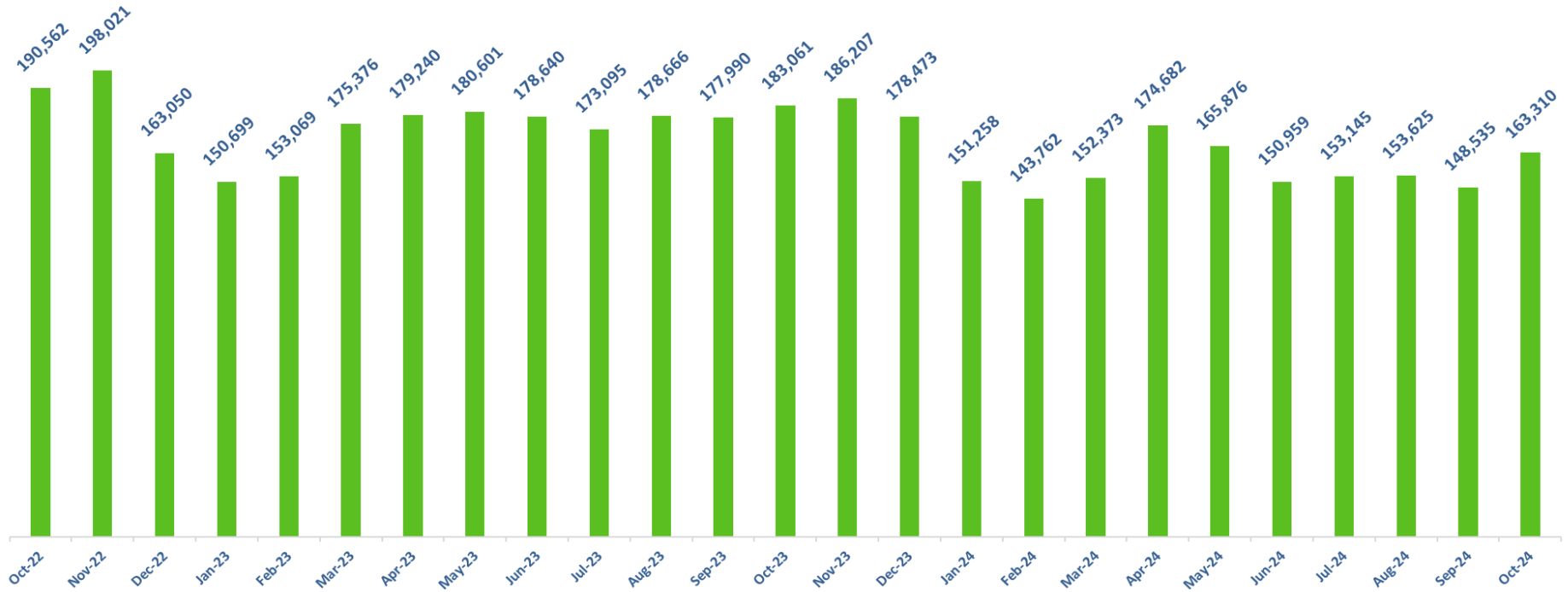


October 2024	Enplaned Passengers			
	Monthly	% '24 vs '23	YTD	% '24 vs '23
Air Canada	2,095	-21.4%	23,378	16.4%
American	84,113	8.5%	765,377	10.8%
Delta	141,015	0.7%	1,353,815	4.6%
United	46,057	18.0%	403,086	8.0%
Alaska	4,156	-10.2%	39,568	-6.6%
Allegiant	34,373	-12.2%	400,897	-9.7%
British Airways	4,105	4.8%	35,689	94.8%
Frontier	52,827	-12.8%	574,918	25.0%
Southwest	24,106	-10.3%	224,205	-4.1%
Sun Country	1,351	-14.3%	12,863	-7.2%
Breeze	1,451	-41.3%	32,792	20.9%
Other Scheduled Flights	556	-29.6%	7,407	-21.3%
Non-Scheduled Flights	125	-85.8%	8,911	5.6%
Total	396,330	-0.9%	3,882,906	6.8%

Monthly Cargo Tonnage Trend



Monthly Volume: October 2022 – October 2024

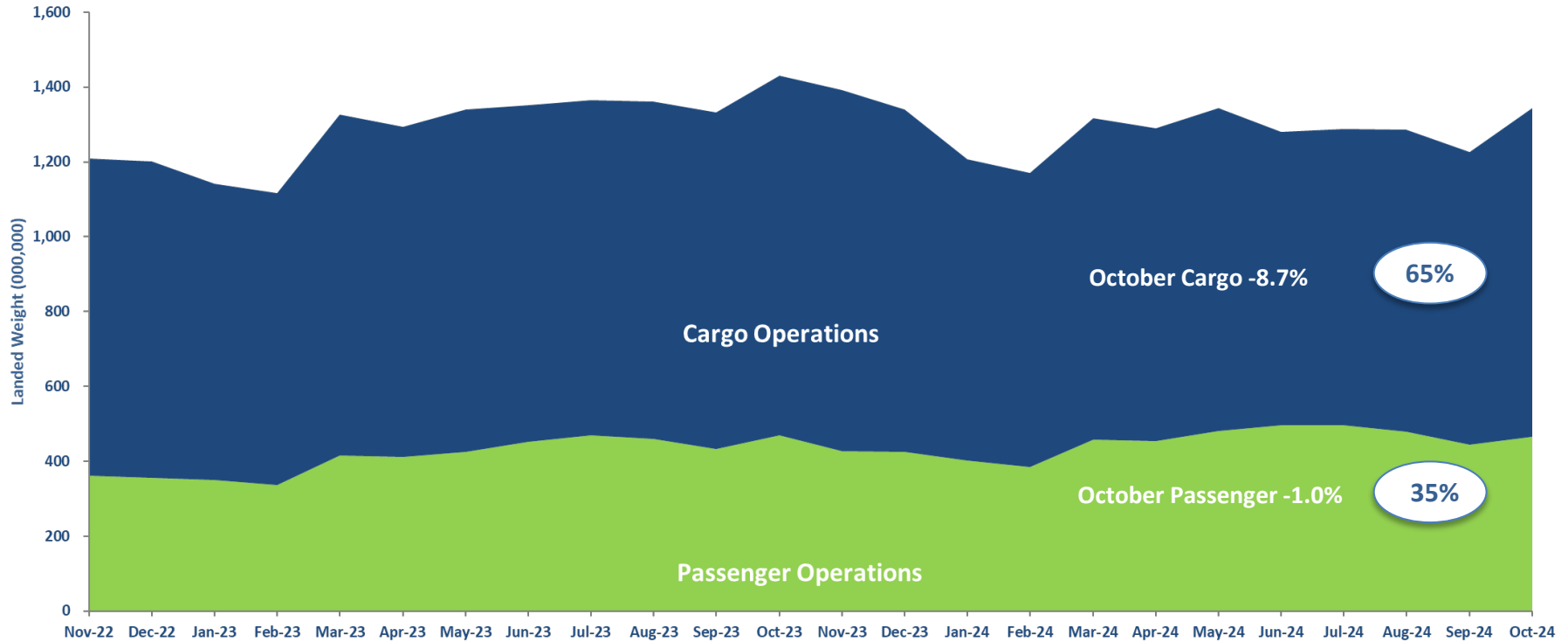


October cargo volume 163,310 tons, -10.8 percent YOY; YTD through October 2024, -10 percent

Monthly Landed Weight Trend



Landed weight (1,000 lbs) by Operation Type November 2022 – October 2024



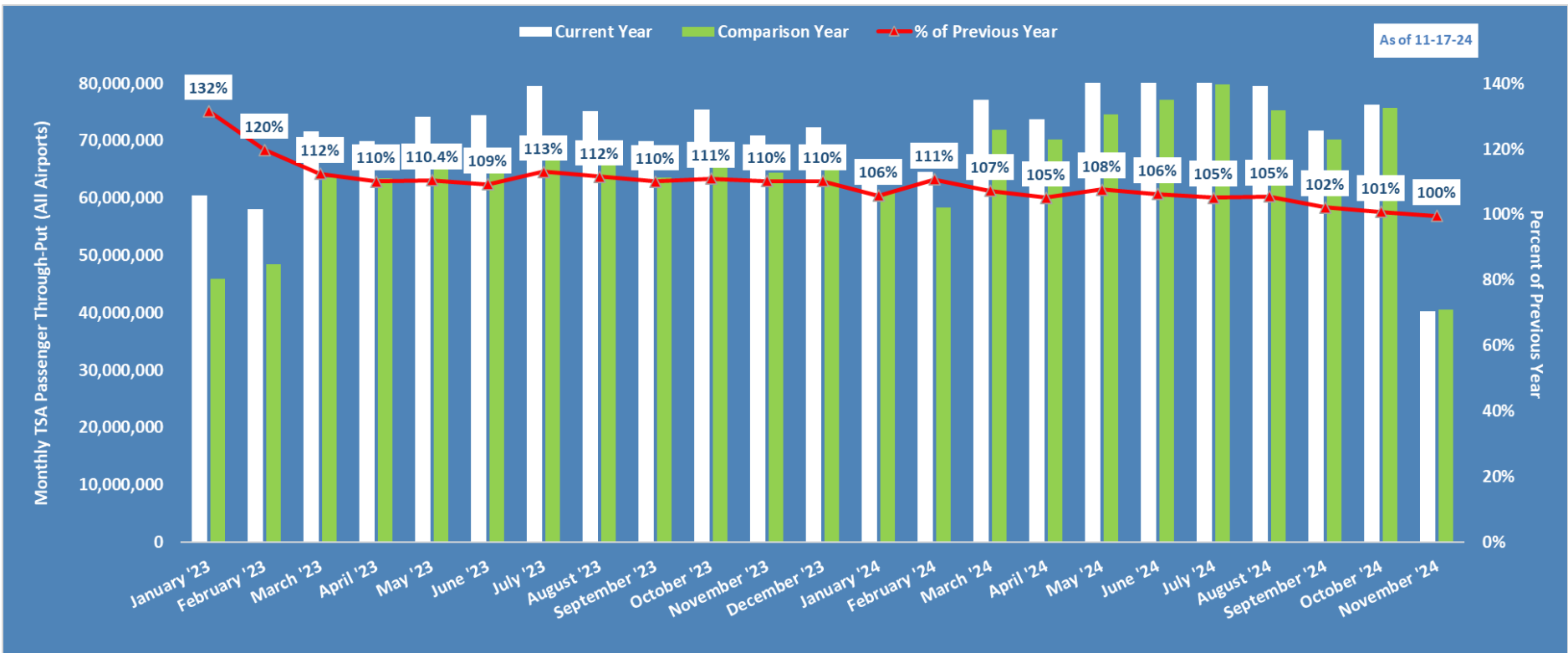
October 2024 overall landed weight decreased 6.2 percent; YTD down 2.4 percent compared to 2023

*Comparisons are made to 2023 figures

Source: CVG Airport Statistics: Landed Weight Data

Industry Updates

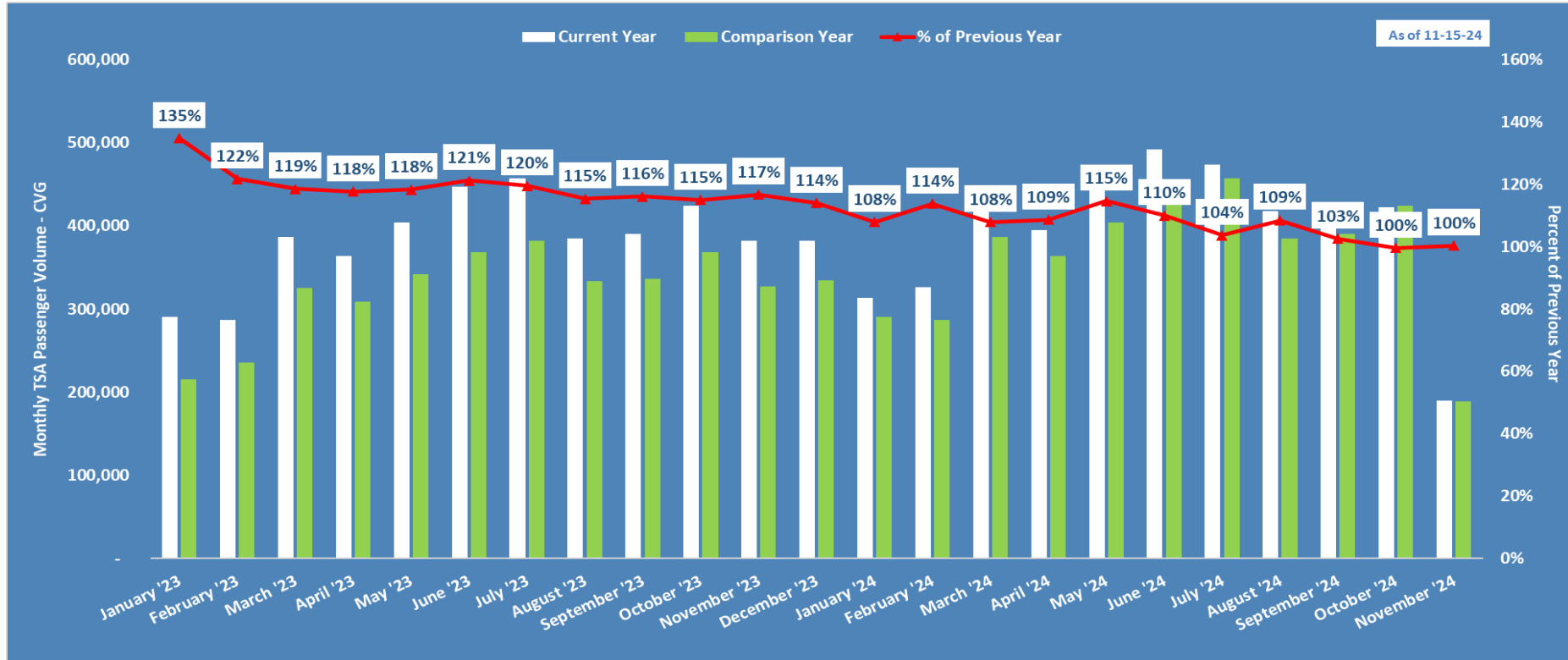
U.S. System – TSA Security YOY Passenger Throughput Trend



October National TSA Throughput was 101% of 2023 Levels, November 2024 trends continue to be positive @ 100%

Source: TSA checkpoint travel numbers (tsa.gov) as of November 17, 2024 (Comparison YOY)

CVG – TSA Security YOY Passenger Throughput Trend



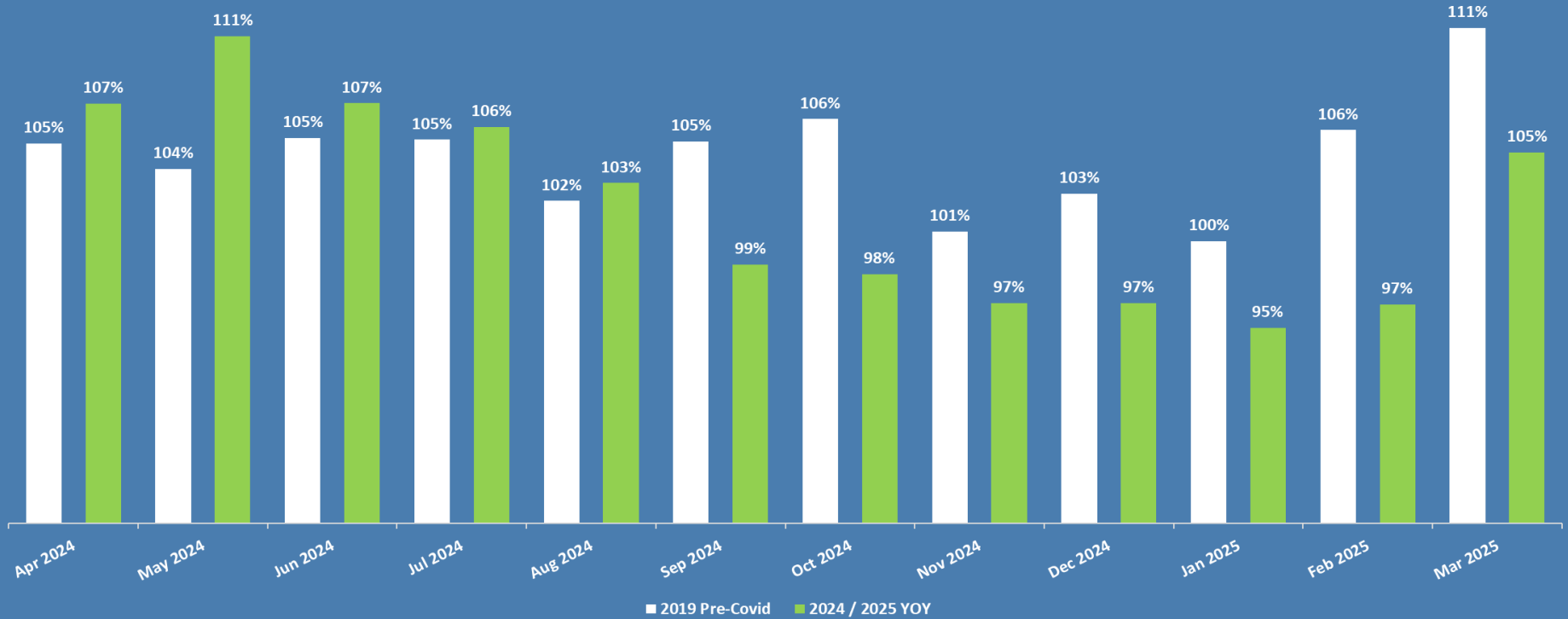
CVG TSA passenger throughput trends showing consistent Year Over Year growth through 2024

Source: TSA checkpoint travel numbers (tsa.gov) as of November 15, 2024 (Comparison YOY)

CVG COVID Seat Capacity Recovery



CVG Domestic Seat Capacity Recovery Trend 2024/2025 YOY & compared to 2019 (Pre-Covid)



CVG Domestic Seat Capacity Trends Continue to grow compared to Pre-Covid 2019 Levels

Source: Diio/Cirium: Monthly Schedule Report - CVG Total Domestic Seat Volume (April 2024– March 2025) compared to 2019 (Pre-Covid) & YOY as of November 18, 2024



CVG




55+ nonstop flights

Air Service Updates



Allegiant

- CVG to Melbourne – Launched November 15, 2024
- Airbus A319/A320 (156/186 Seats)
- 2x Weekly (Monday & Friday)
 - 3:55pm Departure / 1:20pm Arrival



Frontier

- CVG to Sarasota – Launching November 23, 2024
- Airbus A320neo (186 Seats)
- 1x Weekly (Saturdays)
 - 5:47pm Departure / 11:03pm Arrival



Air Canada

- CVG to Montreal – Launching May 22, 2025
- CRJ-900 Aircraft (76 Seats) – 12 Business, 64 Economy
- Daily Summer Seasonal
 - 1:15pm Departure / 8:30pm Arrival



CVG

Embrace What's Next

