

AIR SERVICE REPORT

CVG Airport Authority

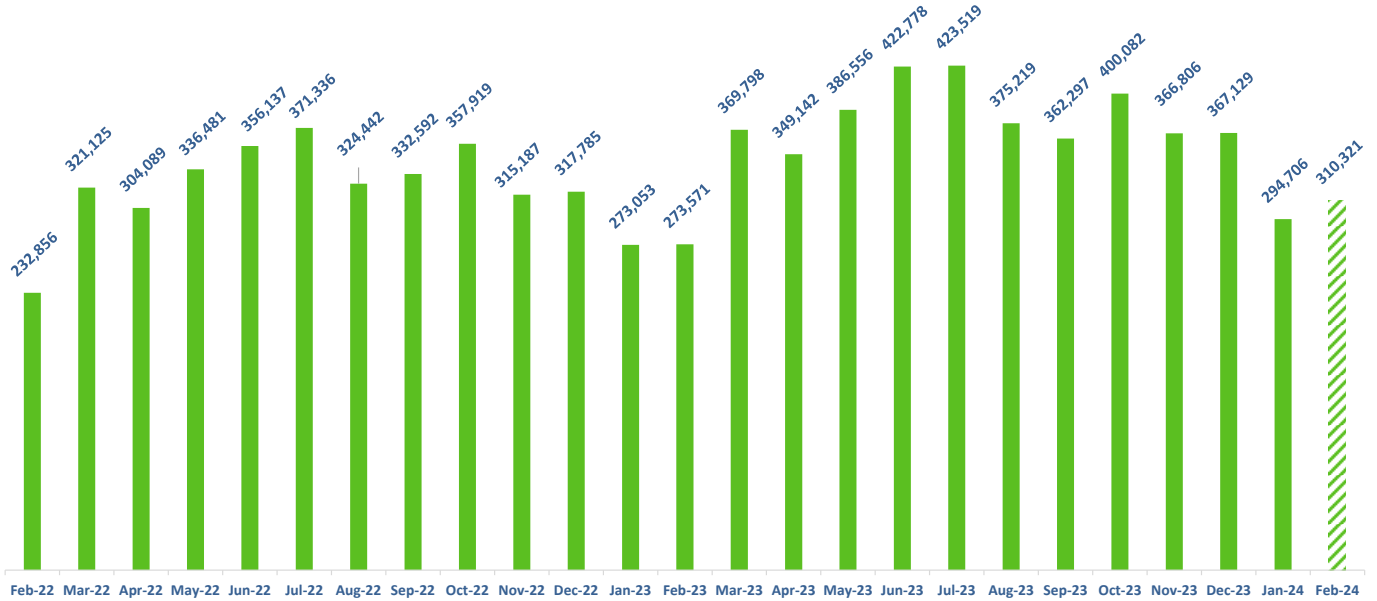
FEBRUARY 19, 2024

Cincinnati/Northern Kentucky International Airport

Air Service Report

February 2024

Passenger Enplanements – Estimated



Comments:

- Enplanements in February 2024 are an estimated 310,321, an increase of 13.4 percent over February 2023.
- Year to date, enplanements are an estimated 605,027, an increase of 10.7 percent compared to 2023.

Passenger Carrier Enplanements - Pending

Feb-24	Enplaned Passengers			
	Monthly	% '24 vs '23	YTD	% '24 vs '23
Air Canada				
American				
Delta				
United				
Alaska				
Allegiant				
British Airways				
Frontier				
Southwest				
Sun Country				
Breeze Airways				
Other Scheduled Flights				
Non-Scheduled Flights				
Total				

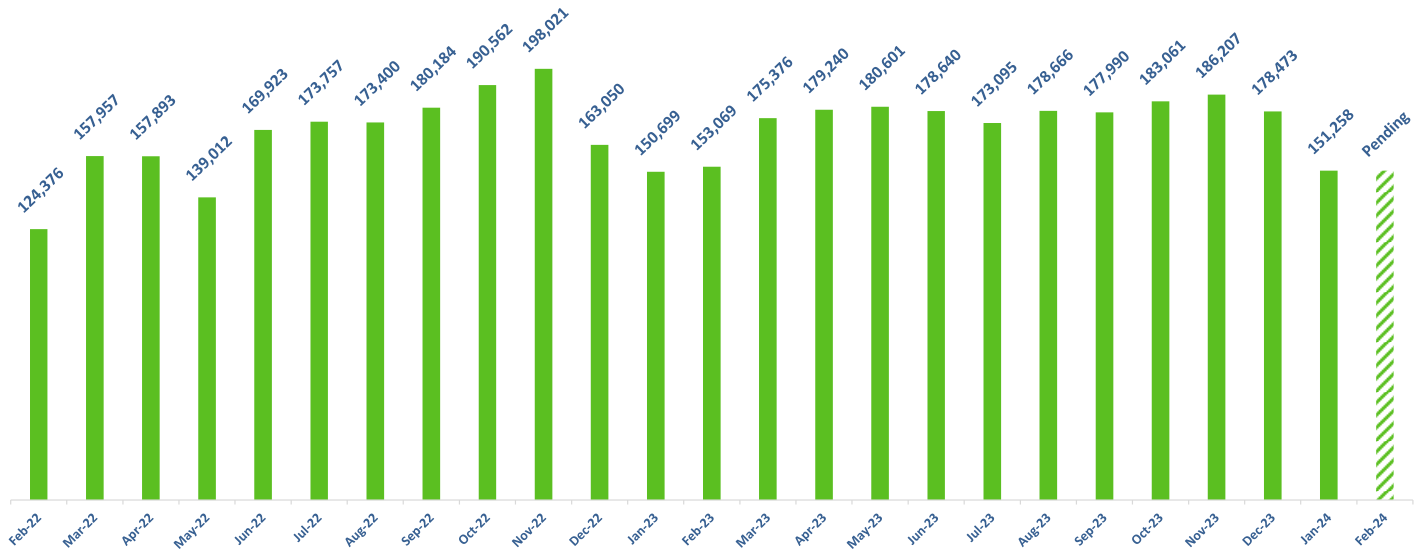
Report published prior to airline reporting deadline

Comments:

- Scheduled daily departures ranged in number from a low of 102 on Saturdays to a high of 123 on Thursdays. On average, CVG had 116 scheduled daily departures in February.
- Nonstop Cities – In February airlines offered nonstop scheduled service to 43 domestic destinations and 4 international destinations.

Cincinnati/Northern Kentucky International Airport Air Service Report February 2024

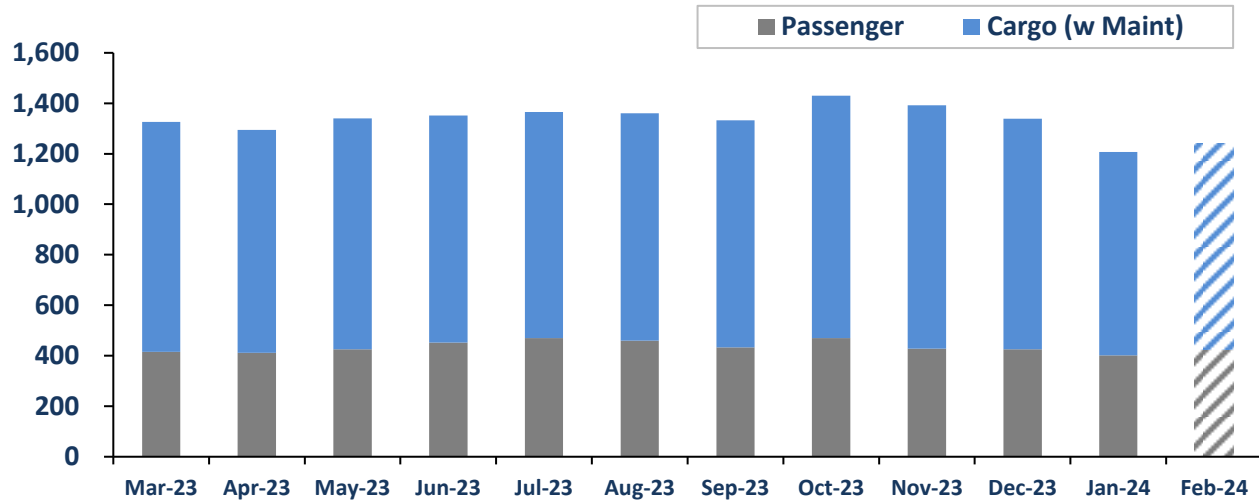
Cargo Volume - Pending



Comments:

- February Cargo Statistic are pending

Landed Weight - Estimated



Comments:

- Landed weight from passenger operations in the month of February 2024 increased an estimated 26.0 percent to 423.0 million pounds compared to 335.1 million pounds in January 2023.
- Landed weight from cargo operations in the month of February 2024 increased and estimated 4.8 percent to 819.2 million pounds compared to 781.5 million pounds in January 2023.
- Total landed weight in February increased and estimated 11.2 percent compared to February 2023. YTD, total landed weight increased an estimated 8.5 percent.