

AIR SERVICE REPORT

CVG Airport Authority

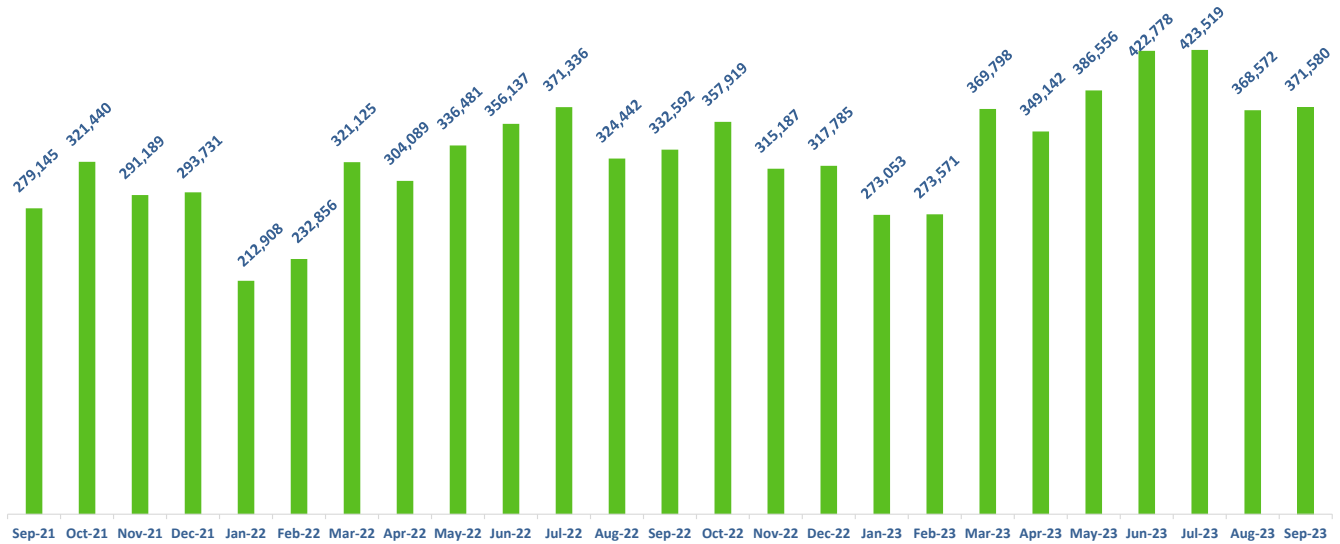
OCTOBER 16, 2023

Cincinnati/Northern Kentucky International Airport

Air Service Report

September 2023

Passenger Enplanements - Estimated



Comments:

- Total estimated enplanements in September 2023 were 371,580, an 11.7 percent increase over September 2022.
- Year to date, total enplanements are an estimated 3,238,579, an increase of 15.9 percent compared to 2022.

Passenger Carrier Enplanements - Estimated

September 2023	Enplaned Passengers			
	Monthly	% '23 vs '22	YTD	% '23 vs '22
Air Canada	2,600	112.9%	17,421	123.8%
American	70,787	13.9%	613,195	17.6%
Delta	137,298	13.8%	1,154,420	16.5%
United	43,282	19.2%	334,171	21.8%
Alaska	4,715	-0.7%	37,734	2.8%
Allegiant	31,300	-13.0%	407,624	-0.5%
British Airways	3,533	100.0%	14,403	100.0%
Frontier	48,004	13.9%	399,520	17.0%
Southwest	25,750	5.8%	206,957	11.6%
Sun Country	1,665	43.0%	12,288	21.6%
Breeze	2,068	100.0%	24,664	100.0%
Other Scheduled Flights	578	-9.7%	8,624	-1.7%
Non-Scheduled Flights	0	-100.0%	7,558	-3.9%
Total	371,580	11.7%	3,238,579	15.9%

Comments:

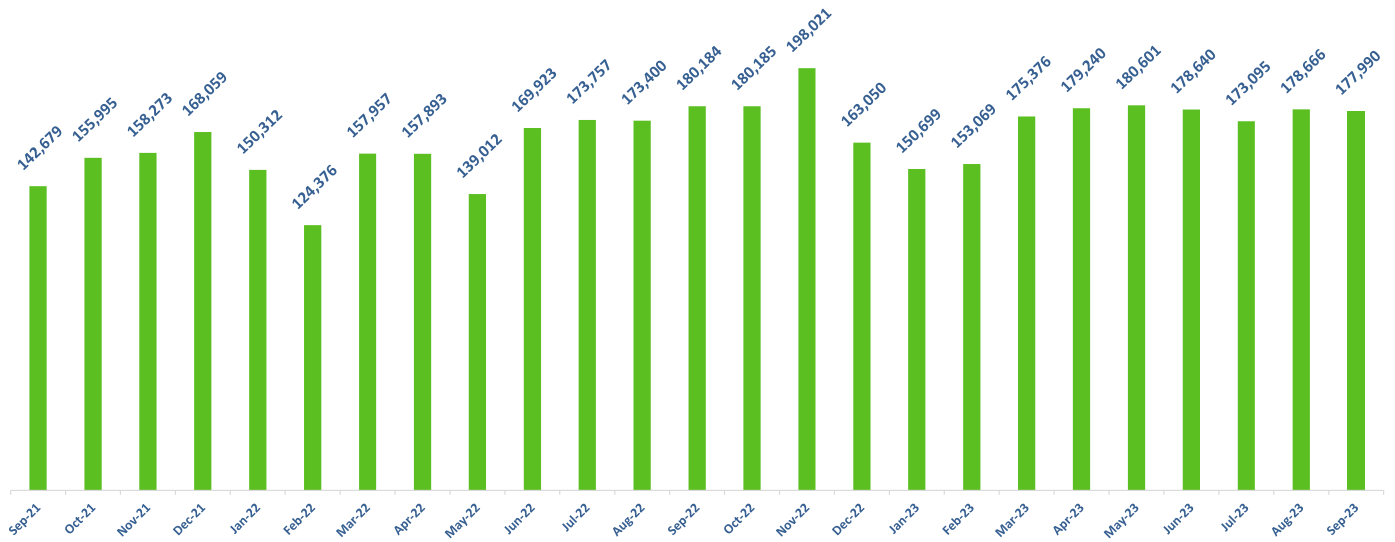
- Scheduled daily departures ranged in number from a low of 104 on Saturdays to a high of 140 on Thursdays. On average, CVG had 124 scheduled daily departures in September.
- Nonstop Cities – In September airlines offered nonstop scheduled service to 45 domestic destinations and 5 international destinations.

Cincinnati/Northern Kentucky International Airport

Air Service Report

September 2023

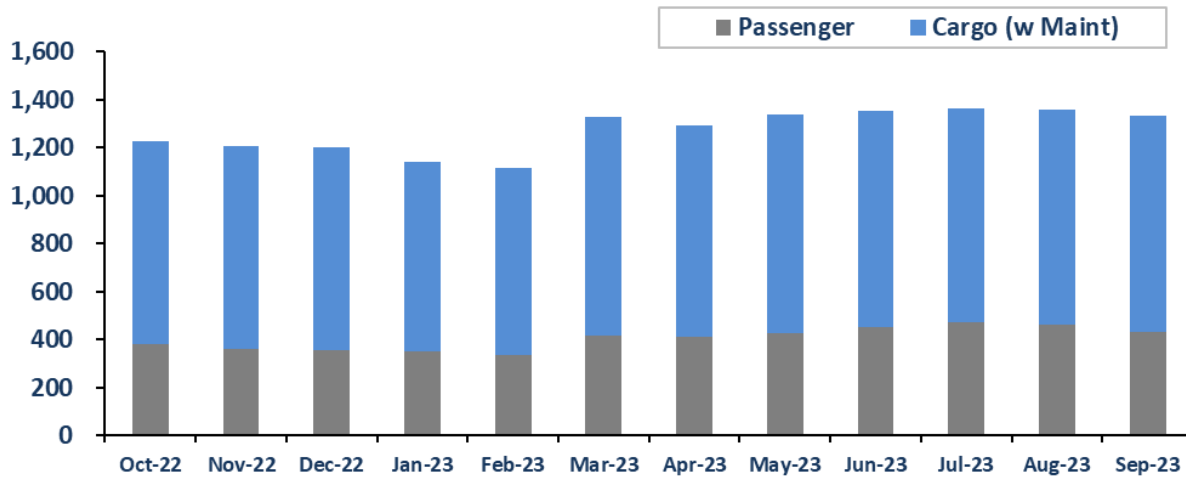
Cargo Volume



Comments:

- Total cargo in the month of September 2023 was 177,990 tons, a decrease of 1.2 percent compared to September 2022 tonnage of 180,184.
- Year to date, cargo tonnage is 1,547,376, an increase of 8.4 percent compared to 2022.

Landed Weight



Comments:

- Landed weight from passenger operations in the month of September 2023 increased 18.8 percent to 432,587.8 million pounds compared to 364,129.9 million pounds in September 2022.
- Landed weight from cargo operations in the month of September 2023 increased 8.8 percent to 899.4 million pounds compared to 826.7 million pounds in September 2022.
- Total landed weight in September increased 11.8 percent compared to September 2022. Year to date, total landed weight is up 17.9 percent compared to 2022.