

AIR SERVICE REPORT

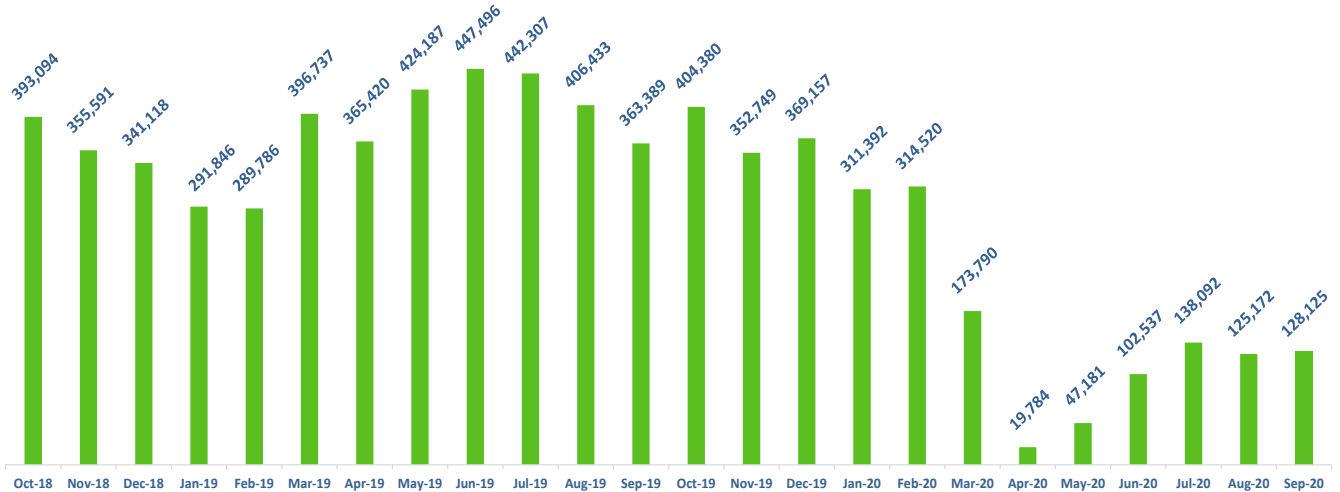
Kenton County Airport Board

OCTOBER 19, 2020



Cincinnati/Northern Kentucky International Airport Air Service Report September 2020

Passenger Enplanements



Comments:

- Total enplanements for September 2020 were 128,125, a decrease of 64.7 percent year-over-year compared to the enplanements in September 2019 of 363,389.
- Year to date total enplanements are down 60.3 percent compared to 2019.

Passenger Carrier Enplanements

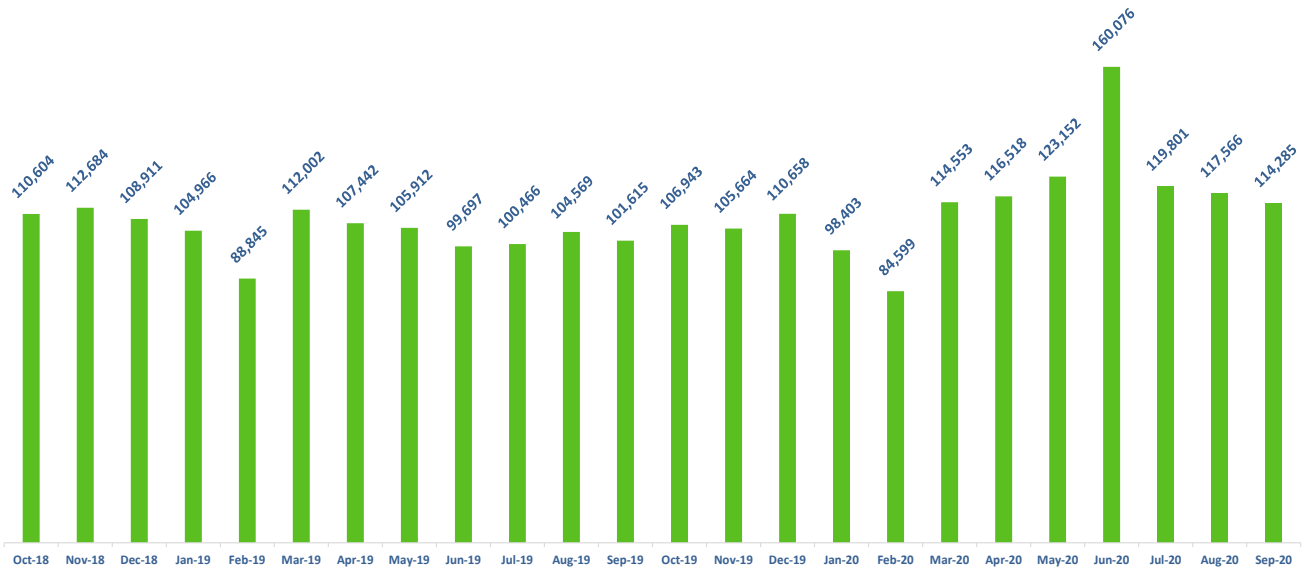
September 2020	Enplaned Passengers			
	Monthly	% '20 vs '19	YTD	% '20 vs '19
Air Canada	-	-100.0%	5,090	-79.6%
American	22,132	-60.4%	238,044	-49.9%
Delta	38,966	-76.8%	499,149	-68.0%
United	15,947	-61.2%	117,815	-68.6%
Allegiant	20,768	-30.7%	239,463	-41.5%
Frontier	21,929	-44.4%	164,045	-51.9%
Southwest	8,383	-66.9%	94,126	-58.7%
Other Scheduled Flights	0	-100.0%	1,259	-82.1%
Non-Scheduled Flights	0	-100.0%	1,602	-83.2%
Total	128,125	-64.7%	1,360,593	-60.3%

Comments:

- Scheduled daily departures ranged in number from a low of 49 on Tuesdays to a high of 75 on Sundays. On average, CVG had 64 scheduled daily departures in September.
- Nonstop Cities - In September, airlines offered nonstop scheduled service to 37 domestic destinations. International destinations were suspended in September due to COVID-19.

Cincinnati/Northern Kentucky International Airport Air Service Report September 2020

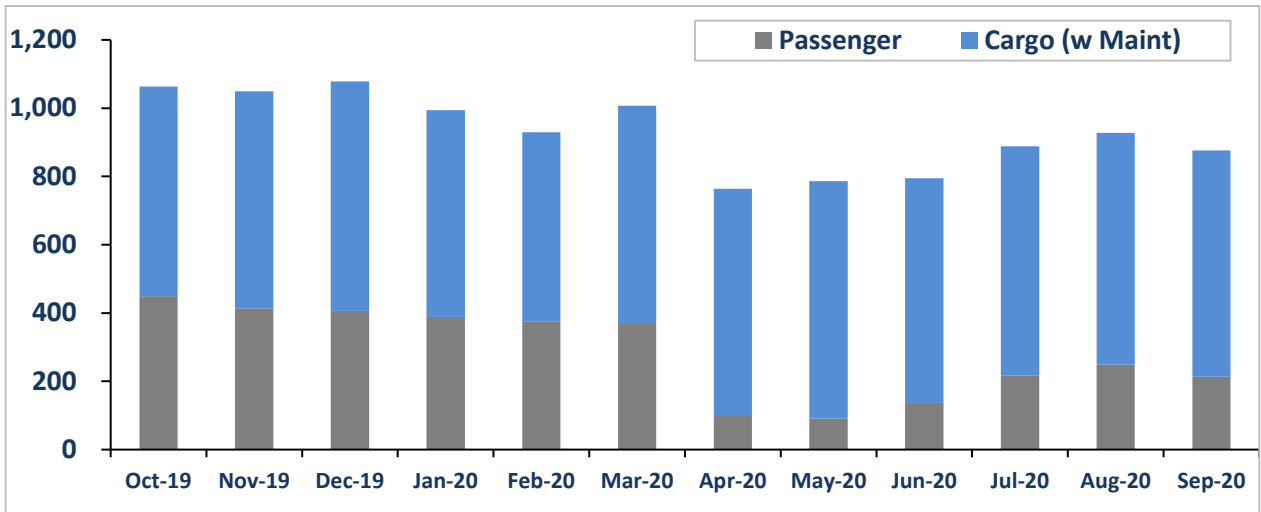
Cargo Volume



Comments:

- Total cargo in the month of September 2020 was 114,285 tons compared to September 2019 tonnage of 101,615, an increase of 12.5 percent.
- Year to date cargo tonnage is up 13.3 percent compared to 2019.

Landed Weight



Comments:

- Landed weight from passenger operations in the month of September 2020 decreased 48.8 percent to 213.1 million pounds compared to 416.2 million pounds in September 2019.
- Landed weight from cargo operations in the month of September 2020 increased 19.7 percent to 663.3 million pounds compared to 554.3 million pounds in September 2019.