



Embrace What's Next



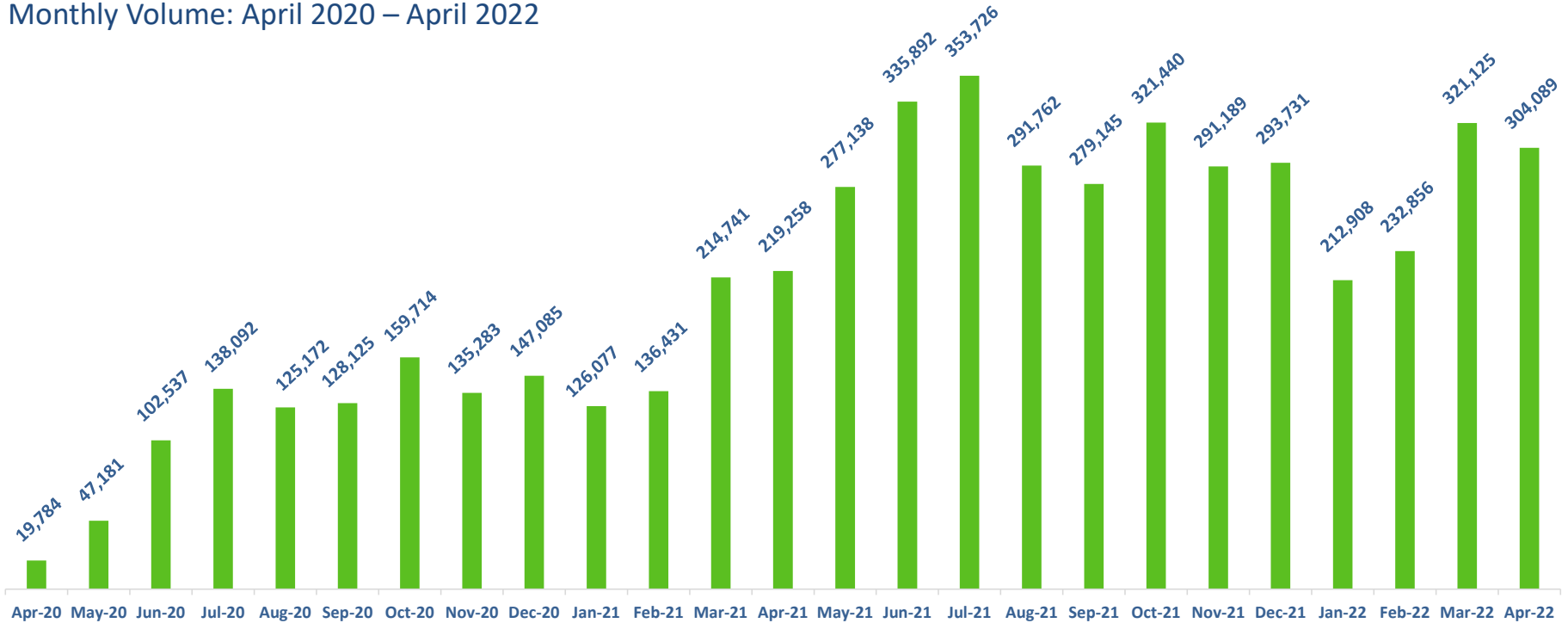
**CVG Airport Board
Air Service Update**

May 16, 2022

Monthly Enplaned Passenger Trend



Monthly Volume: April 2020 – April 2022



April 2022 enplanements down 16.8 percent to 304,089; YTD down 20.3 percent*

*Comparisons are made to 2019 figures

Source: CVG Airport Statistics: Passenger Enplanement Data

Enplaned Passenger Detail by Carrier (Compared to 2019)



April 2022	Enplaned Passengers			
	Monthly	% '22 vs '19	YTD	% '22 vs '19
Air Canada	-	-100.0%	-	-100.0%
American	62,404	22.5%	211,804	11.5%
Delta	111,878	-36.0%	397,102	-37.3%
United	30,616	-24.0%	98,434	-31.7%
Alaska	5,156	100.0%	13,302	100.0%
Allegiant	44,732	-1.1%	149,621	-6.3%
Frontier	33,258	29.7%	122,289	12.5%
Southwest	14,283	-41.3%	72,157	-21.5%
Other Scheduled Flights	703	22.9%	3,021	53.2%
Non-Scheduled Flights	1,059	-17.0%	3,248	-21.7%
Total	304,089	-16.8%	1,070,978	-20.3%

*Sun Country Airlines included in Other Schedule Flights

*Comparisons are made to 2019 figures

Source: CVG Airport Statistics: Passenger Enplanement Data

Monthly Cargo Tonnage Trend



Monthly Volume: April 2020 – April 2022



April cargo volume 157,893 tons, +10.3 percent Year-Over-Year; YTD +11.6 percent*

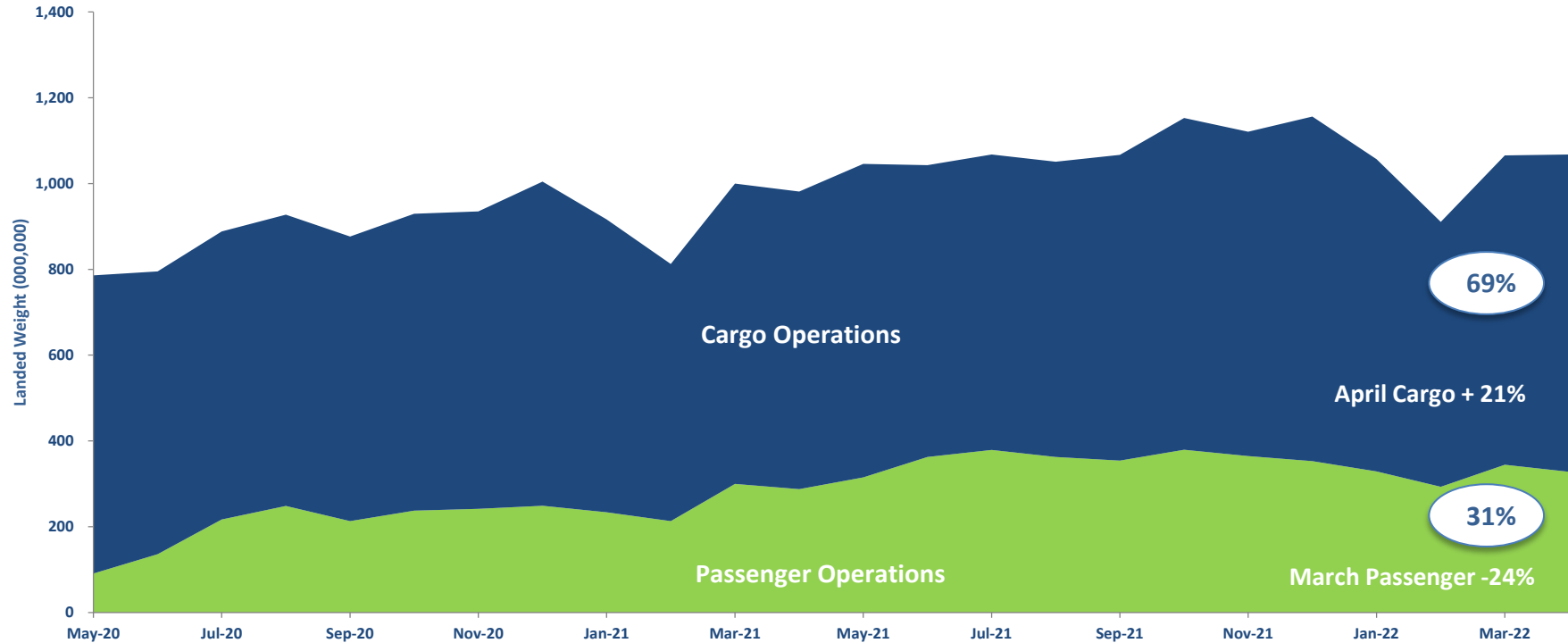
Source: CVG Airport Statistics: Cargo Data

*Note: Comparisons are based on 2021 figures

Monthly Landed Weight Trend



Landed weight (1,000 lbs) by Operation Type May 2020 – April 2022



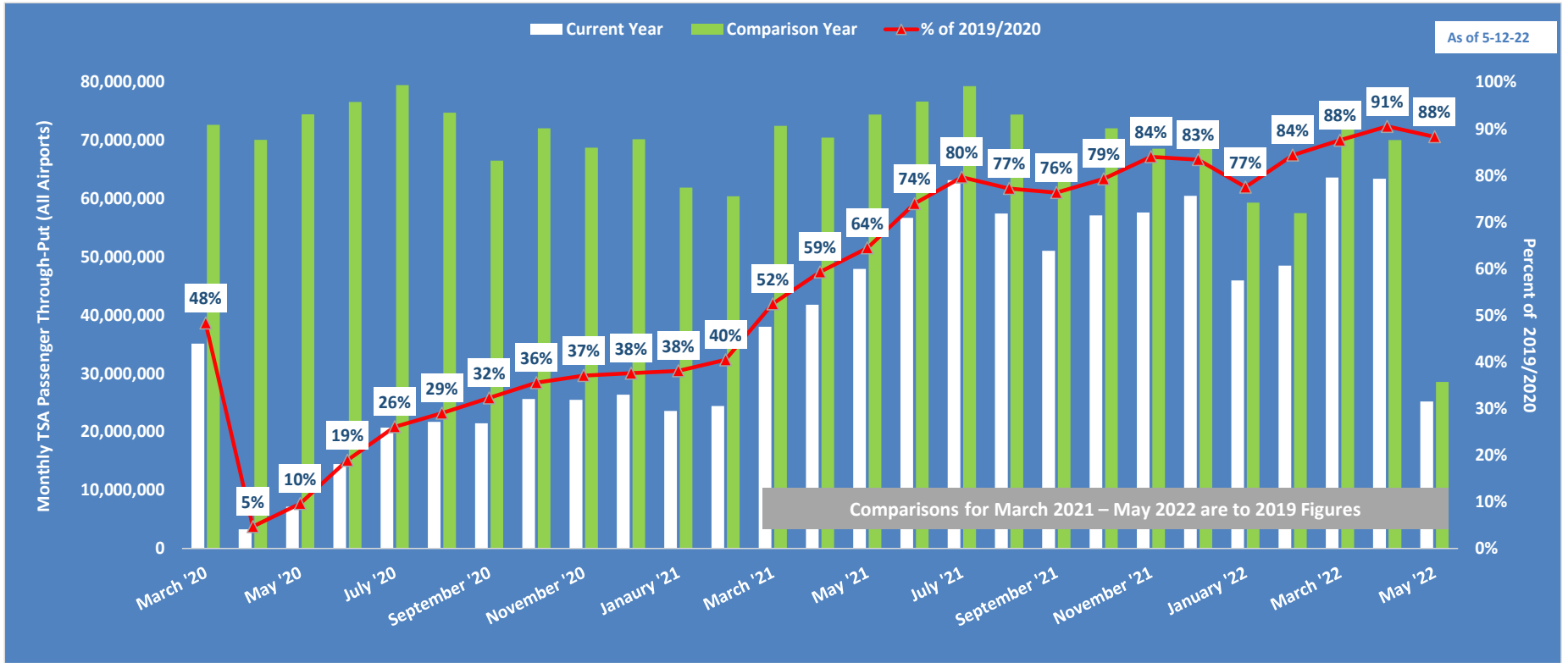
April 2022 overall landed weight increased 2.1 percent; YTD up 2.6 percent compared to 2019

*Comparisons are made to 2019 figures

Source: CVG Airport Statistics: Landed Weight Data

Industry Updates

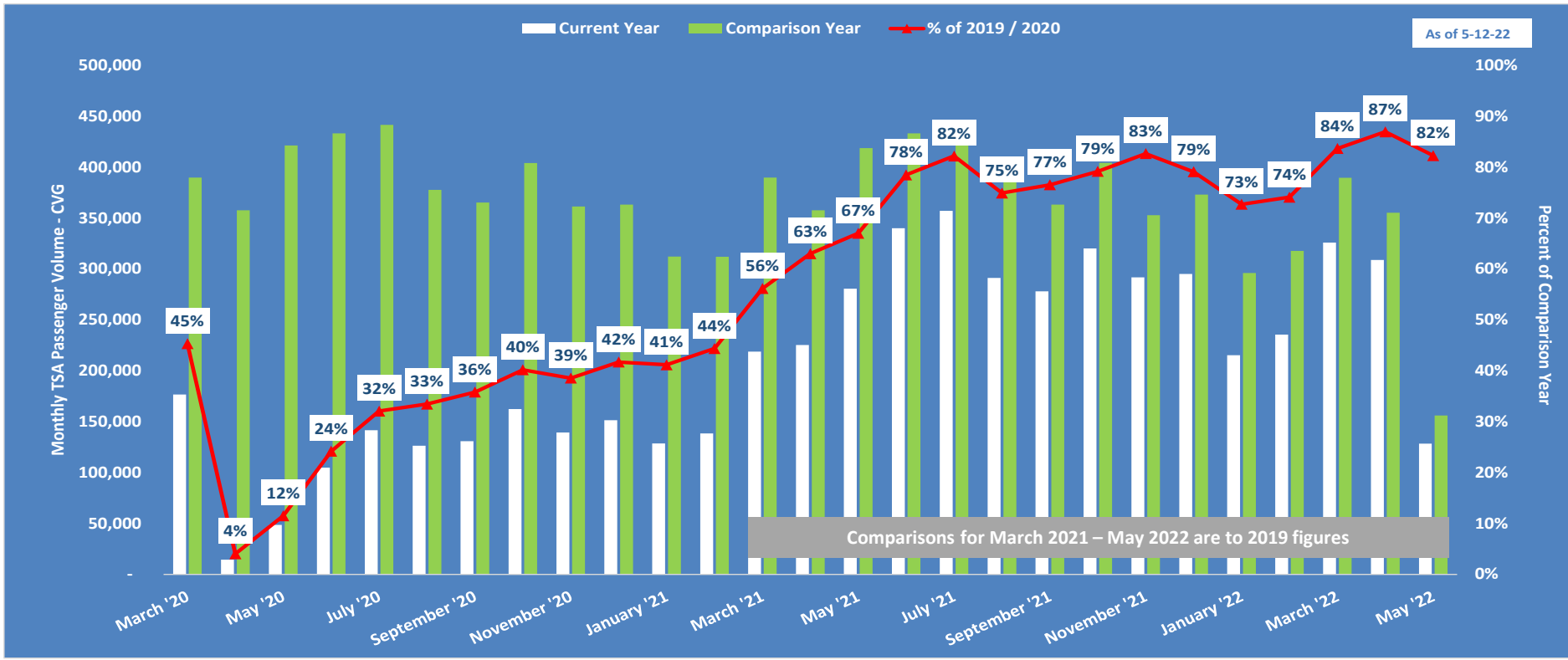
U.S. System – TSA Security Passenger Throughput Trend



April 2022 National TSA Throughput hit a Pandemic High of 91%

Source: TSA.gov/Coronavirus/Passenger-Throughput as of May 12, 2022 (Percentage comparison to 2019 starting with March 2021)

CVG – TSA Security Passenger Throughput Trend



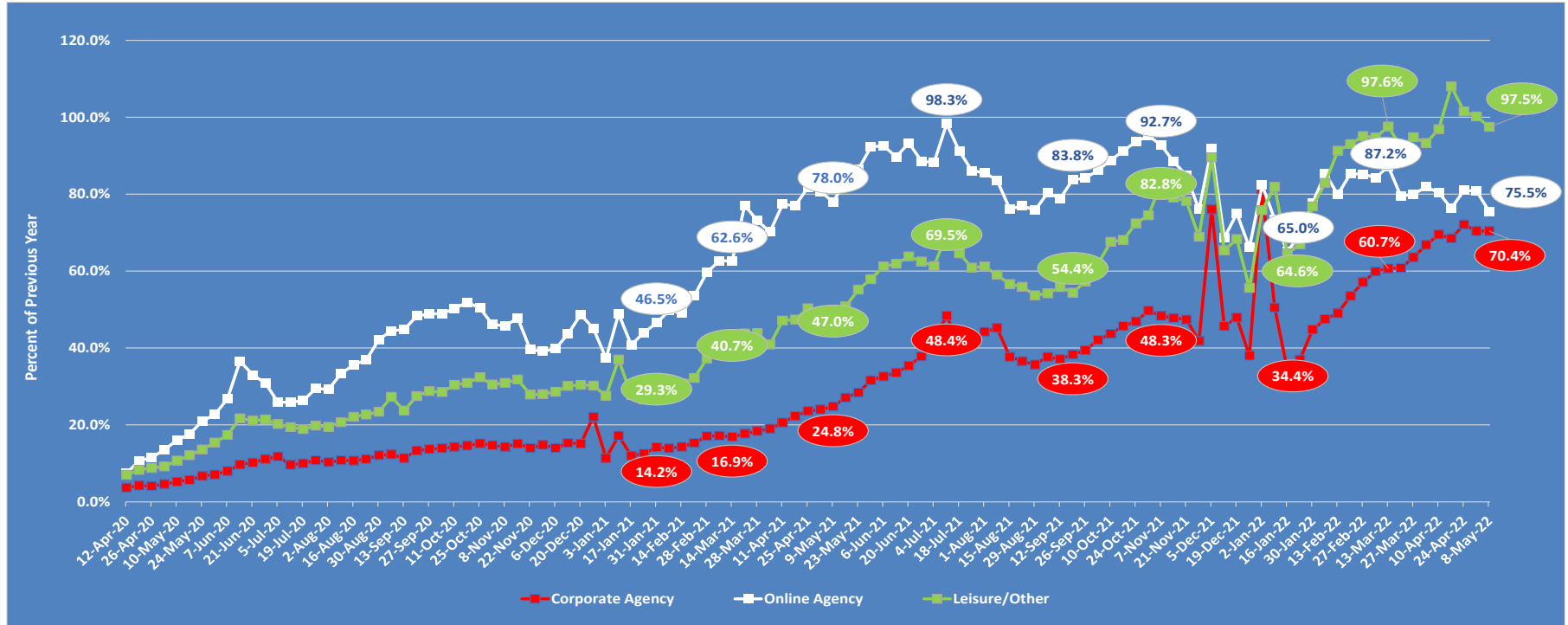
CVG TSA passenger throughput trends continue to follow the national trends

Source: TSA.gov/Coronavirus/Passenger-Throughput as of May 12, 2022 (Percentage comparison to 2019 starting with March 2021)

Industry Airline Ticket Sales Activity By Distribution Channel



Year over Year Ticket Volume Performance (7 Day Rolling Average)



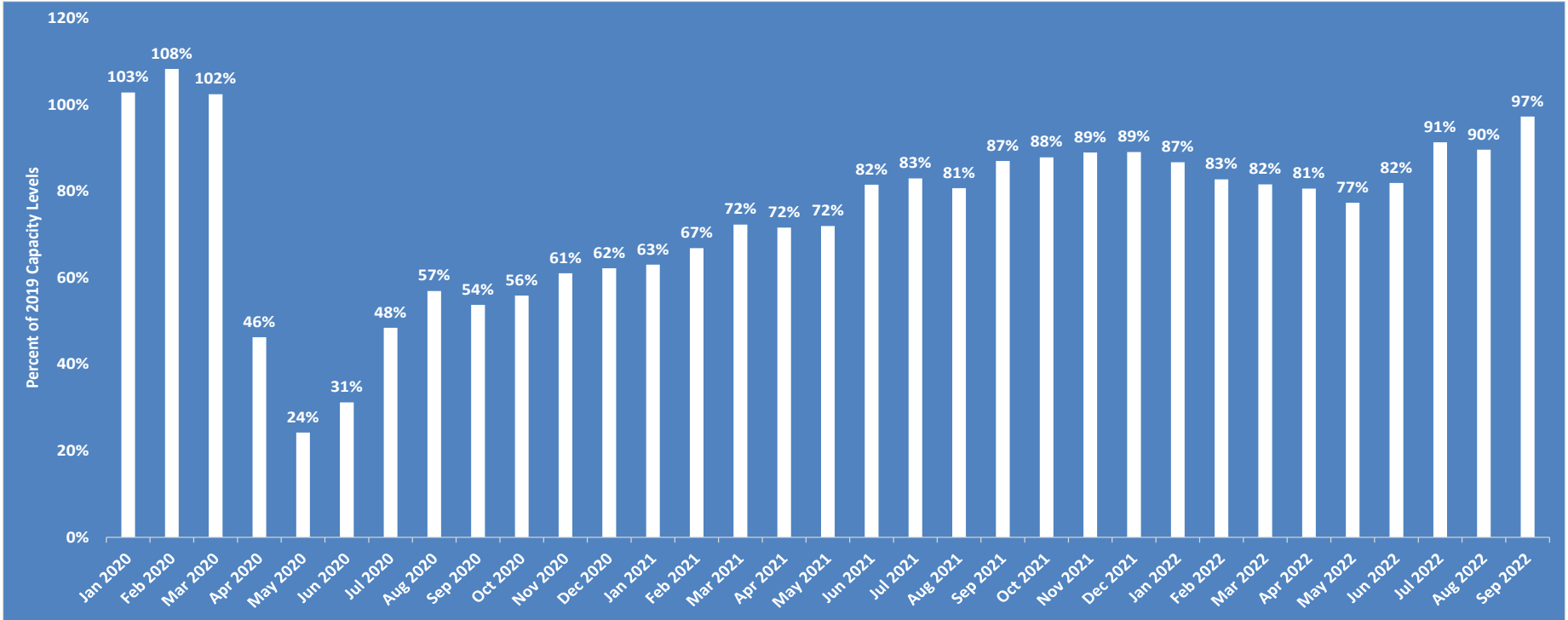
Continued Improvement in all Distribution Channels – Corporate Travel at 70% of 2019 Levels

Source: Airline Reporting Corporation: Results are based on weekly sales data ending May 8, 2022, from 11,724 U.S. retail, online and corporate travel agency locations. Results do not include sales of tickets purchased directly from airlines and are not net of refunds or exchanges.

CVG COVID Seat Capacity Recovery



CVG Seat Capacity Recovery Trend 2020 – 2022 compared to 2019

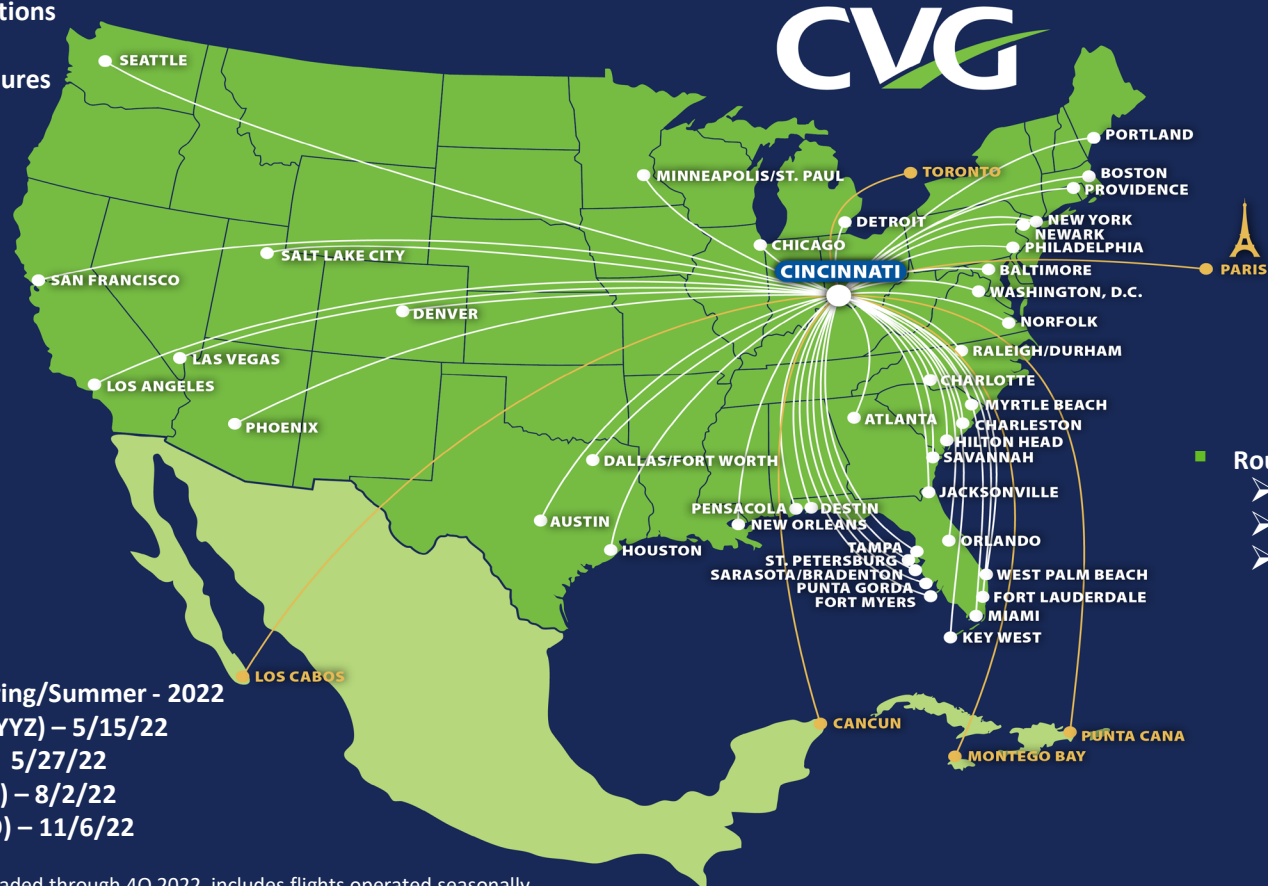


CVG Seat Capacity Trending towards 90 Percent of 2019 Levels as of 2Q 2022

Air Service Overview – Summer 2022



- 50+ Non-Stop Destinations
- 130+ Peak Day Departures
- 12 Passenger Airlines



- Routes Currently Suspended
 - Hartford (BDL)
 - Kansas City (MCI)
 - St. Louis (STL)

- Routes Returning Spring/Summer - 2022
 - ✓ Toronto, Canada (YYZ) – 5/15/22
 - ✓ Raleigh/Durham – 5/27/22
 - ✓ Paris, France (CDG) – 8/2/22
 - ✓ San Francisco (SFO) – 11/6/22

3/2021 * Based on schedules loaded through 4Q 2022, includes flights operated seasonally.

Delta Air Lines

- CVG – Seattle #2 starting July 11th and operating through September 5th (Seasonal)
- CVG – Paris restart on target for August 2nd, 2022
- CVG – Chicago (ORD) 11/6
- CVG – Dallas (DFW) 11/6
- CVG – San Francisco (SFO) 11/7

Sun Country Airlines

- Seasonal CVG – Minneapolis Service returns summer 2022 (June 2)
- Increasing frequencies from 2x a week to 4x a week

Air Canada

- CVG - Toronto (YYZ) targeted for return May 15, 2022 (2x daily)

Frontier Airlines

- CVG – Raleigh/Durham restarts May 26th, operating 3x weekly TUE, THU, SUN
- CVG – Philadelphia restarts May 27th, operating 4x weekly MON,WED, FRI, SAT

Allegiant Air

- CVG – Myrtle Beach restarted April 1st, operating 2x a week, increasing to 6x in June
- CVG – Norfolk restarts June 3rd, operating 2x a week
- CVG – Providence restarts June 16th, operating 2x a week

CVG

Embrace What's Next

