



Embrace What's Next

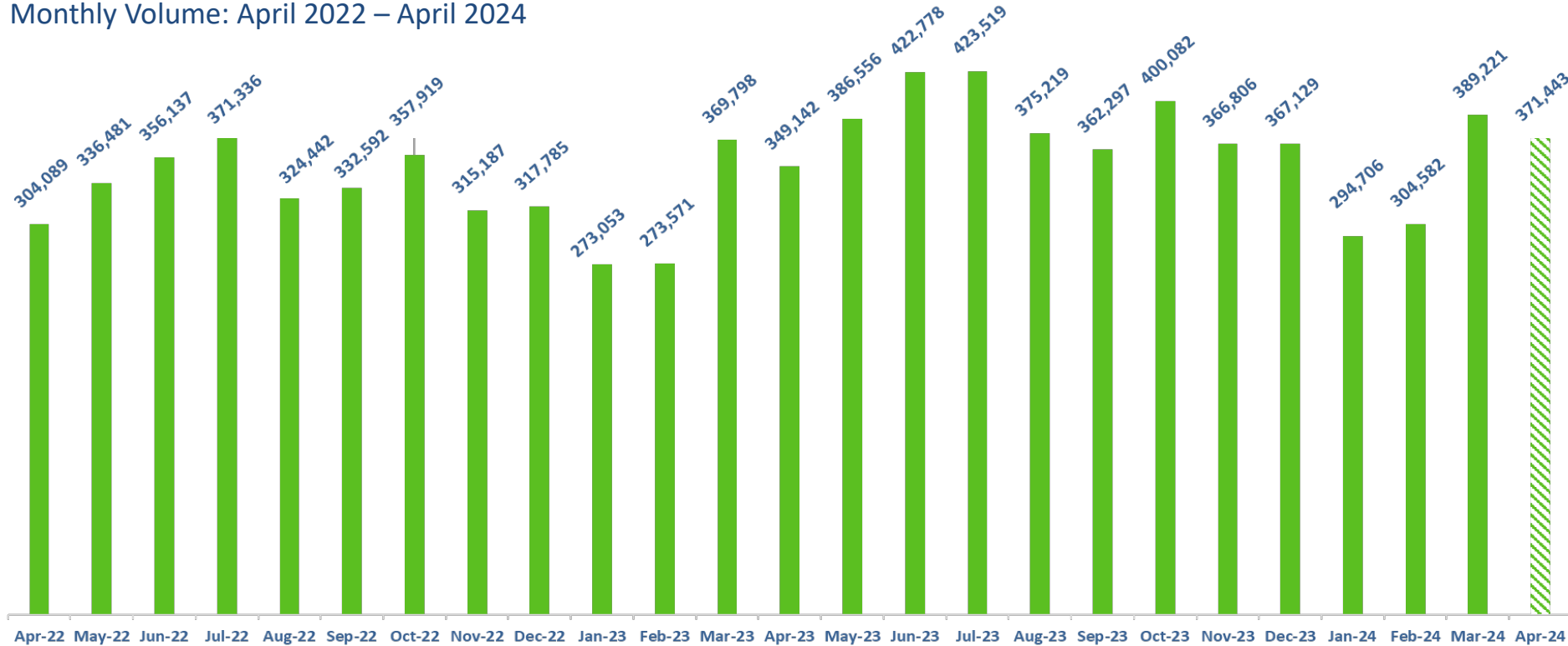


**CVG Airport Authority
Air Service Update
May 13, 2024**

Monthly Enplaned Passenger Trend



Monthly Volume: April 2022 – April 2024



April 2024 estimated enplanements increased 6.4 percent YOY; YTD +7.5 percent

Enplaned Passenger Detail by Carrier

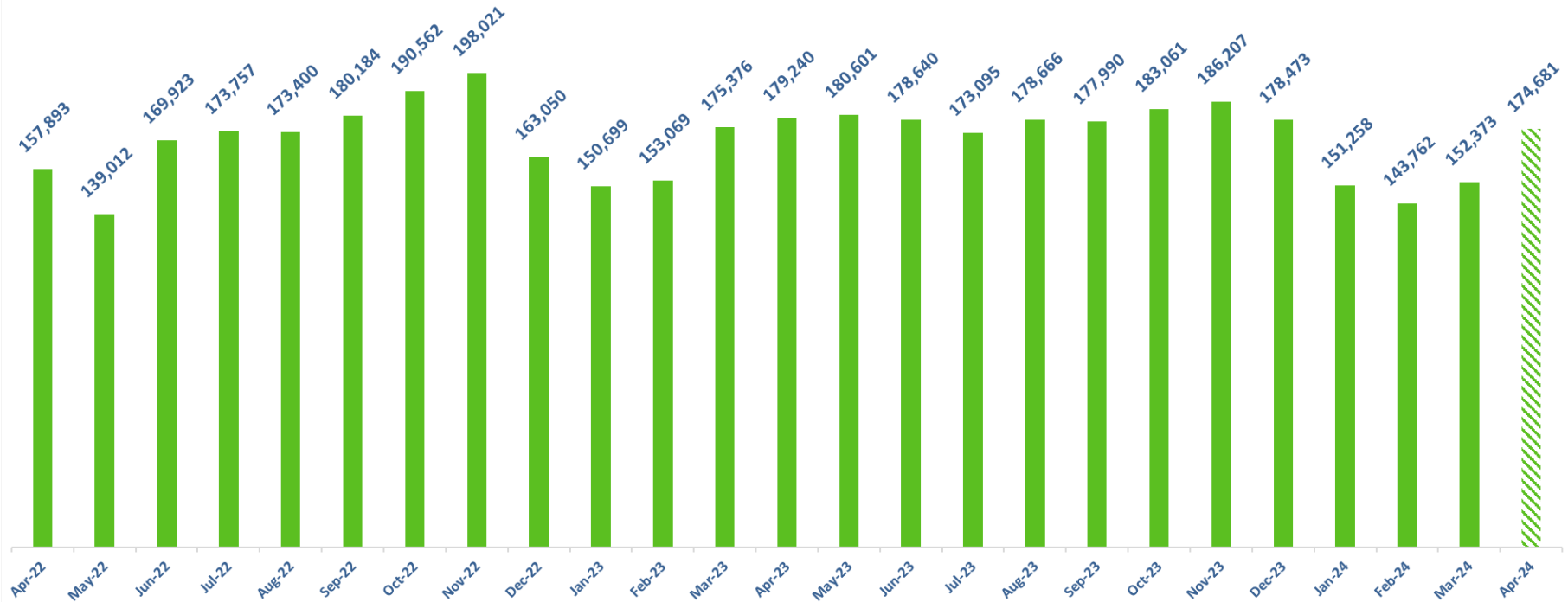


April 2024 (Estimated)	Enplaned Passengers			
	Monthly	% '24 vs '23	YTD	% '24 vs '23
Air Canada	1,583	11.3%	5,496	46.1%
American	74,826	11.6%	264,490	6.7%
Delta	125,174	1.0%	470,499	3.3%
United	34,095	-4.9%	137,431	3.8%
Alaska	3,963	-13.1%	11,436	-17.3%
Allegiant	37,178	-12.2%	138,856	-11.9%
British Airways	3,657	100.0%	10,424	100.0%
Frontier	66,065	42.2%	229,782	39.0%
Southwest	22,023	0.0%	77,832	1.0%
Sun Country	155	-48.2%	941	45.9%
Breeze	2,183	-30.0%	7,707	39.3%
Other Scheduled Flights	483	-33.6%	2,070	-23.4%
Non-Scheduled Flights	58	-95.5%	2,988	-10.7%
Total	371,443	6.4%	1,359,952	7.5%

Monthly Cargo Tonnage Trend



Monthly Volume: April 2022 – April 2024

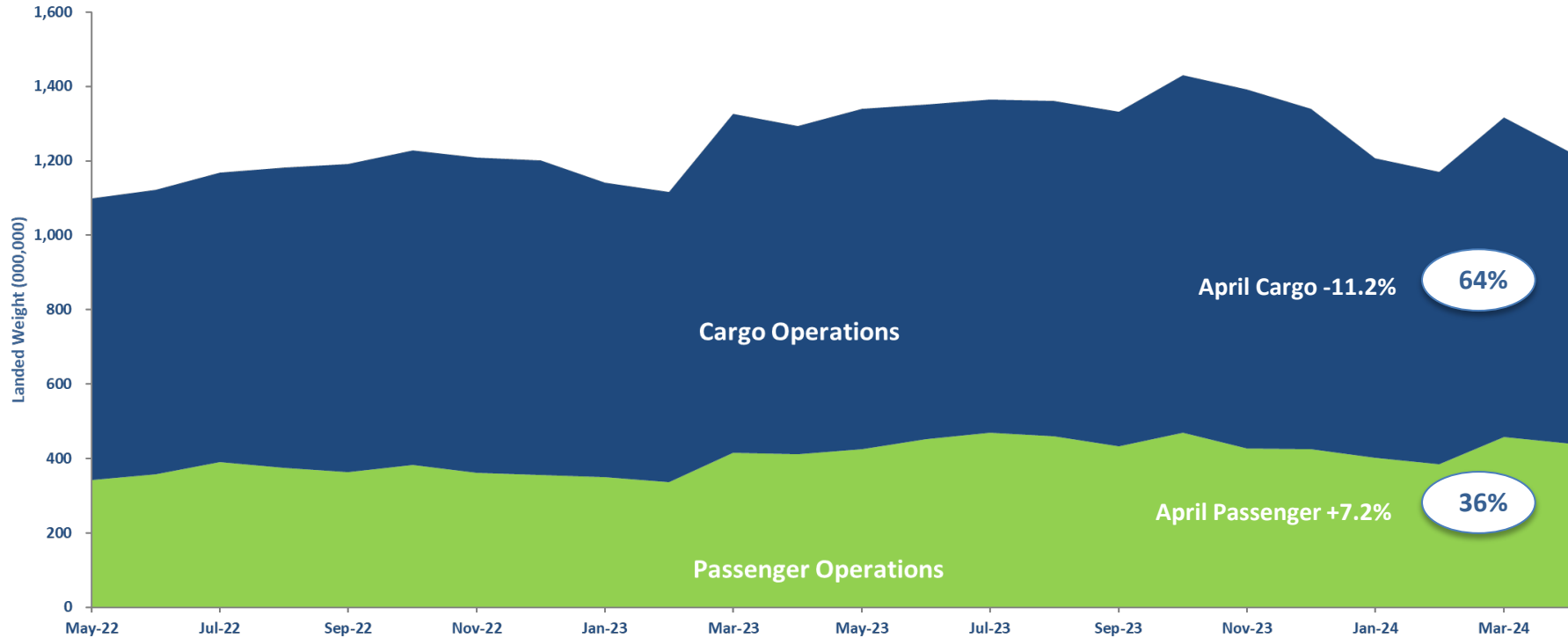


April cargo volume estimated at 174,681 tons, -2.5 percent Year-Over-Year

Monthly Landed Weight Trend



Landed weight (1,000 lbs) by Operation Type May 2022 – April 2024



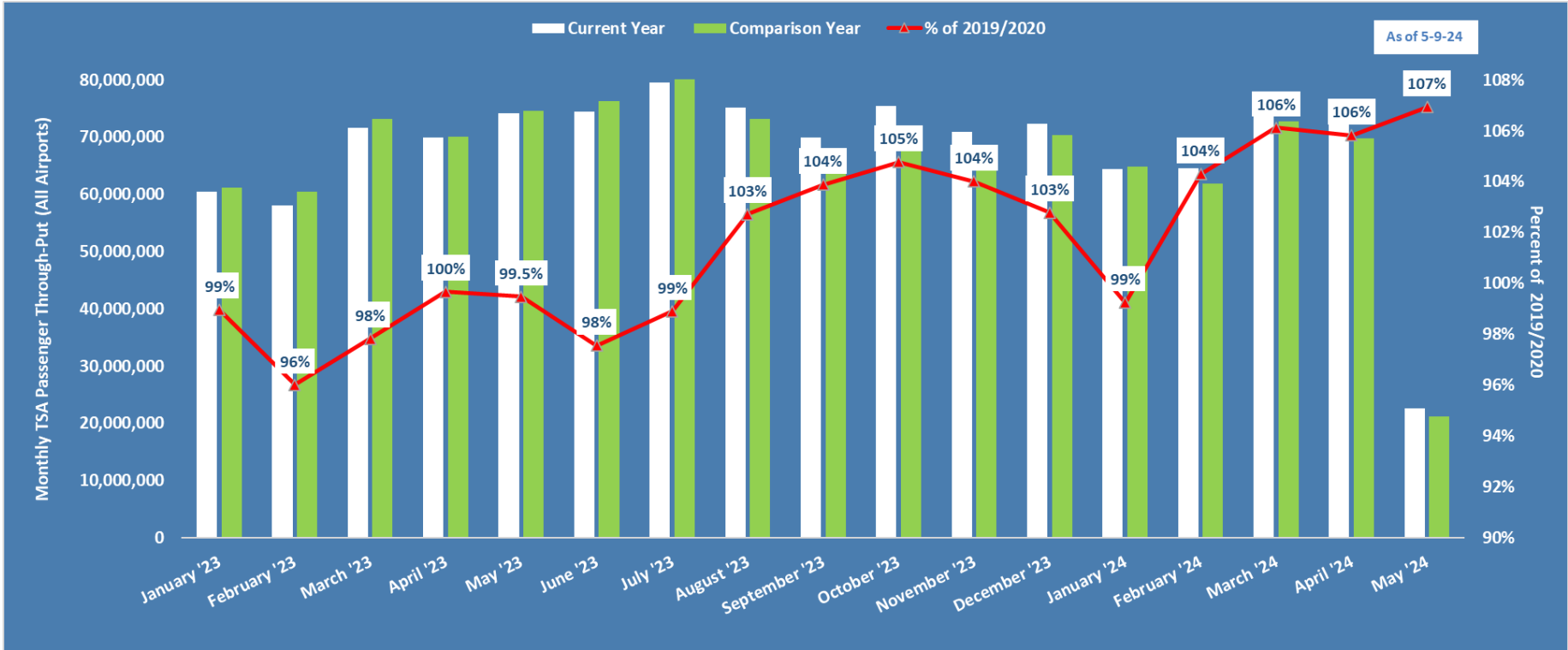
April 2024 overall estimated landed weight decreased 5.3 percent; YTD up 0.8 percent compared to 2023

*Comparisons are made to 2022 figures

Source: CVG Airport Statistics: Landed Weight Data

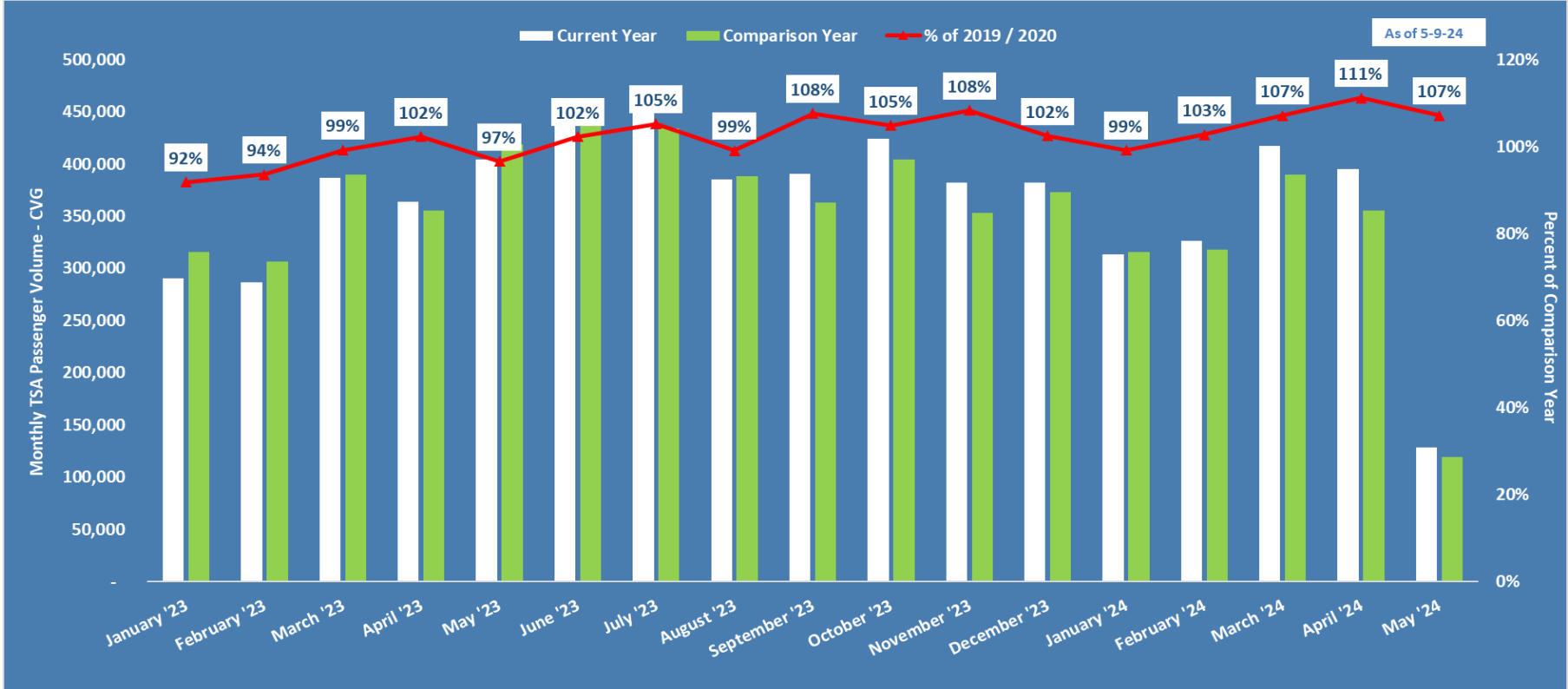
Industry Updates

U.S. System – TSA Security Passenger Throughput Trend



April National TSA Throughput was 106% of 2020 Levels, May 2024 trends continue to be positive @ 107%

CVG – TSA Security Passenger Throughput Trend



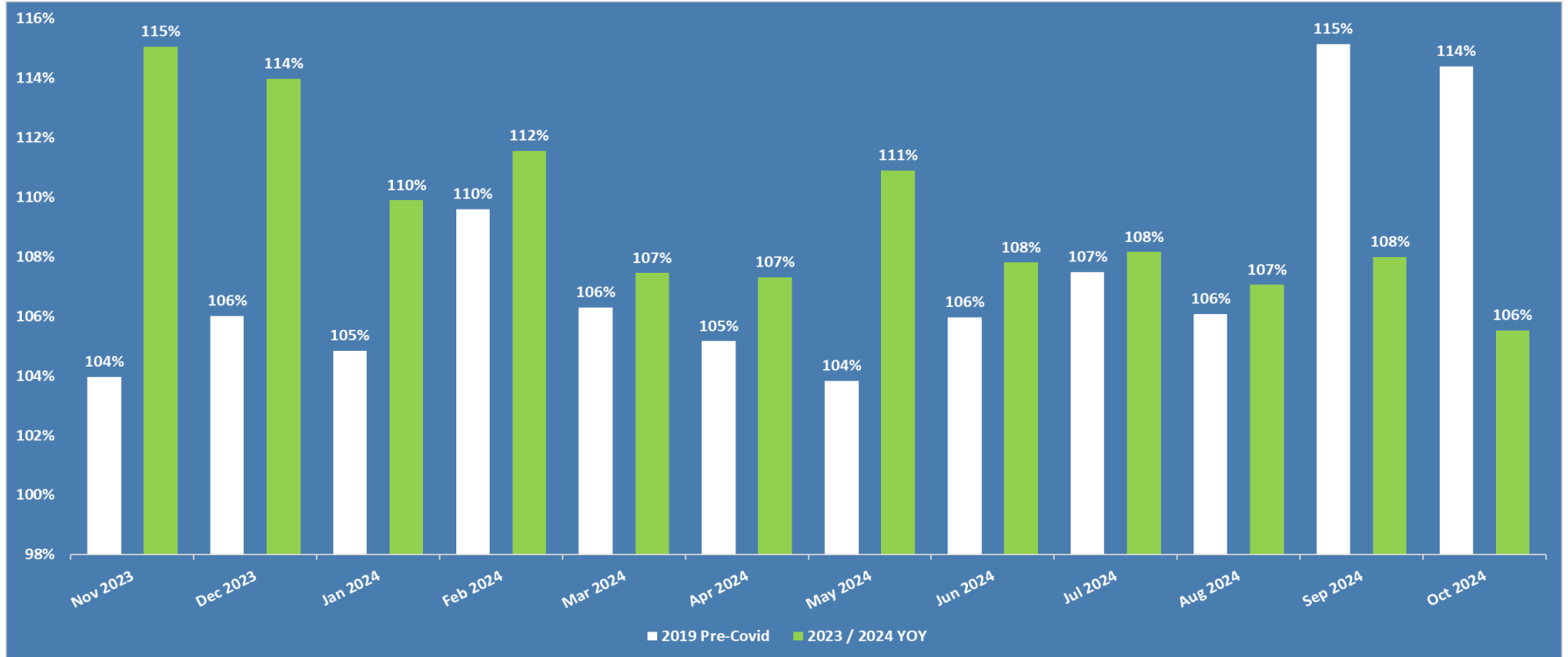
CVG TSA passenger throughput trends consistently exceeding 2019 & 2020 levels

Source: TSA.gov/Coronavirus/Passenger-Throughput as of May 9, 2024 (January – February Months compared to 2020)

CVG COVID Seat Capacity Recovery



CVG Domestic Seat Capacity Recovery Trend 2023 / 2024 YOY & compared to 2019 (Pre-Covid)



CVG Domestic Seat Capacity Trends Exceeding 2019 Levels & Growing Year over Year



CVG



55+ nonstop flights*

*Year-round and seasonal services

Air Service Updates

Southwest new service to Nashville (BNA)

- *Daily service starting June 4th*
- *B737-800M - 175 Seats*
- *800 to 1,000 daily visitors from Cincinnati to Nashville per day*
- *60+ Southwest Connecting Markets from BNA*



New CVG Network:

- Chicago (MDW)
- Baltimore (BWI)
- Denver (DEN)
- Orlando (MCO)
- Nashville (BNA)
- Phoenix (PHX) - Seasonal (SAT)

Atlanta
Boston
Charlotte
Cancun
Dallas
Denver
Fort Lauderdale
Houston (IAH)
Las Vegas
New York (LGA)

Orlando
Miami
Minneapolis
Philadelphia
Phoenix
Pensacola
Portland (PWM)
Raleigh/Durham
Fort Myers
Tampa (TPA)

Frontier: New CVG Base Coming in 2024 *Announces 8 new routes from CVG*





Key Air Service Dates:

- Frontier Airlines – Charlotte, Fort Lauderdale and Minneapolis begins May 16th
- Frontier Airlines – Houston (IAH) begins May 17th
- Frontier Airlines – Portland (PWM), Pensacola, begins May 21st
- Frontier Airlines – Boston begins May 22nd
- Delta Air Lines – Paris service increases to daily service on May 23rd
- Allegiant Air – Seasonal service to Norfolk returns May 24th
- Southwest Airlines – Daily year around service to Nashville, June 4th
- Allegiant Air – Seasonal service to Providence returns June 13th

CVG

Embrace What's Next

