

AIR SERVICE REPORT

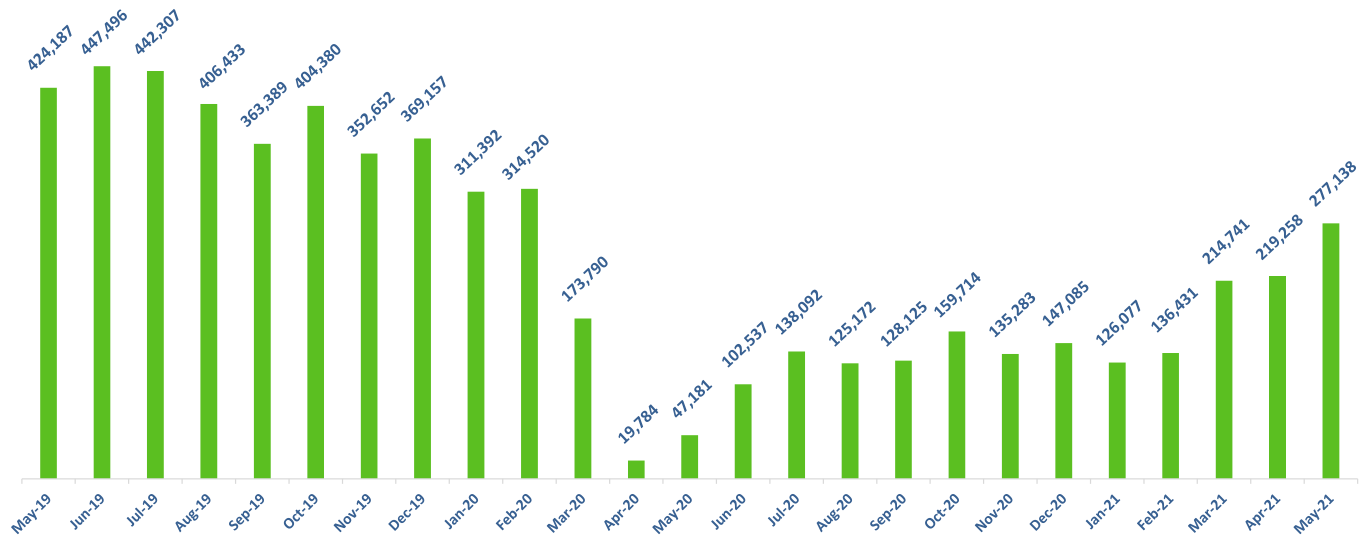
Kenton County Airport Board

JUNE 21, 2021



Cincinnati/Northern Kentucky International Airport
Air Service Report
May 2021

Passenger Enplanements



Comments:

- Total enplanements in May 2021 were 277,138, a decrease of 34.7 percent year-over-year compared to the enplanements in May 2019 of 424,187.
- Year to date, total enplanements are 973,645, a decrease of 44.9 percent compared to 2019.

Passenger Carrier Enplanements

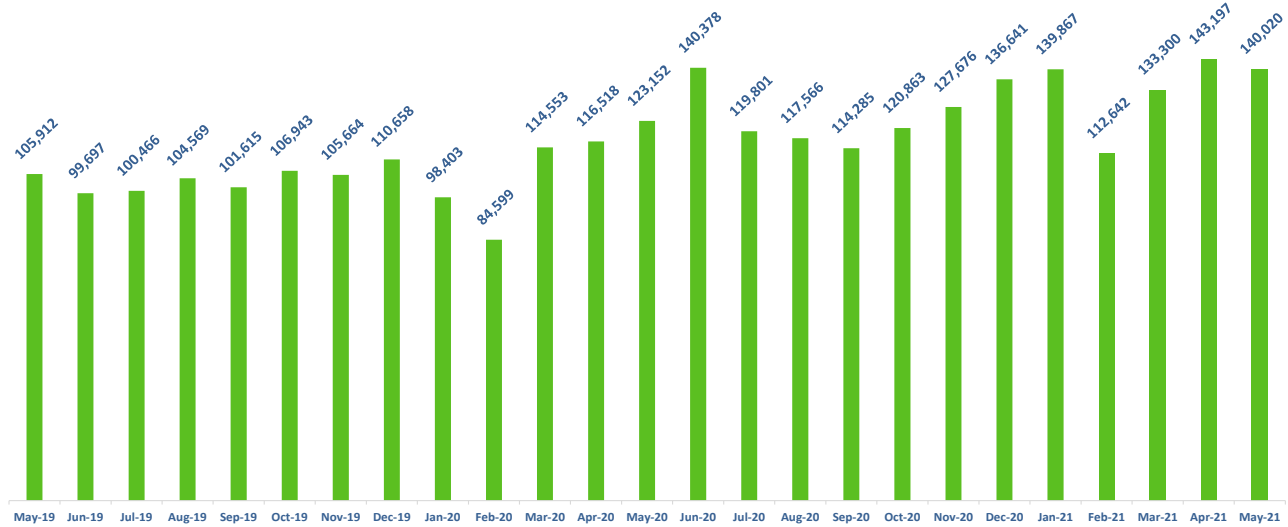
May 2021	Enplaned Passengers			
	Monthly	% '21 vs '19	YTD	% '21 vs '19
Air Canada	-	-100.0%	-	-100.0%
American	39,473	-32.9%	150,286	-39.6%
Delta	105,023	-44.7%	332,351	-59.6%
United	21,337	-54.4%	85,030	-55.5%
Alaska	1,523	100.0%	1,523	100.0%
Allegiant	45,753	-10.0%	169,284	-19.6%
Frontier	37,392	-17.5%	140,089	-9.1%
Southwest	23,971	-13.2%	89,133	-25.4%
Other Scheduled Flights	1,612	188.9%	3,041	20.2%
Non-Scheduled Flights	1,054	-9.5%	2,908	-45.3%
Total	277,138	-34.7%	973,645	-44.9%

Comments:

- Scheduled daily departures ranged in number from a low of 80 on Wednesdays to a high of 105 on Sundays. On average, CVG had 94 scheduled daily departures in May.
- Nonstop Cities - In May, airlines offered nonstop scheduled service to 47 domestic destinations and two international destinations.

Cincinnati/Northern Kentucky International Airport Air Service Report May 2021

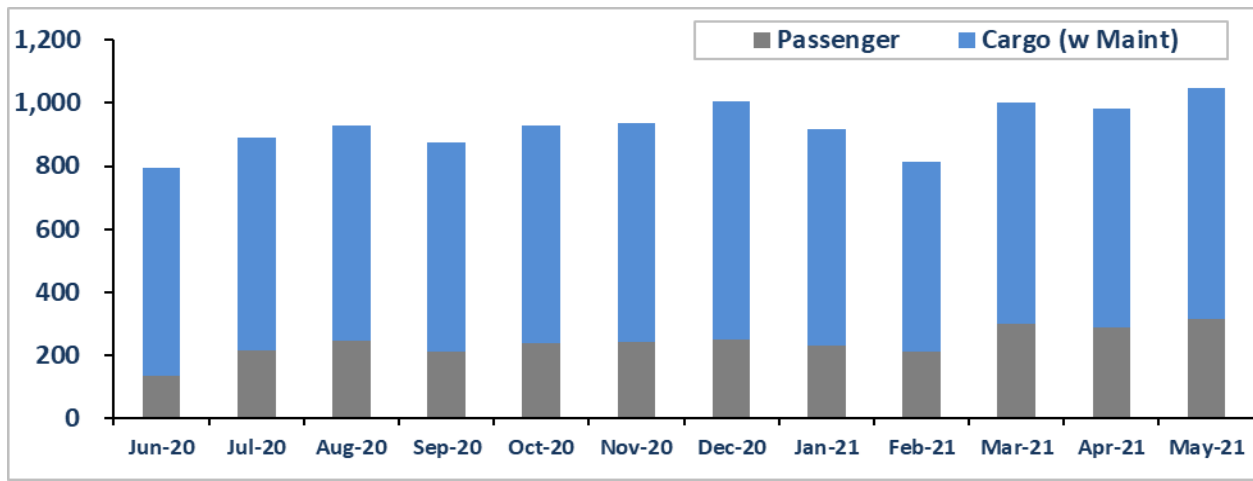
Cargo Volume



Comments:

- Total cargo in the month of May 2021 was 140,020 tons compared to May 2020 tonnage of 105,912 an increase of 19 percent.
- Year to date, cargo tonnage is 669,024, an increase of 24.5 percent.

Landed Weight

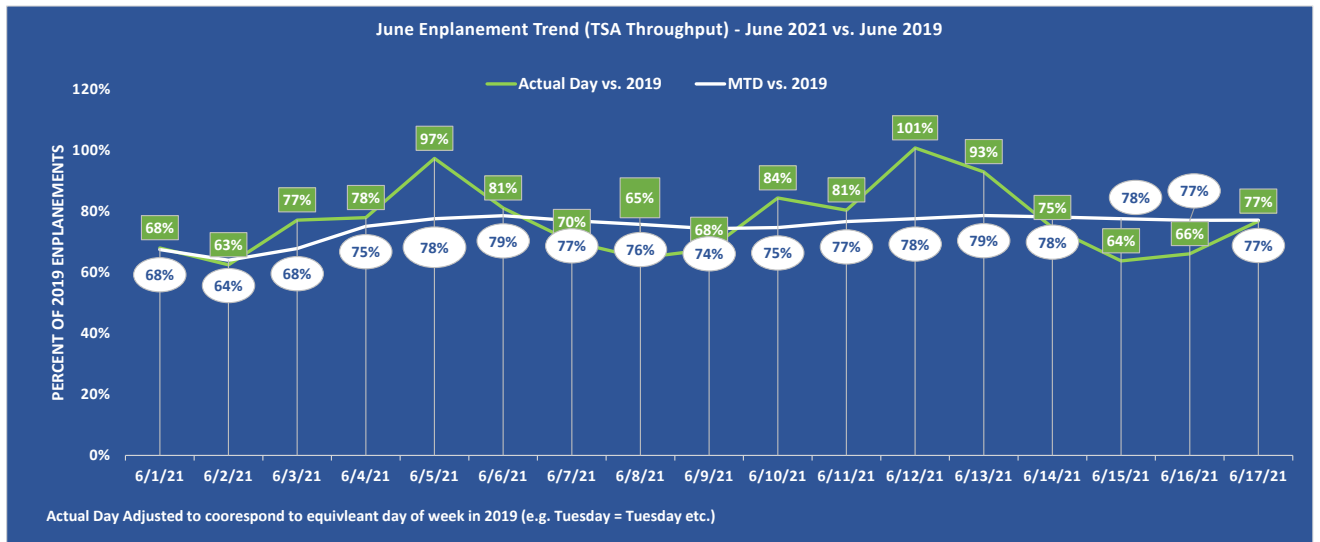


Comments:

- Landed weight from passenger operations in the month of May 2021 decreased 31.9 percent to 315 million pounds compared to 462.7 million pounds in May 2019.
- Landed weight from cargo operations in the month of May 2021 increased 18.7 percent to 730.9 million pounds compared to 615.6 million pounds in May 2019.
- Total landed weight was down in May 3.0 percent. Year to date, total landed weight is down 6.2 percent.

Cincinnati/Northern Kentucky International Airport Air Service Report May 2021

TSA Throughput Trends – June



Comments:

- TSA passenger and pedestrian throughput for June is at 77% of 2019 levels.
- Through June 17, 2021, CVG TSA throughput was 190,426 compared to 246,642 for the same time period in June 2019.