

AIR SERVICE REPORT

CVG Airport Authority

FEBRUARY 20, 2023


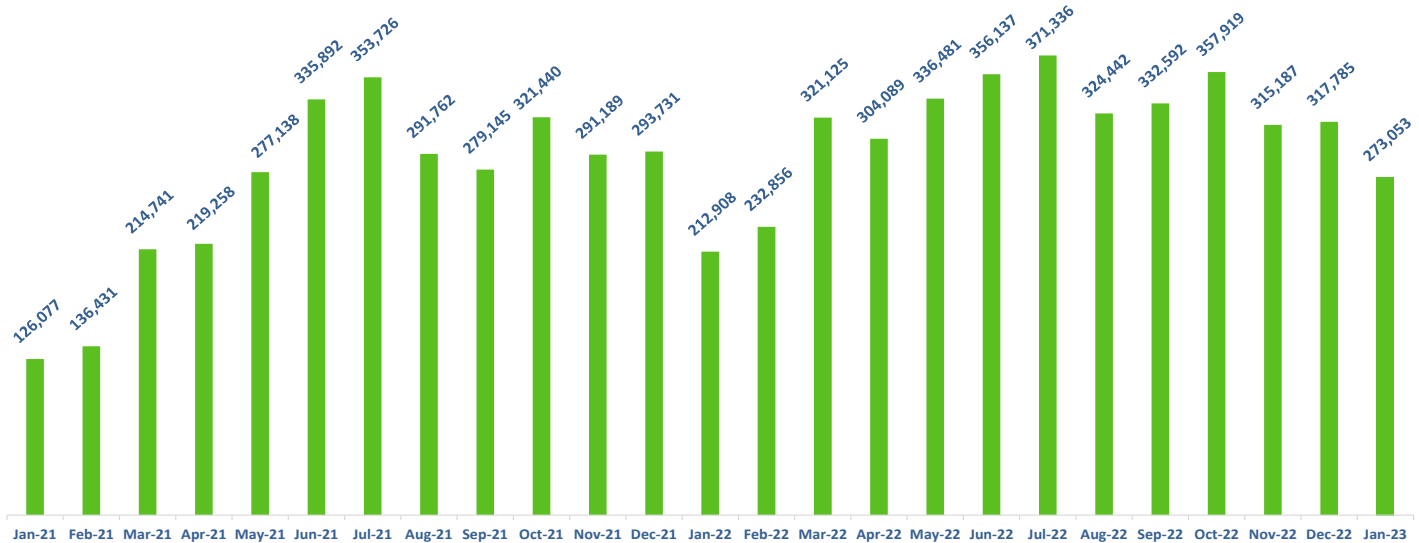


Photo by Steve Ziegelmeyer

CVG

Cincinnati/Northern Kentucky International Airport Air Service Report January 2023

Passenger Enplanements



Comments:

- Total enplanements in January 2023 were 273,053, an increase of 28.2 percent compared to enplanements of 212,908 in January 2022.

Passenger Carrier Enplanements

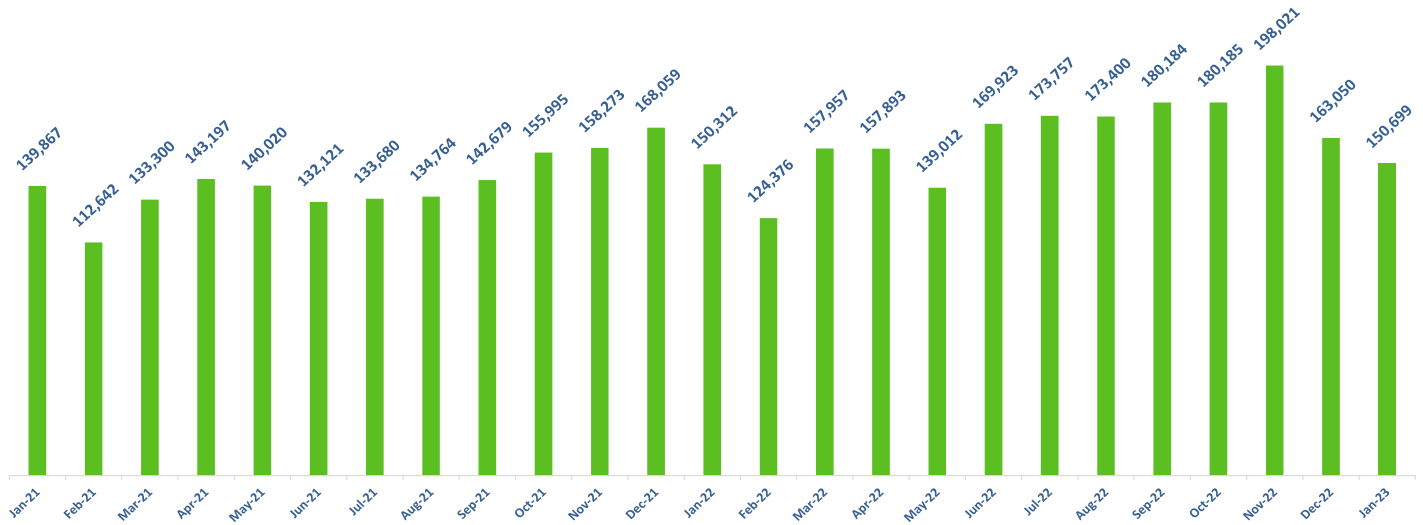
January 2023	Enplaned Passengers			
	Monthly	% '23 vs '22	YTD	% '23 vs '22
Air Canada	849	100.0%	849	100.0%
American	53,651	33.3%	53,651	33.3%
Delta	103,808	25.0%	103,808	25.0%
United	30,655	52.7%	30,655	52.7%
Alaska	2,775	157.4%	2,775	157.4%
Allegiant	30,605	23.3%	30,605	23.3%
Frontier	33,103	24.5%	33,103	24.5%
Southwest	16,798	6.0%	16,798	6.0%
Sun Country	114	-74.8%	114	-74.8%
Other Scheduled Flights	564	44.6%	564	44.6%
Non-Scheduled Flights	131	-65.9%	131	-65.9%
Total	273,053	28.2%	273,053	28.2%

Comments:

- Scheduled daily departures ranged in number from a low of 86 on Saturdays to a high of 114 on Thursdays. On average, CVG had 104 scheduled daily departures in January.
- Nonstop Cities – In January airlines offered nonstop scheduled service to 42 domestic destinations and 3 international destinations.

Cincinnati/Northern Kentucky International Airport Air Service Report January 2023

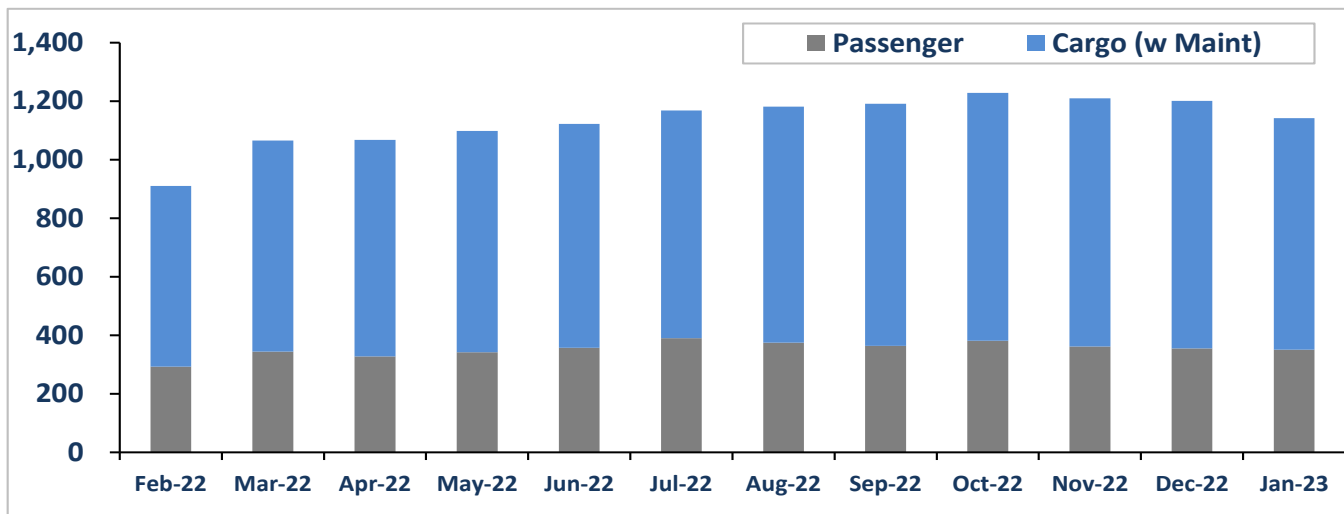
Cargo Volume



Comments:

- Total cargo in the month of January 2023 was 150,699 tons compared to January 2022 tonnage of 150,312 an increase of 0.3 percent year over year.

Landed Weight



Comments:

- Landed weight from passenger operations in the month of January 2023 increased 6.5 percent to 350.5 million pounds compared to 329.1 million pounds in January 2022.
- Landed weight from cargo operations in the month of January 2023 increased 8.7 percent to 790.8 million pounds compared to 727.6 million pounds in January 2022.
- Total landed weight in January increased 8.0 percent compared to January 2022.