



Embrace What's Next



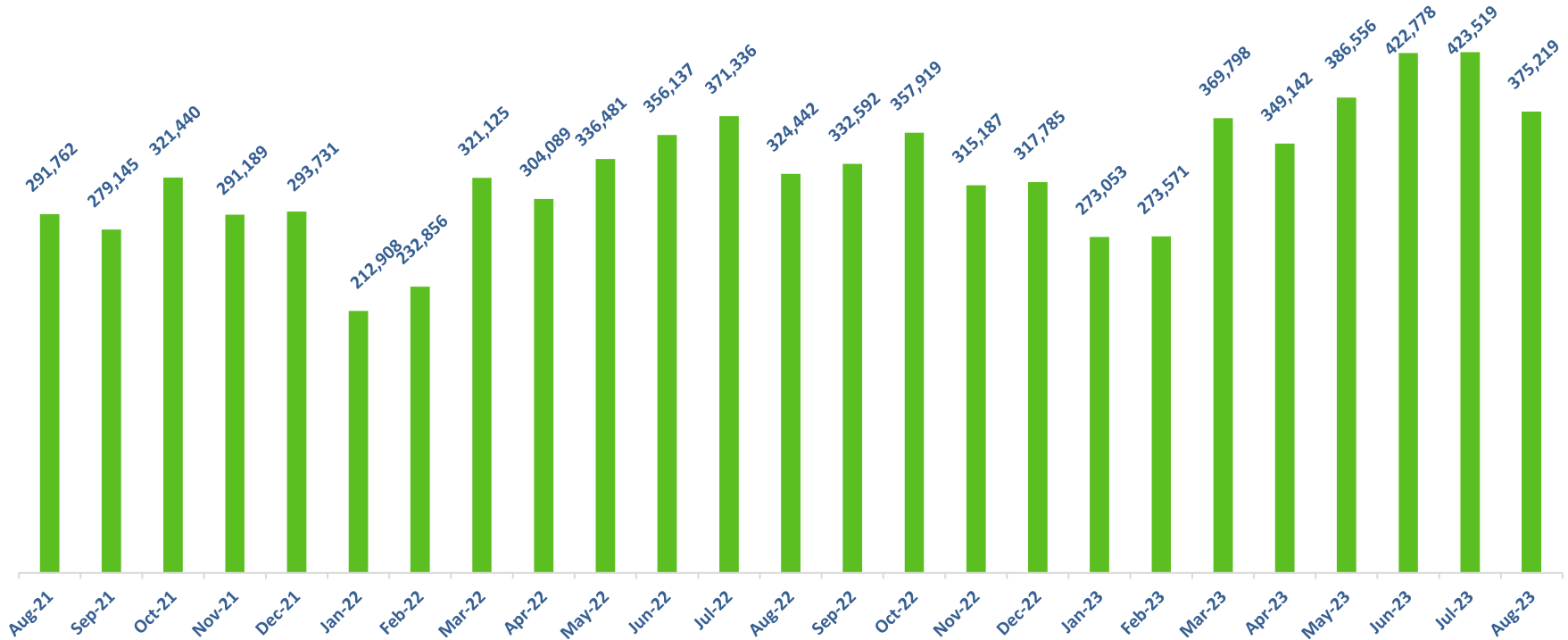
**CVG Airport Authority
Air Service Update**

September 18, 2023

Monthly Enplaned Passenger Trend



Monthly Volume: Aug 2021 – Aug 2023



August 2023 enplanements +15.7% percent from August 2022

Enplaned Passenger Detail by Carrier



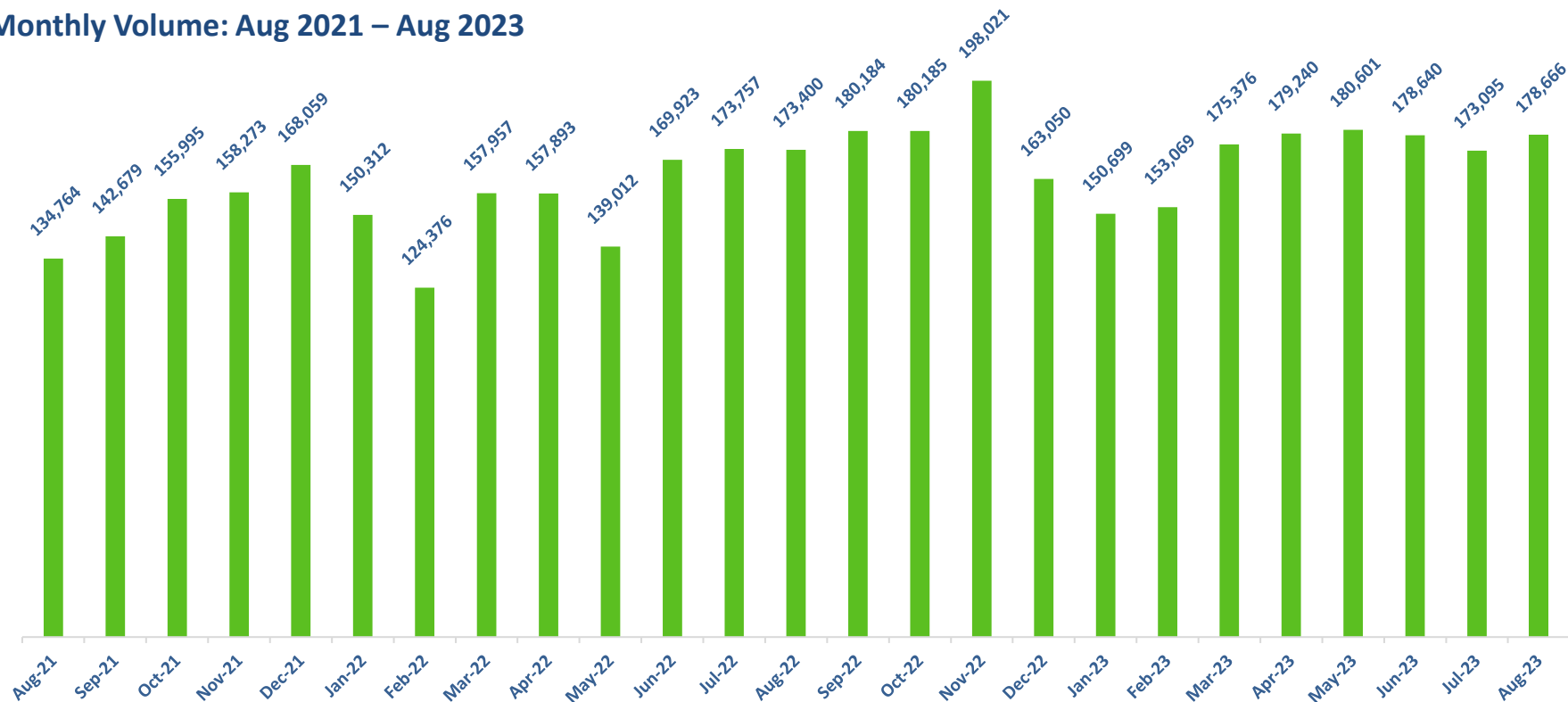
August 2023	Enplaned Passengers			
	Monthly	% '23 vs '22	YTD	% '23 vs '22
Air Canada	2,659	38.6%	14,821	125.8%
American	66,894	21.0%	542,408	18.1%
Delta	138,672	16.6%	1,017,122	16.9%
United	43,171	35.9%	290,889	22.2%
Alaska	4,696	1.9%	33,019	3.3%
Allegiant	46,521	4.4%	382,971	3.2%
British Airways	3,150	100.0%	10,870	100.0%
Frontier	37,916	100.0%	351,516	17.4%
Southwest	24,570	-9.6%	181,207	12.5%
Sun Country	2,718	5.8%	10,623	72.8%
Breeze	3,781	100.0%	22,596	100.0%
Other Scheduled Flights	471	100.0%	8,046	-1.0%
Non-Scheduled Flights	0	-4.7%	7,558	4.3%
Total	375,219	15.7%	2,873,646	16.8%

+15.7% Increase Y/Y for August 2023 and +16.8% YTD

Monthly Cargo Tonnage Trend



Monthly Volume: Aug 2021 – Aug 2023

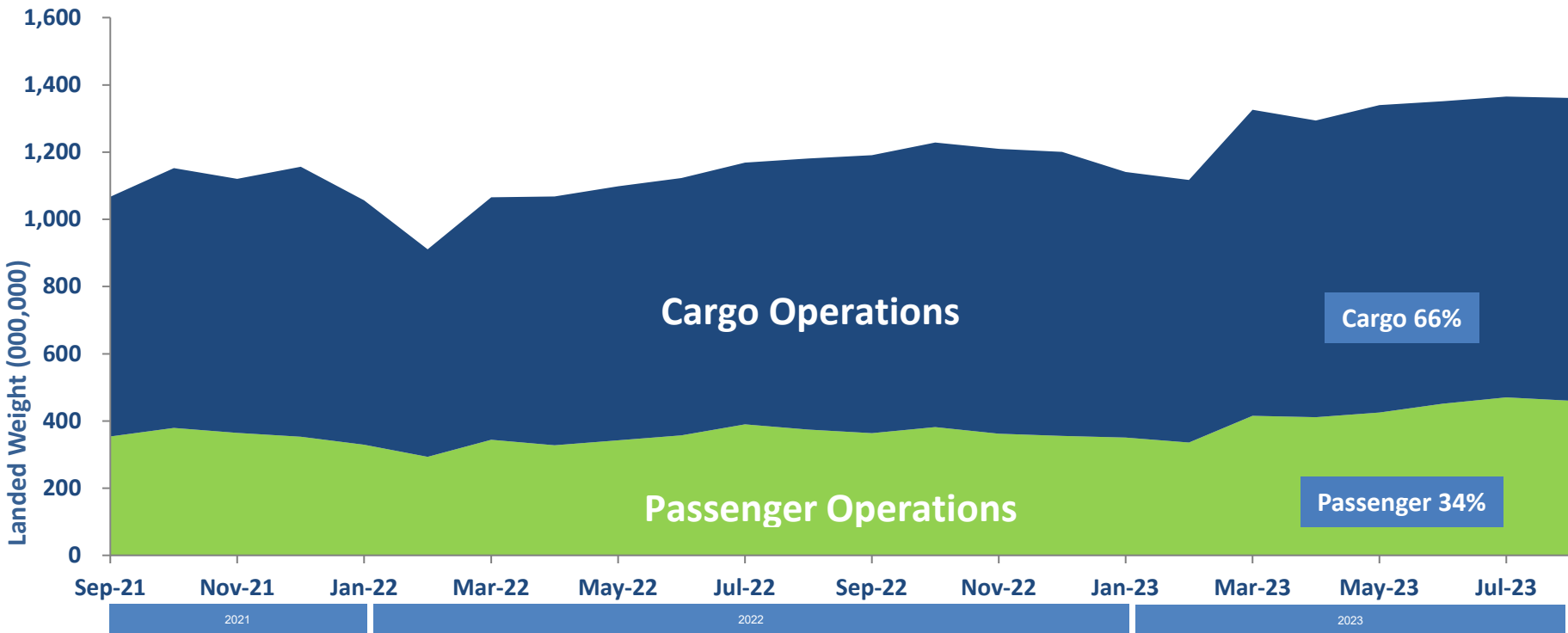


**August Tonnage Increased +3% from July and +12% YTD
Record Breaking August Volumes**

Monthly Landed Weight Trend



Landed Weight by Operation Type September 2021 – August 2023



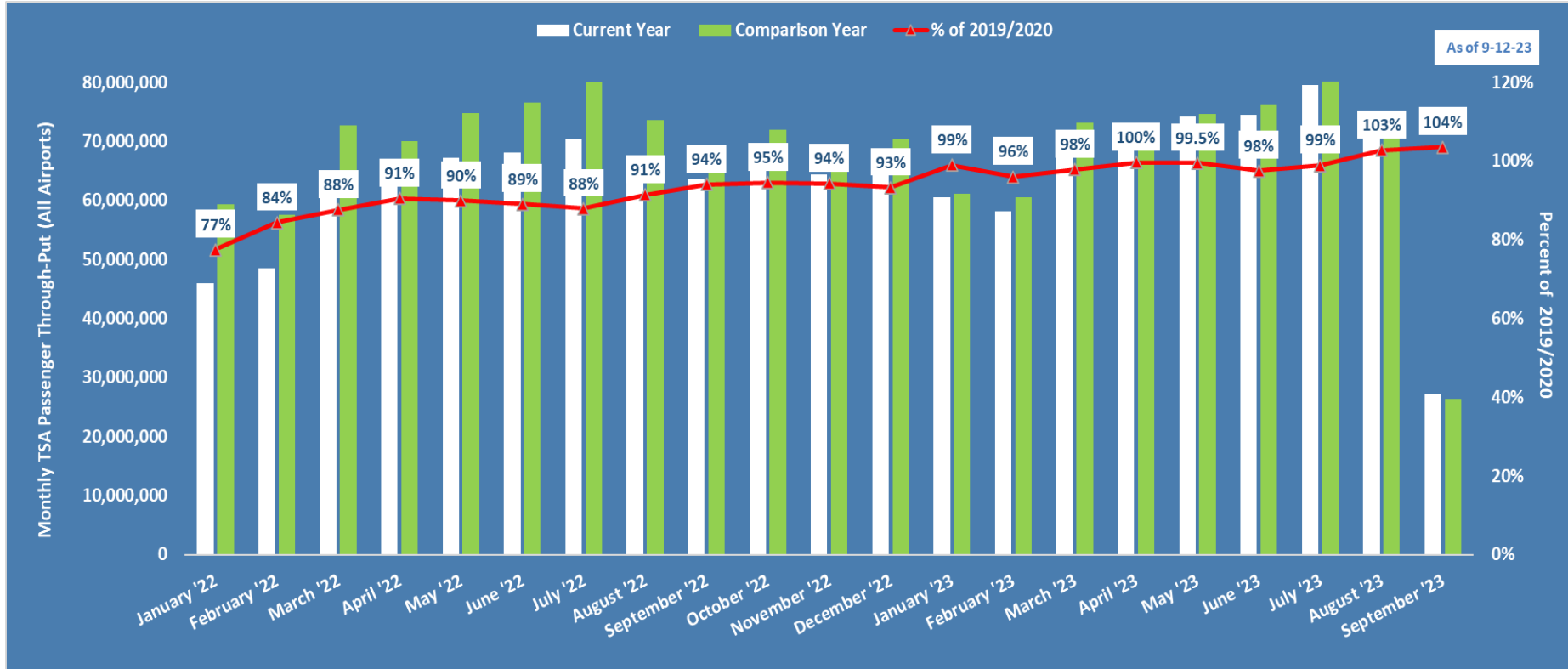
August 2023 Landed Weight +15.2%; Passenger Weight +22.8% and Cargo Weight +11.7%

*Comparisons are made to 2022 figures

Source: CVG Airport Statistics: Landed Weight Data

Industry Updates

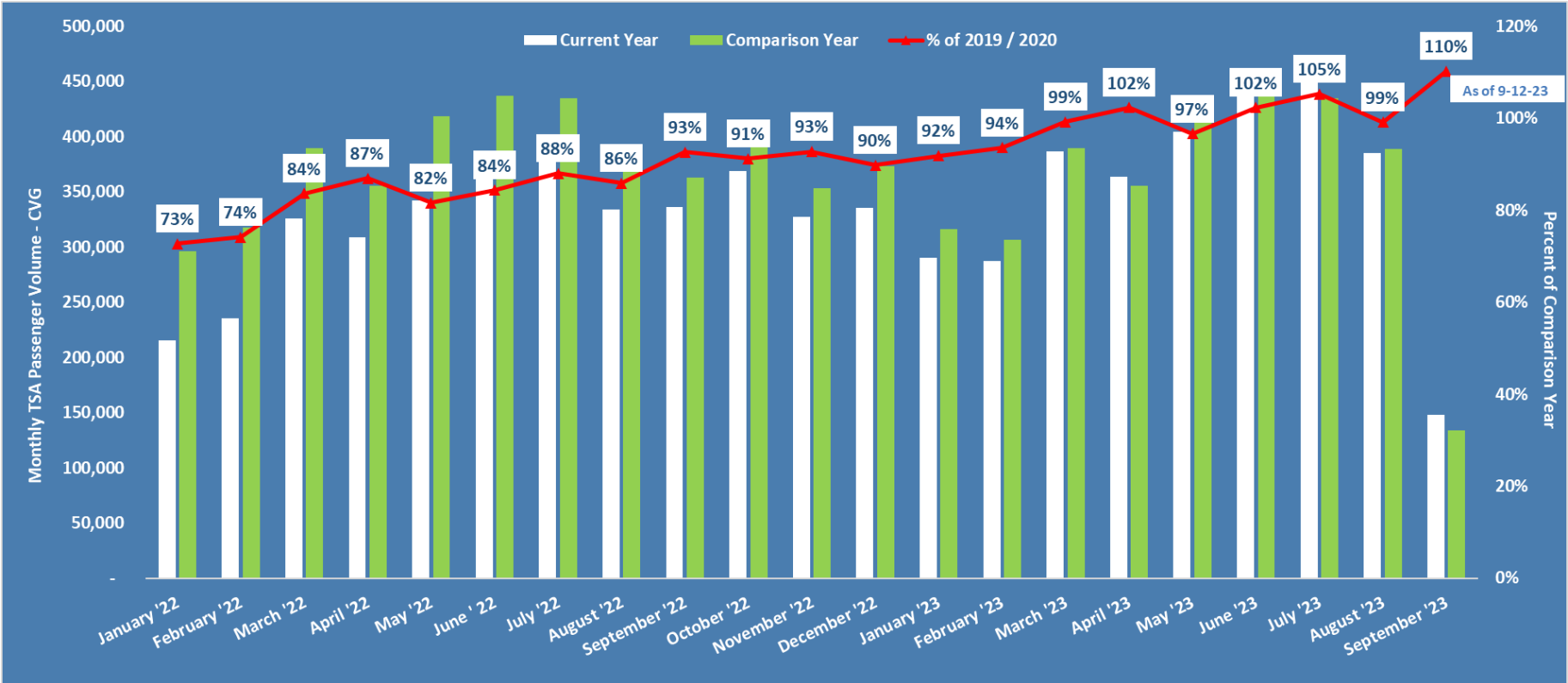
U.S. System – TSA Security Passenger Throughput Trend



August 2023 National TSA Throughput was 103% of 2019 levels. September Trending Positive

Source: TSA.gov/Coronavirus/Passenger-Throughput as of September 12, 2023 (January – February Months Compared to 2020)

CVG – TSA Security Passenger Throughput Trend



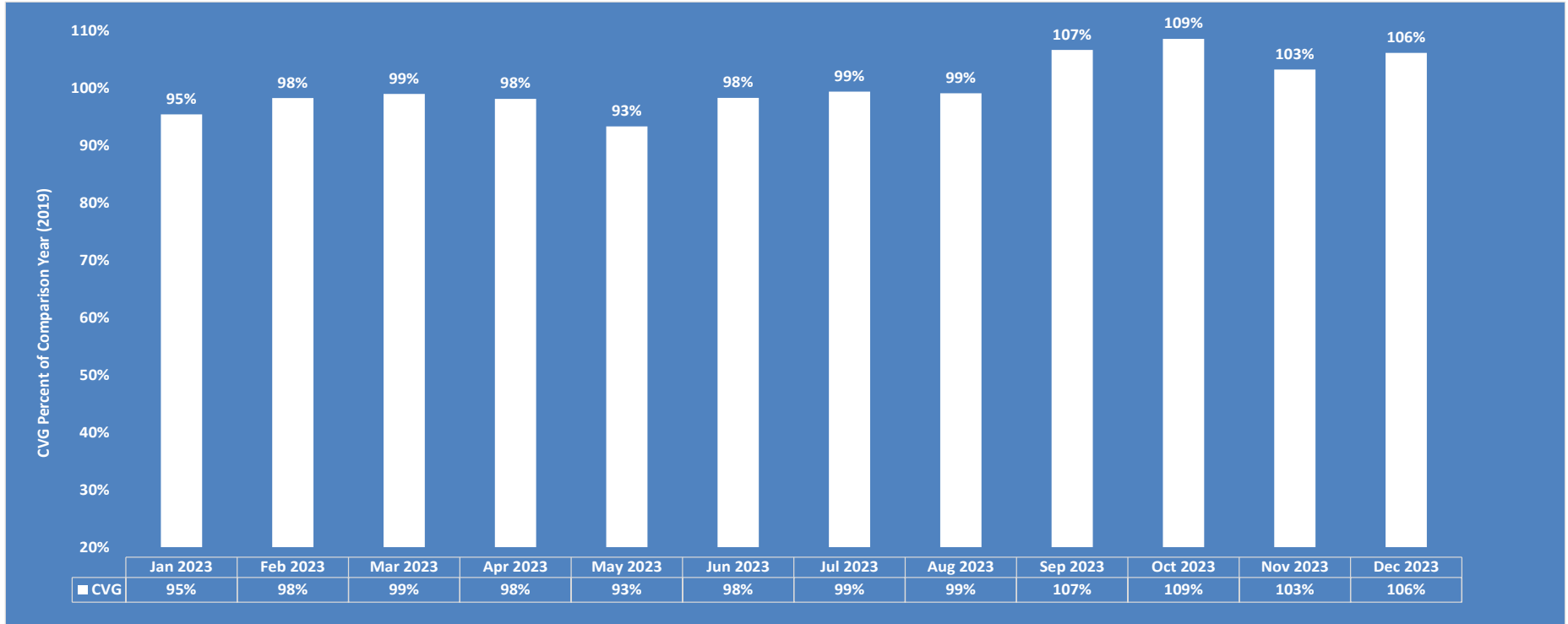
CVG TSA passenger throughput is trending ahead of 2019 levels and ahead of the national average

Source: TSA.gov/Coronavirus/Passenger-Throughput as of September 12, 2023 (January – February Months compared to 2020)

CVG COVID Domestic Seat Capacity Recovery



CVG Seat Capacity Recovery Trend 2023 compared to 2019



CVG Seat Capacity has fully recovered and now growing in SEP-DEC period compared to 2019

CVG's Passenger Air Service



- 54 Non-Stop Destinations
- 130+ Peak Day Departures
- 14 Passenger Airlines

50+ nonstop destinations



Delta Air Lines

- CVG to Cancun – Launching December 16th
- B737-800 Aircraft (160 Seats)
- Seasonal 1x Weekly (Saturdays) – 0815 Departure
- CVG to Raleigh-Durham – Launched September 11th
- CRJ-900 (76 Seats)
- Daily – 1900 Departure



American Airlines

- CVG to Cancun – Launching December 9th
- Seasonal 1x Weekly (Saturdays) – 1045 Departure
- First International flight from AA at CVG

CVG

Embrace What's Next

