

AIR SERVICE REPORT

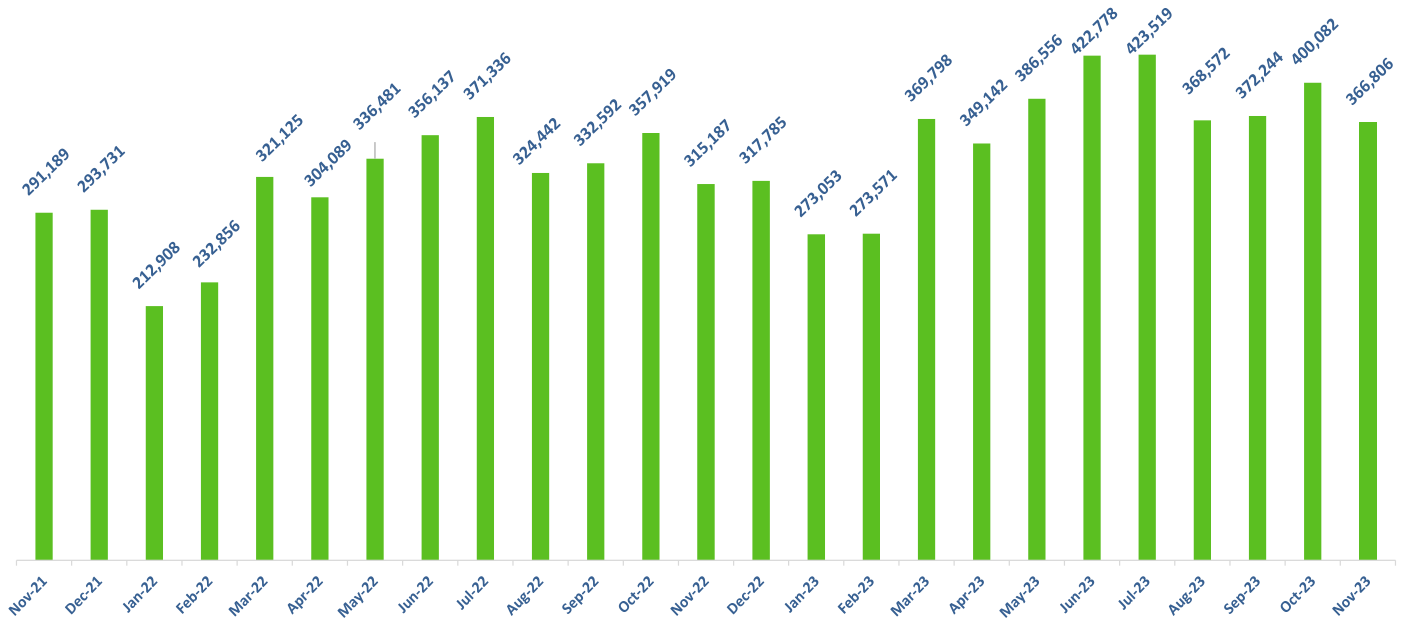
CVG Airport Authority

DECEMBER 18, 2023



Cincinnati/Northern Kentucky International Airport
Air Service Report
November 2023

Passenger Enplanements – Estimated



Comments:

- Enplanements in November 2023 are an estimated 366,806, an increase of 16.4 percent over November 2022.
- Year to date, enplanements are an estimated 4,002,831, an increase of 15.5 percent compared to 2022.

Passenger Carrier Enplanements - Estimated

November 2023 (Estimates*)	Enplaned Passengers			
	Monthly	% '23 vs '22	YTD	% '23 vs '22
Air Canada	1,460	20.1%	21,548	111.6%
American	70,665	8.1%	761,414	16.0%
Delta	127,638	12.7%	1,422,052	15.8%
United	36,200	5.9%	409,407	16.7%
Alaska	2,785	-23.6%	45,148	0.7%
Allegiant*	38,515	12.5%	482,655	0.4%
British Airways	2,494	100.0%	20,813	100.0%
Frontier	58,691	55.1%	518,760	21.5%
Southwest	21,468	-2.3%	255,294	9.6%
Sun Country	1,562	-1.7%	15,426	12.2%
Breeze	2,019	100.0%	29,153	100.0%
Other Scheduled Flights	512	-9.9%	9,926	-1.5%
Non-Scheduled Flights	2,797	106.1%	11,235	9.9%
Total	366,806	16.4%	4,002,831	15.5%

Comments:

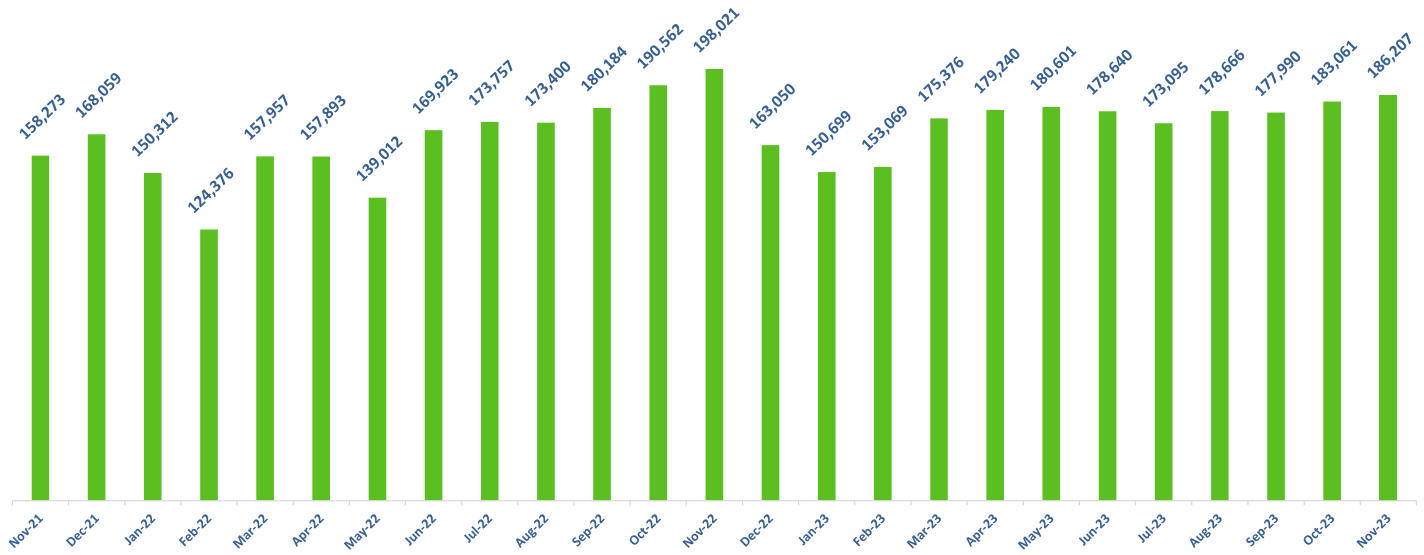
- Scheduled daily departures ranged in number from a low of 108 on Saturdays to a high of 130 on Thursdays. On average, CVG had 120 scheduled daily departures in November.
- Nonstop Cities – In November airlines offered nonstop scheduled service to 43 domestic destinations and 4 international destinations.

Cincinnati/Northern Kentucky International Airport

Air Service Report

November 2023

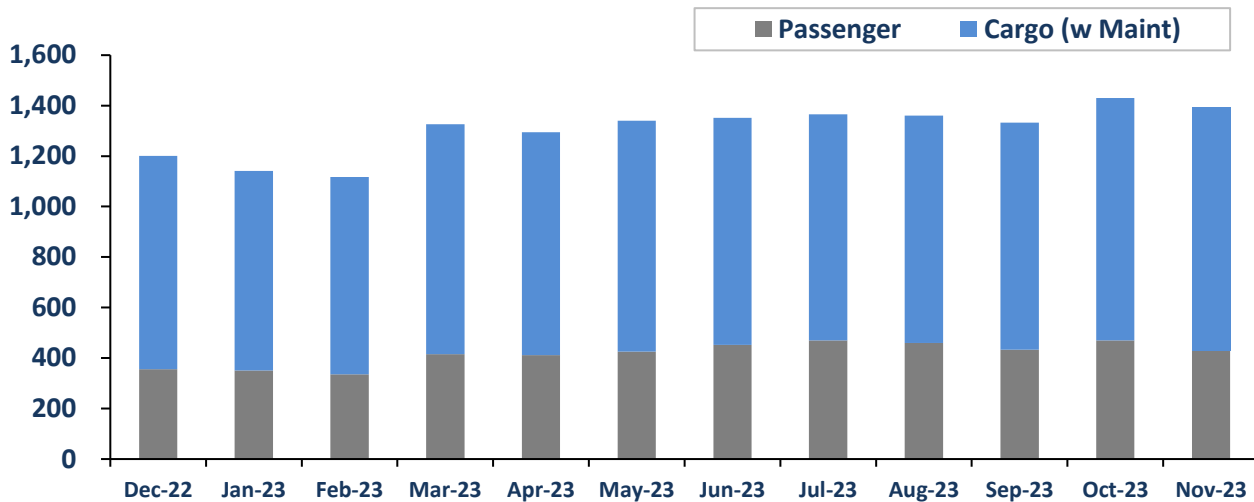
Cargo Volume



Comments:

- Total cargo in the month of November 2023 was 186,207 tons compared to November 2022 tonnage of 198,021 a decrease of 6.0 percent year over year.
- Year to date, cargo tonnage is 1,916,642, an increase of 5.6 percent compared to 2022.

Landed Weight



Comments:

- Landed weight from passenger operations in the month of November 2023 increased 18.1 percent to 427.8 million pounds compared to 362.2 million pounds in November 2022.
- Landed weight from cargo operations in the month of November 2023 increased 13.9 percent to 964.7 million pounds compared to 847.3 million pounds in November 2022.
- Total landed weight in November increased 15.1 percent compared to November 2022. Year to date, total landed weight is up 17.5 percent compared to 2022.