



---

**Embrace What's Next**

---

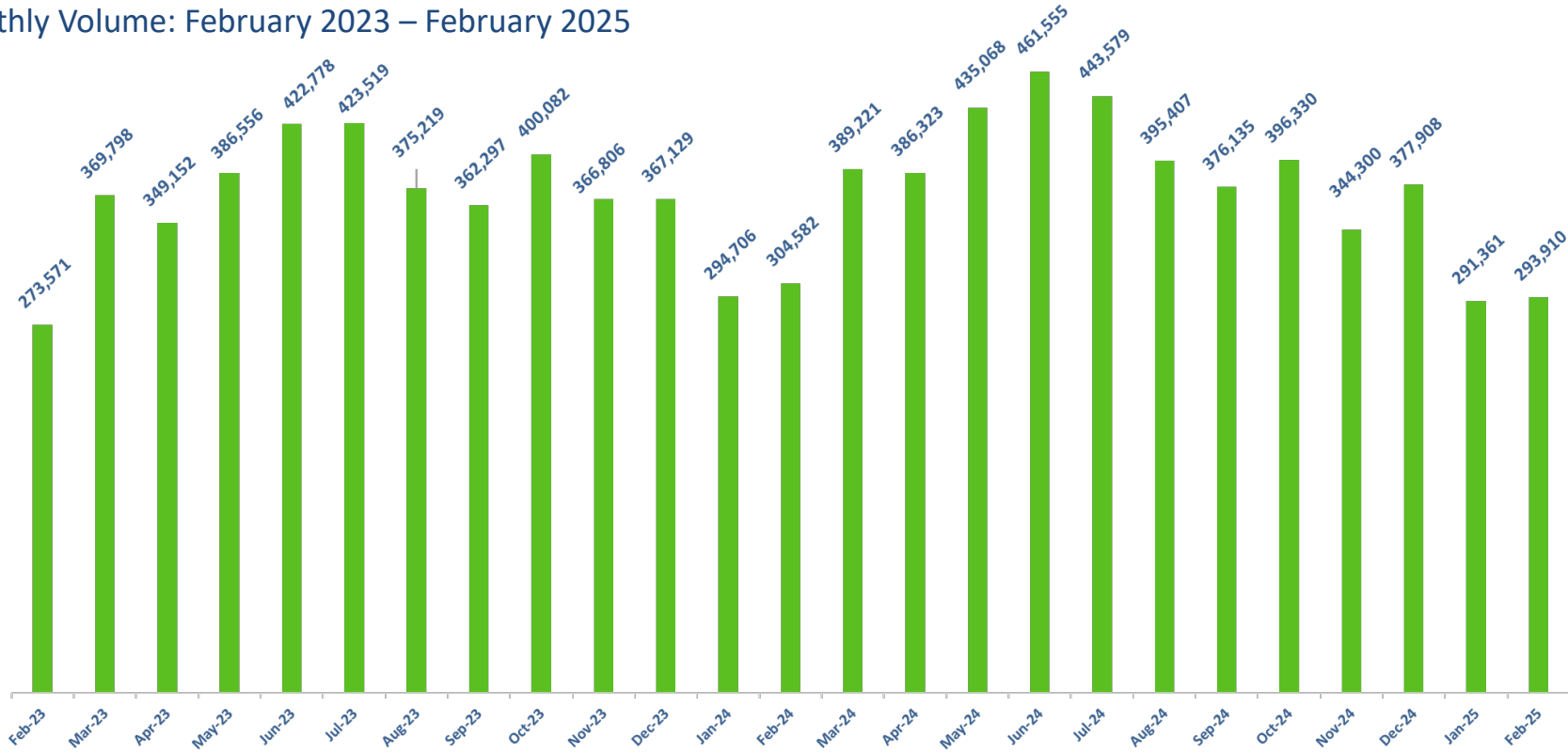


**CVG Airport Authority  
Air Service Update  
March 17, 2025**

# Monthly Enplaned Passenger Trend



Monthly Volume: February 2023 – February 2025



**February 2025 Enplanements were down 3.5% YOY, YTD -2.3% compared to 2024**

Source: CVG Airport Statistics: Passenger Enplanement Data – Comparisons to 2024

Note: February 2025 YOY Comparisons included Leap Year Calculation

# Enplaned Passenger Detail by Carrier

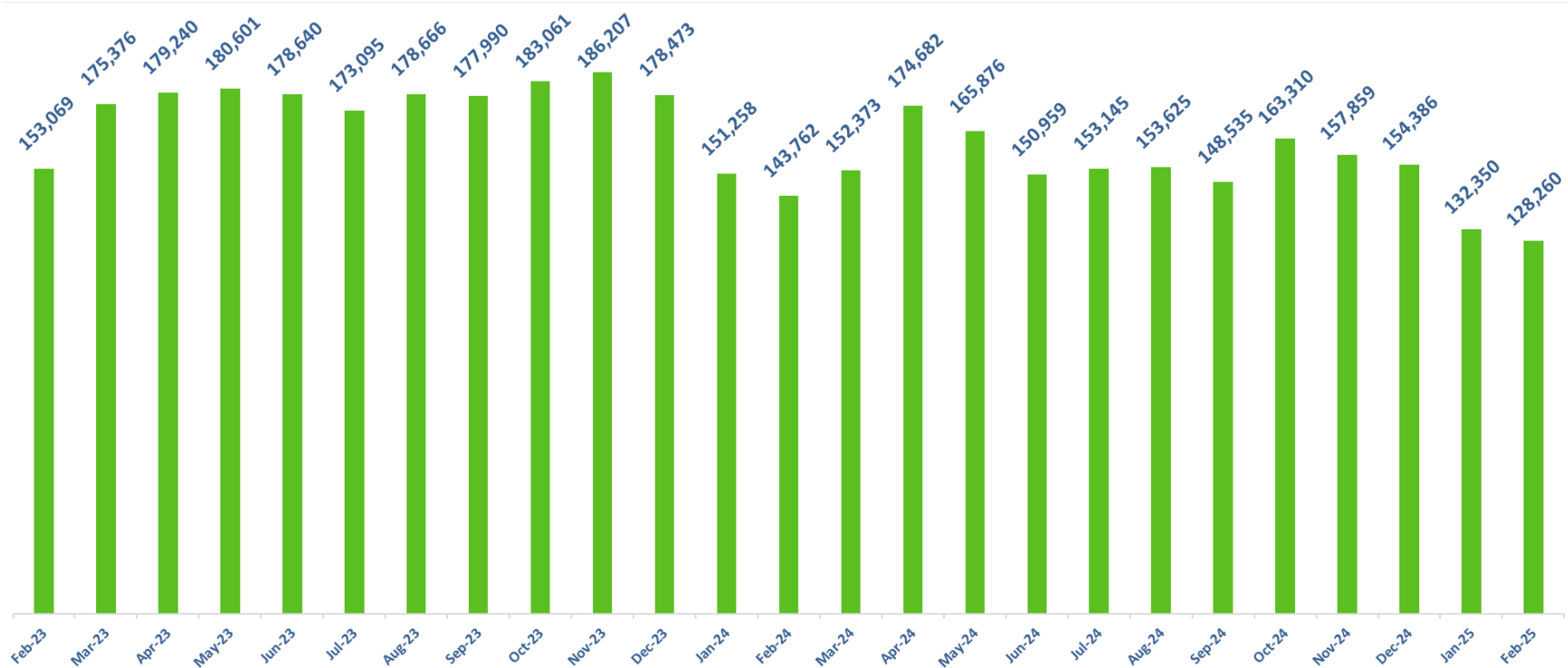


February 2025	Enplaned Passengers			
	Monthly	% '25 vs '24	YTD	% '25 vs '24
Air Canada	1,028	-17.0%	2,210	-2.5%
American	56,077	-7.6%	112,924	-3.4%
Delta	106,591	-1.9%	213,547	-1.4%
United	32,567	-2.0%	63,487	-2.1%
Alaska	2,213	-1.9%	4,999	19.1%
Allegiant	27,119	6.4%	52,706	-2.9%
British Airways	2,226	93.6%	4,962	36.1%
Frontier	47,445	-8.9%	93,911	-4.0%
Southwest	16,067	-3.3%	31,883	-2.9%
Sun Country	275	129.2%	335	-5.9%
Breeze	788	-58.0%	1,834	-45.1%
Other Scheduled Flights	500	6.2%	959	20.0%
Non-Scheduled Flights	1,014	38.3%	1,514	-0.4%
<b>Total</b>	<b>293,910</b>	<b>-3.5%</b>	<b>585,271</b>	<b>-2.3%</b>

# Monthly Cargo Tonnage Trend



Monthly Volume: February 2023 – February 2025



**February cargo volume 128,260 tons, -10.8 percent YOY; YTD -11.6 percent**

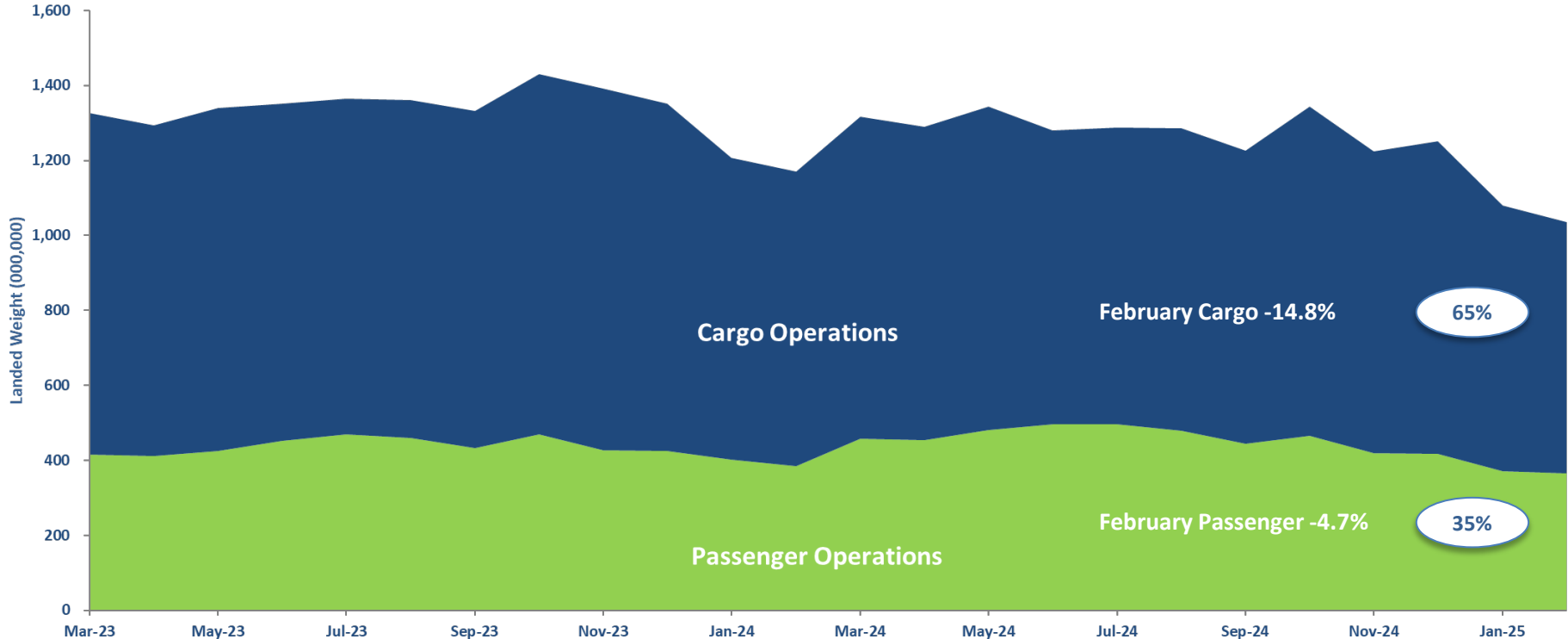
Source: CVG Airport Statistics: Cargo Data – Comparisons to 2024

Note: 2025 YOY Comparisons included Leap Year Calculation

# Monthly Landed Weight Trend



Landed weight (1,000 lbs) by Operation Type March 2023 – February 2025



**February 2025 overall landed weight decreased 11.5 percent; YTD down 11.0 percent compared to 2024**

Source: CVG Airport Statistics: Landed Weight Data

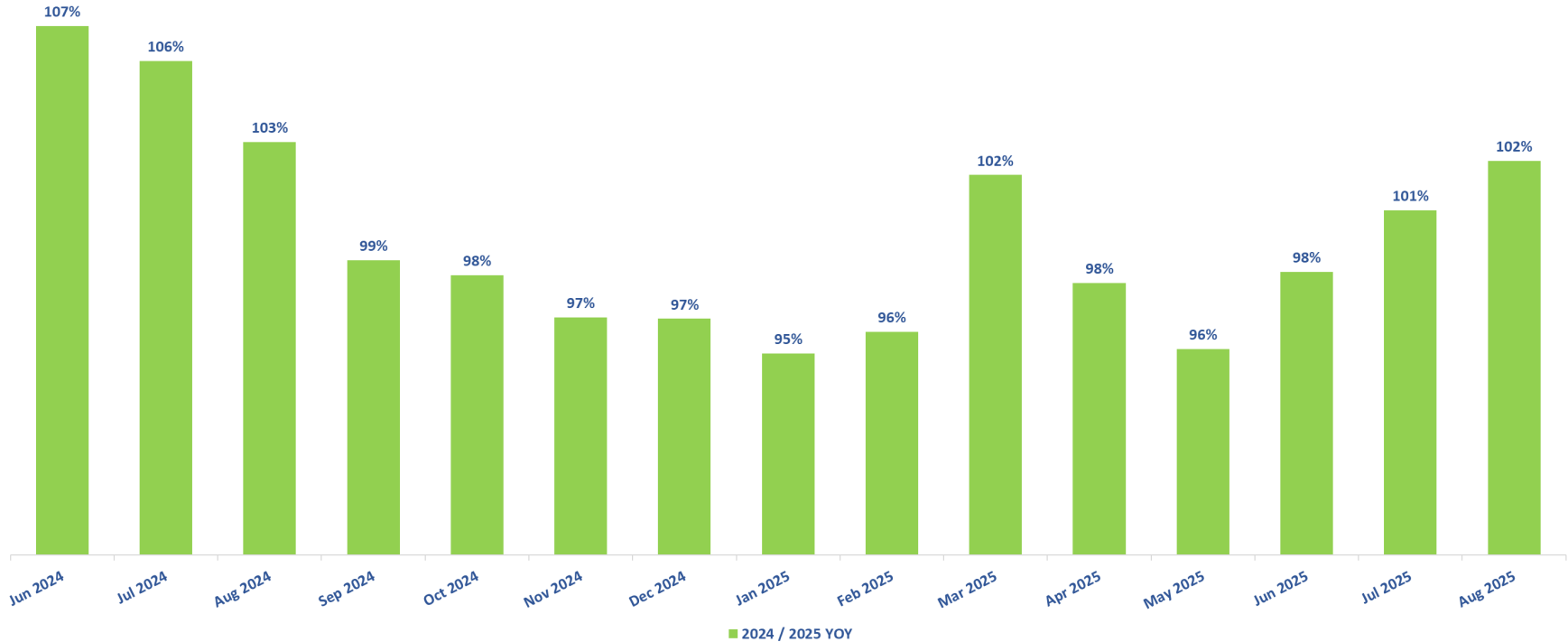
Note: February 2025 YOY Comparisons included Leap Year Calculation

# Industry Updates

# CVG Seat Capacity Trends



## CVG Domestic Seat Capacity Trend 2024/2025 YOY



**CVG Domestic Seat Capacity Trends March – August are Flat to Positive YOY**



# CVG



55+ nonstop flights

# Air Service Updates



## Frontier

- CVG to Austin, Texas – Launching May 17, 2025
- Airbus A320neo (186 Seats)
- Saturday Service



## Allegiant

- CVG to Gulf Shores, Alabama – Starting May 22, 2025
- 2x Weekly (Thursday & Sunday)
- CVG to Portland, Oregon – Starting May 23, 2025
- 2x Weekly (Friday & Monday)



## Air Canada

- CVG to Montreal – Launching May 22, 2025
- CRJ-900 Aircraft (76 Seats) – 12 Business, 64 Economy
- Daily Summer Seasonal



## Alaska

- CVG to Seattle – Second Daily Launching June 12, 2025
- Boeing 737-900 (171 Seats)
- 2x Daily Summer 2025 (until August 19th)



**CVG**

---

**Embrace What's Next**

---

