

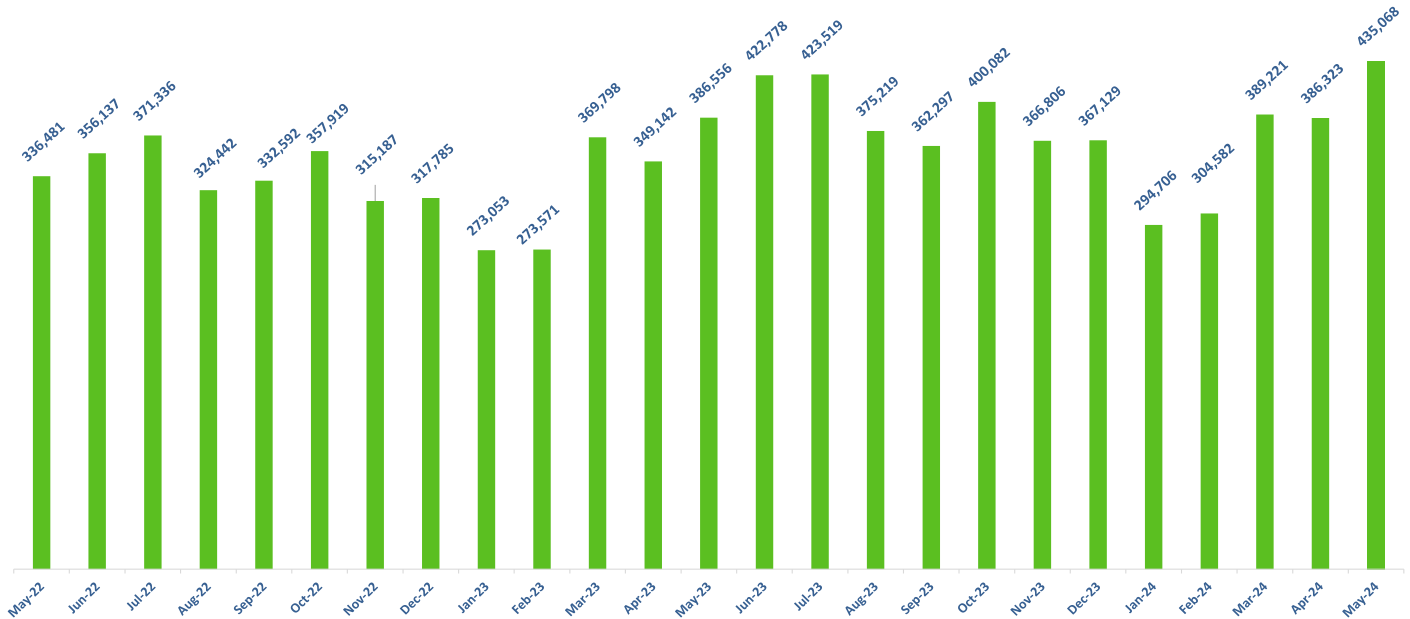
# AIR SERVICE REPORT

CVG Airport Authority

JUNE 17, 2024

# Cincinnati/Northern Kentucky International Airport Air Service Report May 2024

## Passenger Enplanements



**Comments:**

- Total enplanements in May 2024 were 435,068, an increase of 12.5 percent compared to enplanements of 386,556 in May 2023.
- Year to date, total enplanements are 1,809,900, an increase of 9.5 percent compared to 2023.

## Passenger Carrier Enplanements

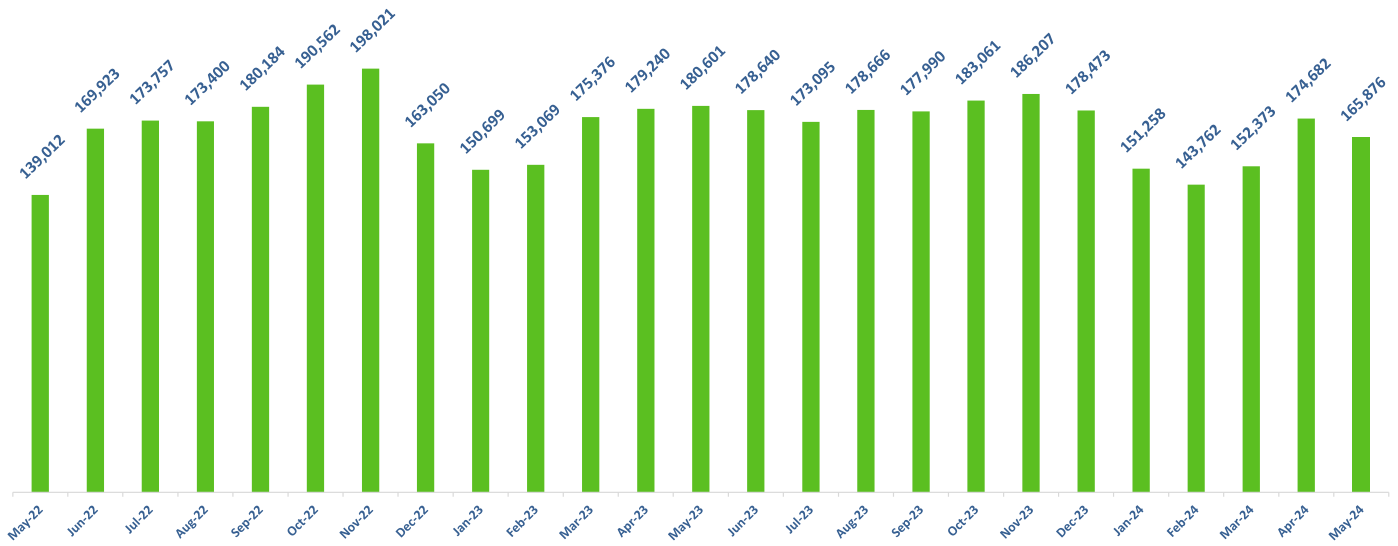
May 2024	Enplaned Passengers			
	Monthly	% '24 vs '23	YTD	% '24 vs '23
Air Canada	3,330	27.1%	8,935	40.0%
American	91,281	25.1%	357,684	11.5%
Delta	148,472	9.3%	624,858	5.7%
United	43,930	-0.6%	188,244	6.6%
Alaska	4,877	6.2%	16,313	-11.5%
Allegiant	44,054	-2.5%	182,908	-9.8%
British Airways	4,060	100.0%	14,484	100.0%
Frontier	61,493	24.1%	291,275	35.6%
Southwest	24,917	-0.2%	102,749	0.6%
Sun Country	1,820	43.3%	2,761	44.2%
Breeze	5,185	41.6%	13,040	41.8%
Other Scheduled Flights	778	-11.2%	2,848	-20.4%
Non-Scheduled Flights	871	-2.5%	3,801	-10.3%
<b>Total</b>	<b>435,068</b>	<b>12.5%</b>	<b>1,809,900</b>	<b>9.5%</b>

**Comments:**

- Scheduled daily departures ranged in number from a low of 121 on Saturdays to a high of 147 on Fridays. On average, CVG had 134 scheduled daily departures in May.
- Nonstop Cities – In May airlines offered nonstop scheduled service to 49 domestic destinations and 6 international destinations.

# Cincinnati/Northern Kentucky International Airport Air Service Report May 2024

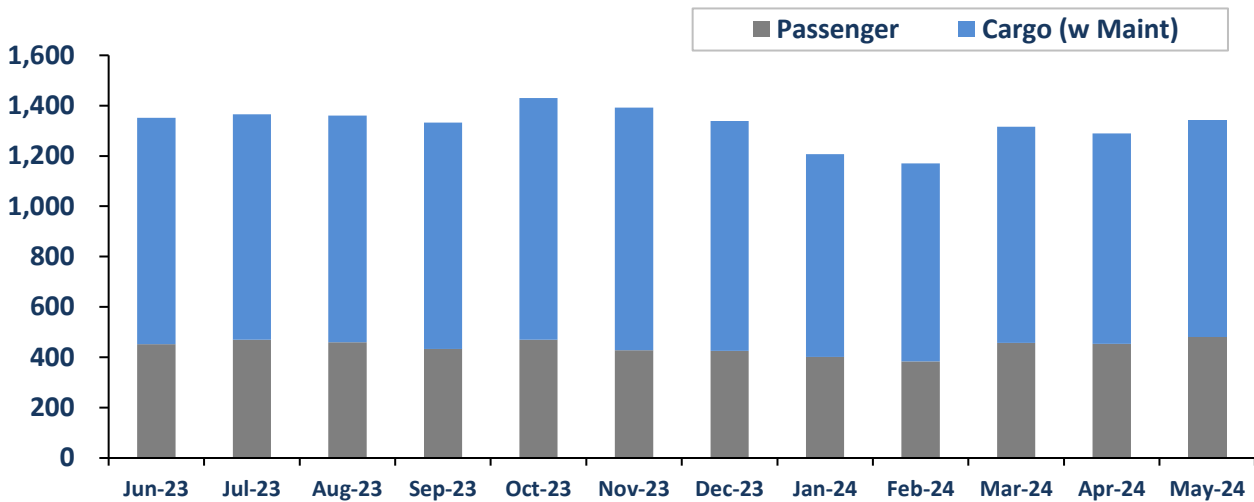
## Cargo Volume



### Comments:

- Total cargo in the month of May 2024 was 165,876 tons compared to May 2023 tonnage of 180,601, a decrease of 8.2 percent.
- Year to date, cargo tonnage is 787,952, a decrease of 6.1 percent.

## Landed Weight



### Comments:

- Landed weight from passenger operations in the month of May 2024 increased 13.1 percent to 481.3 million pounds compared to 425.5 million pounds in May 2023.
- Landed weight from cargo operations in the month of May 2024 decreased 5.8 percent to 861.5 million pounds compared to 914.3 million pounds in May 2023.
- Total landed weight in May 2024 increased 0.2 percent compared to May 2023. YTD, total landed weight has increased 1.7 percent.