

AIR SERVICE REPORT

CVG Airport Authority

OCTOBER 21, 2024

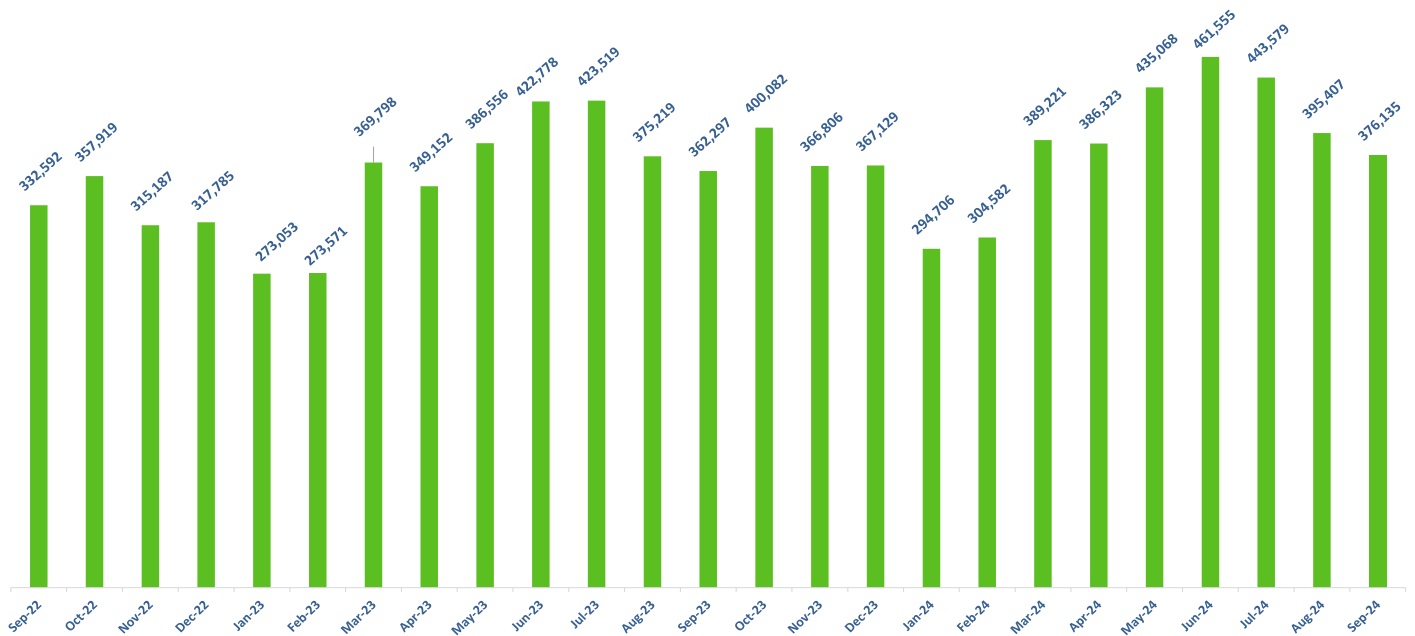


Cincinnati/Northern Kentucky International Airport

Air Service Report

September 2024

Passenger Enplanements



Comments:

- Enplanements in September 2024 were 376,135, an increase of 3.8 percent compared to September 2023.
- Year to date, enplanements are 3,486,576, an increase of 7.7 percent compared to 2023.

Passenger Carrier Enplanements

September 2024	Enplaned Passengers			
	Monthly	% '24 vs '23	YTD	% '24 vs '23
Air Canada	2,765	6.3%	21,283	22.2%
American	76,286	7.8%	681,264	11.1%
Delta	141,481	3.0%	1,212,800	5.1%
United	45,776	5.8%	357,029	6.8%
Alaska	4,086	-13.3%	35,412	-6.2%
Allegiant	27,090	23.0%	366,524	-9.5%
British Airways	4,276	21.0%	31,584	119.3%
Frontier	47,908	-0.2%	522,091	30.7%
Southwest	21,994	-14.6%	200,099	-3.3%
Sun Country	928	-44.3%	11,512	-6.3%
Breeze	2,462	19.1%	31,341	27.1%
Other Scheduled Flights	627	8.5%	6,851	-20.6%
Non-Scheduled Flights	456	100.0%	8,786	16.2%
Total	376,135	3.8%	3,486,576	7.7%

Comments :

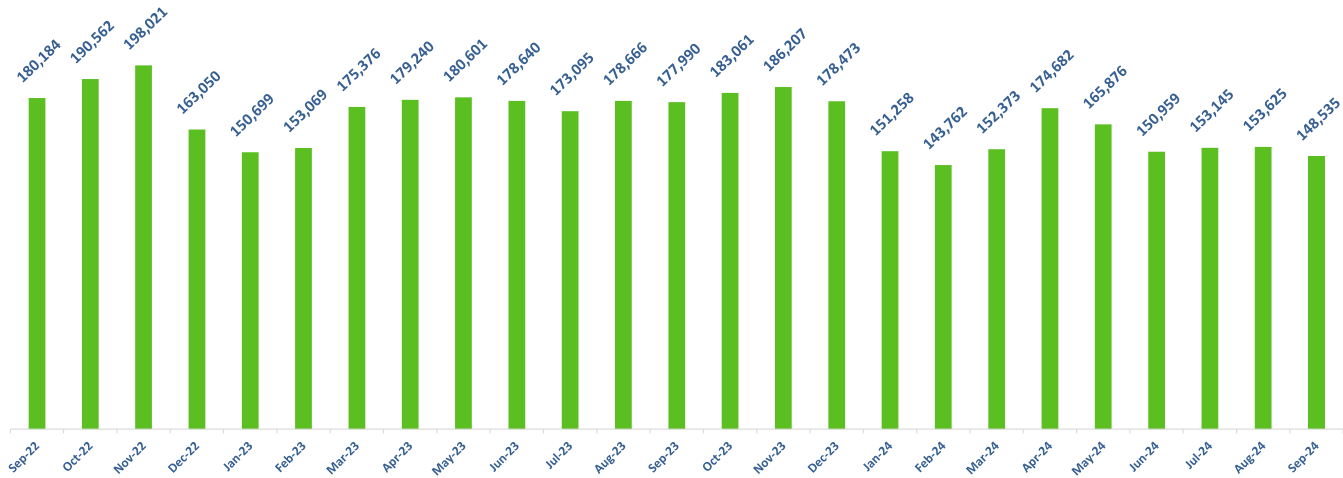
- Scheduled daily departures ranged in number from a low of 106 on Tuesdays to a high of 144 on Sundays. On average, CVG had 125 scheduled daily departures in September.
- Nonstop Cities – In September airlines offered nonstop scheduled service to 46 domestic destinations and 4 international destinations.

Cincinnati/Northern Kentucky International Airport

Air Service Report

September 2024

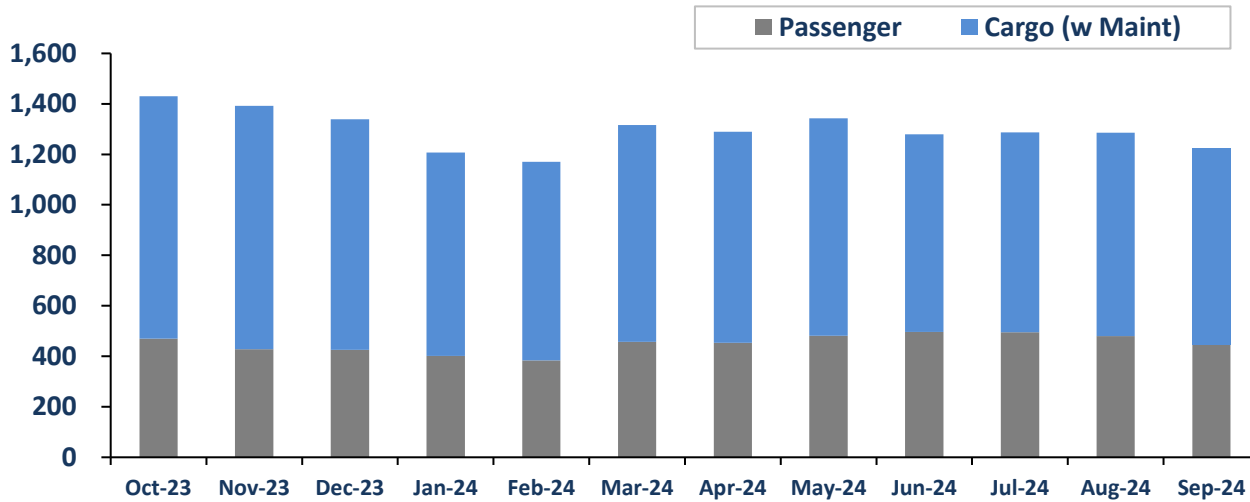
Cargo Volume



Comments:

- Total cargo in the month of September 2024 was 148,535 tons compared to September 2023 tonnage of 177,990, a decrease of 16.5 percent.
- Year to date, cargo tonnage is 1,394,215 a decrease of 9.9 percent.

Landed Weight



Comments:

- Landed weight from passenger operations in the month of September 2024 increased 2.9 percent to 445.2 million pounds compared to 432.6 million pounds in September 2023.
- Landed weight from cargo operations in the month of September 2024 decreased 13.2 percent to 780.3 million pounds compared to 899.4 million pounds in September 2023.
- Total landed weight in September decreased 8.0 percent compared to September 2023. YTD, total landed weight is down 1.9 percent.