

AIR SERVICE REPORT

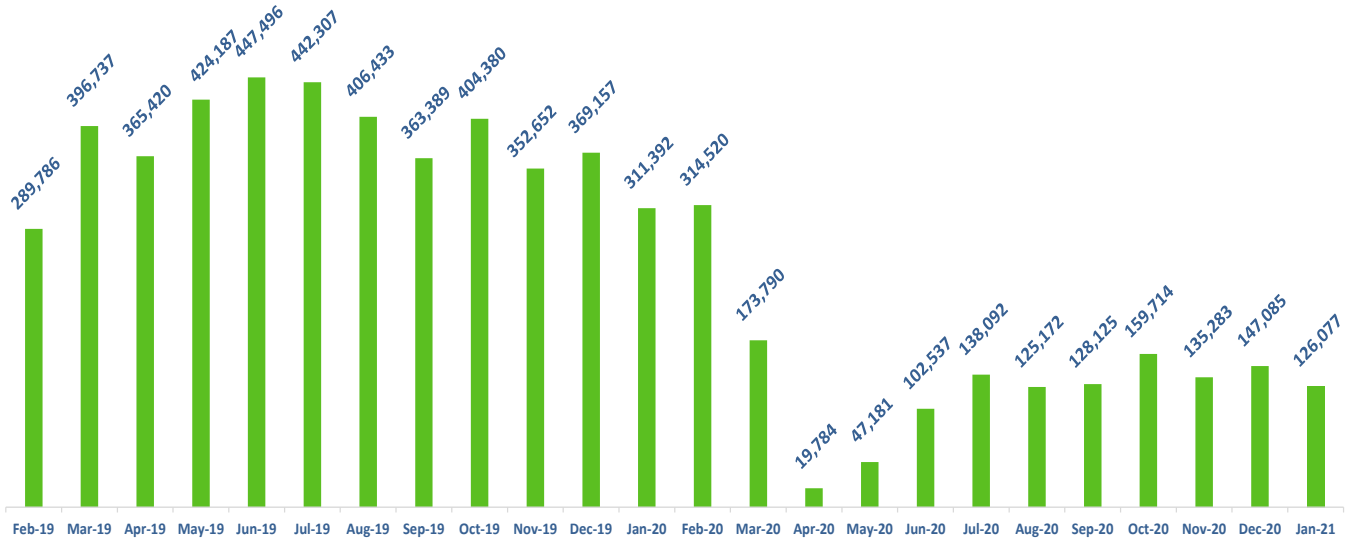
Kenton County Airport Board

FEBRUARY 15, 2021



Cincinnati/Northern Kentucky International Airport Air Service Report January 2021

Passenger Enplanements



Comments:

- Total enplanements for January 2021 were 126,077, a decrease of 59.5 percent year-over-year compared to the enplanements in January 2020 of 311,392.

Passenger Carrier Enplanements

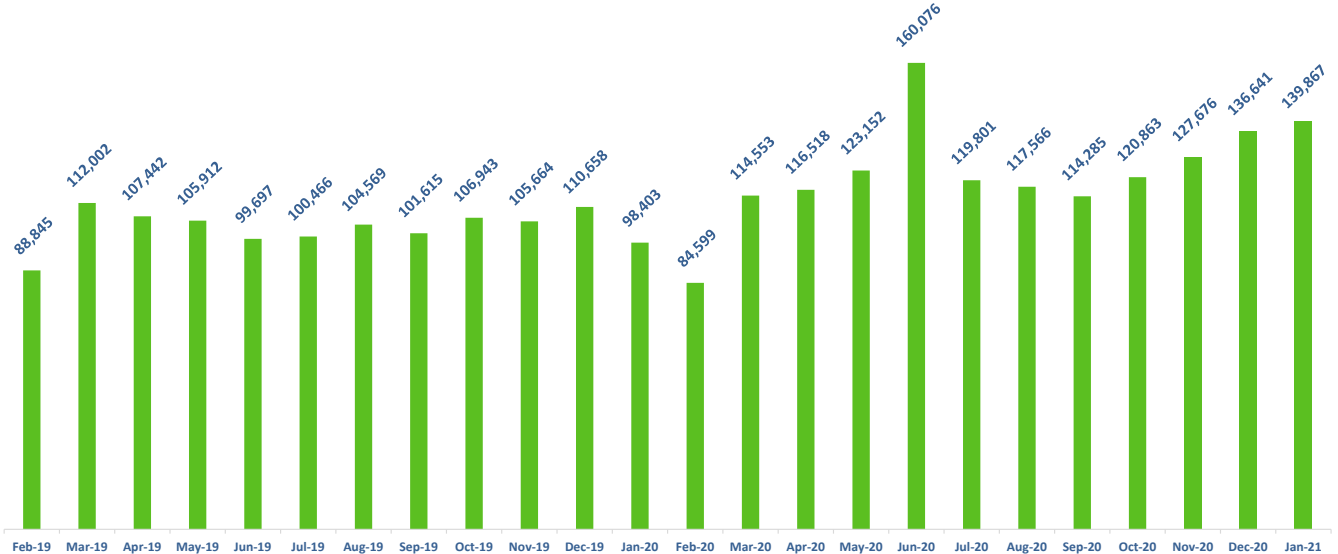
January 2021	Enplaned Passengers			
	Monthly	% '21 vs '20	YTD	% '21 vs '20
Air Canada	-	-100.0%	-	-100.0%
American	20,552	-57.3%	20,552	-57.3%
Delta	44,818	-69.4%	44,818	-69.4%
United	12,285	-56.6%	12,285	-56.6%
Allegiant	20,427	-36.4%	20,427	-36.4%
Frontier	18,274	-46.3%	18,274	-46.3%
Southwest	9,401	-51.8%	9,401	-51.8%
Other Scheduled Flights	0	-100.0%	0	-100.0%
Non-Scheduled Flights	320	-16.0%	320	-16.0%
Total	126,077	-59.5%	126,077	-59.5%

Comments:

- Scheduled daily departures ranged in number from a low of 47 on Tuesdays to a high of 82 on Fridays. On average, CVG had 68 scheduled daily departures in January.
- Nonstop Cities - In January, airlines offered nonstop scheduled service to 38 domestic destinations and one International destination.

Cincinnati/Northern Kentucky International Airport Air Service Report January 2021

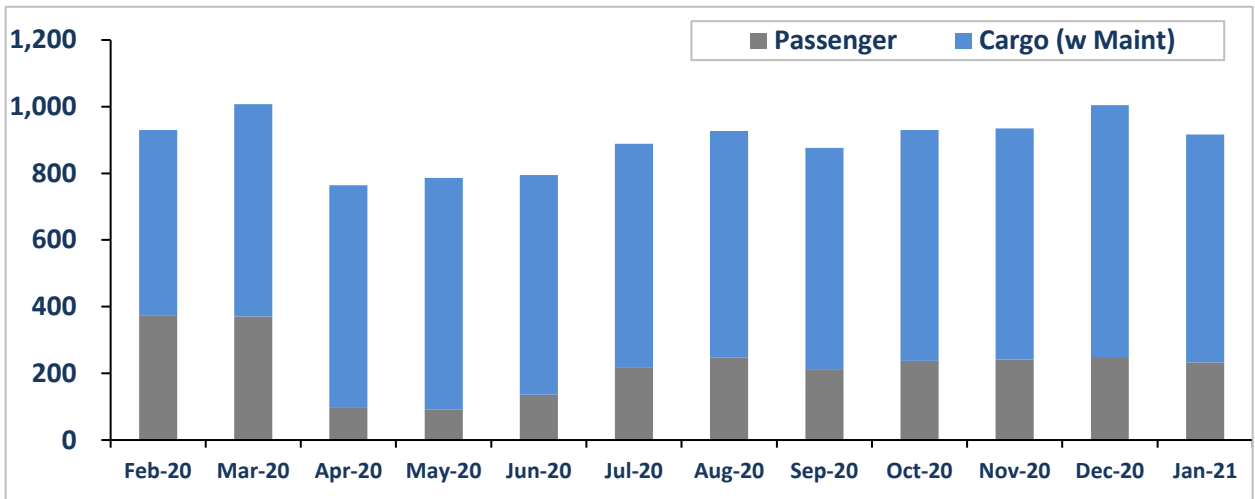
Cargo Volume



Comments:

- Total cargo in the month of January 2021 was 139,867 tons compared to January 2020 tonnage of 98,403, an increase of 42.1 percent.

Landed Weight



Comments:

- Landed weight from passenger operations in the month of January 2021 decreased 40 percent to 232.8 million pounds compared to 388.6 million pounds in January 2020.
- Landed weight from cargo operations in the month of January 2021 increased 13 percent to 683.9 million pounds compared to 605.6 million pounds in January 2020.