

AIR SERVICE REPORT

CVG Airport Authority

JUNE 19, 2023


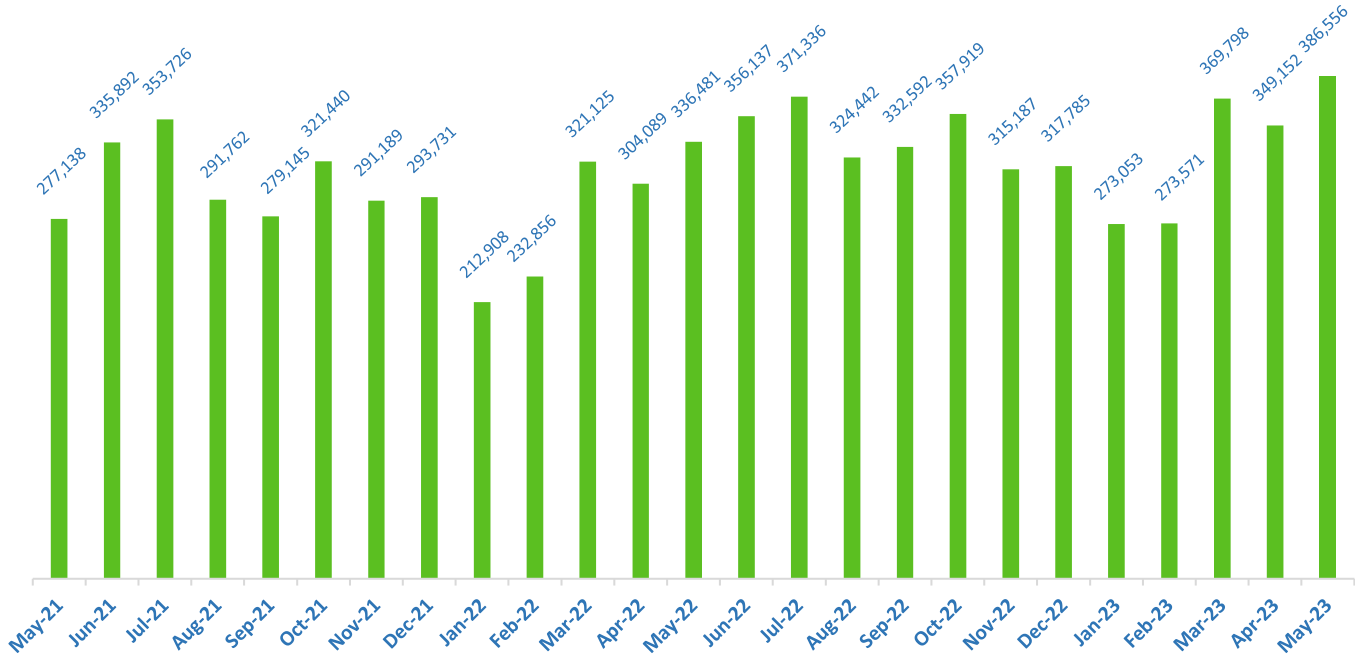


Photo by Steve Ziegelmeyer

CVG

Cincinnati/Northern Kentucky International Airport Air Service Report May 2023

Passenger Enplanements



- Total enplanements in May 2023 were 386,556, an increase of 14.9% compared to enplanements of 336,481 in May 2022.
- Year to date, total enplanements are 1,652,130, an increase of 17.3% compared to 2022.

Passenger Carrier Enplanements

May 2023	Enplaned Passengers			
	Monthly	% '23 vs '22	YTD	% '23 vs '22
Air Canada	2,619	157.5%	6,380	527.3%
American	72,942	5.4%	320,830	14.2%
Delta	135,810	14.7%	591,103	14.7%
United	44,199	11.9%	176,617	28.1%
Alaska	4,594	-1.4%	18,429	2.6%
Allegiant	45,173	-3.9%	202,873	3.2%
Frontier	49,548	27.7%	214,856	33.4%
Southwest	24,969	58.4%	102,117	16.2%
Sun Country	1,270	100.0%	1,915	149.0%
Breeze Air	3,663	100.0%	9,196	100.0%
Other Scheduled Flights	876	-19.6%	3,577	7.0%
Non-Scheduled Flights	893	-15.2%	4,237	-1.5%
Total	386,556	14.9%	1,652,130	17.4%

- Steady increase in traffic as carrier networks readjust schedules before summer schedules.
- CVG had an 11.9% Increase (+391) in Scheduled Flights vs May 2022 adding 21.9% more seats (81,917)
- Average of 118.5 Flights per day vs 105.9 the previous year

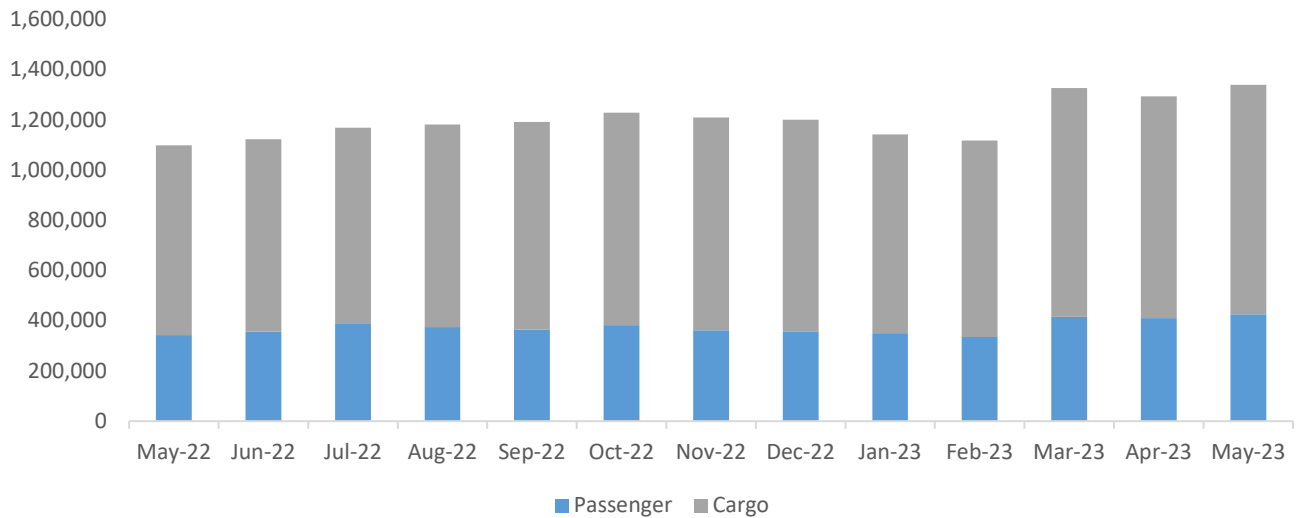
Cincinnati/Northern Kentucky International Airport Air Service Report May 2023

Cargo Volume



- May 2023 Cargo Tonnage up 29% compared to May 2022
- Air Cargo volumes increased 15% YTD compared to the same period last year

Landed Weight



- Landed Weight Totals are up 22% compared to May 2022 and 19.6% y/y