



Embrace What's Next

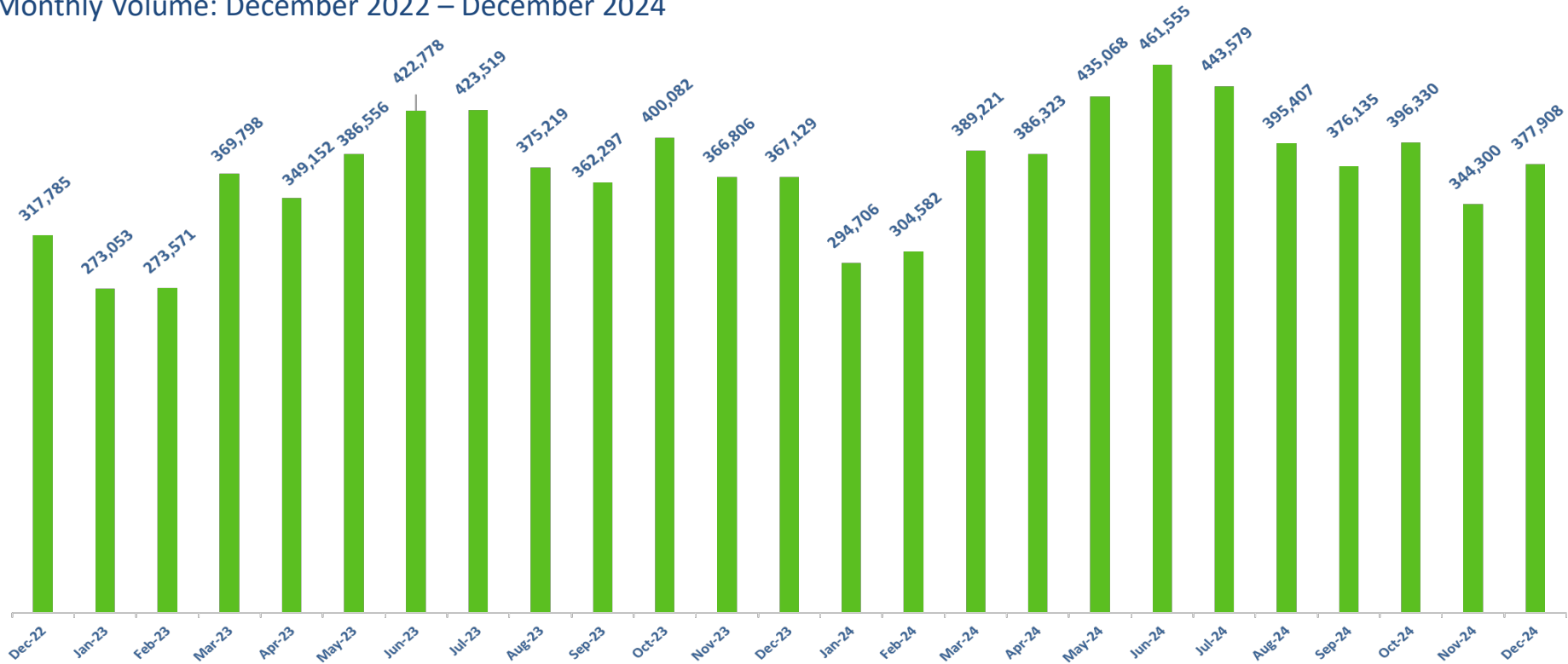


**CVG Airport Authority
Air Service Update
January 21, 2025**

Monthly Enplaned Passenger Trend



Monthly Volume: December 2022 – December 2024



December 2024 Enplanements were up 2.9% YOY, YTD +5.4% compared to 2023

Enplaned Passenger Detail by Carrier

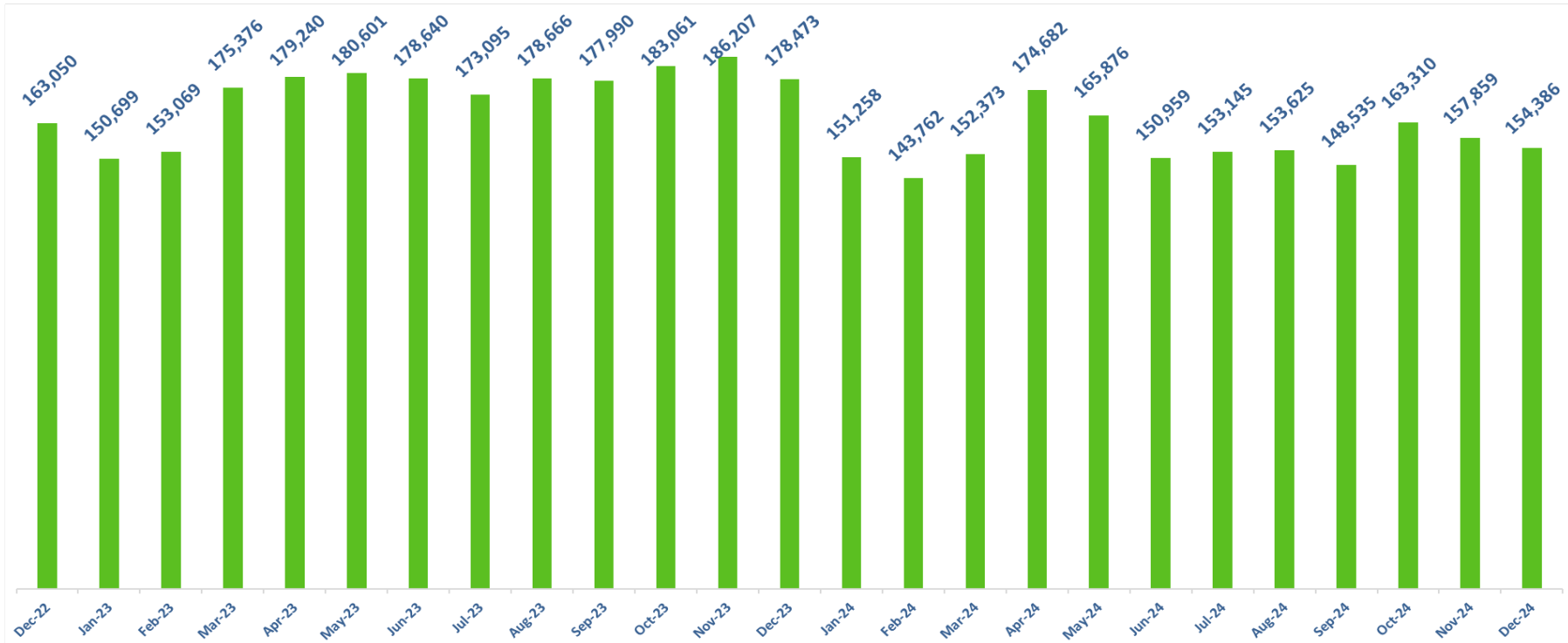


December 2024	Enplaned Passengers			
	Monthly	% '24 vs '23	YTD	% '24 vs '23
Air Canada	1,723	8.9%	26,414	14.2%
American	70,485	4.8%	907,303	9.5%
Delta	133,395	5.9%	1,610,799	4.1%
United	40,308	-13.6%	479,546	5.2%
Alaska	4,010	14.4%	47,114	-3.2%
Allegiant	38,742	18.9%	470,300	-8.7%
British Airways	2,981	4.0%	41,588	75.6%
Frontier	61,395	-1.0%	685,981	18.1%
Southwest	21,854	3.9%	265,663	-3.9%
Sun Country	625	261.3%	14,683	-5.9%
Breeze	868	-63.5%	35,032	11.1%
Other Scheduled Flights	558	1.6%	8,332	-20.5%
Non-Scheduled Flights	964	78.2%	12,359	5.0%
Total	377,908	2.9%	4,605,114	5.4%

Monthly Cargo Tonnage Trend



Monthly Volume: December 2022 – December 2024

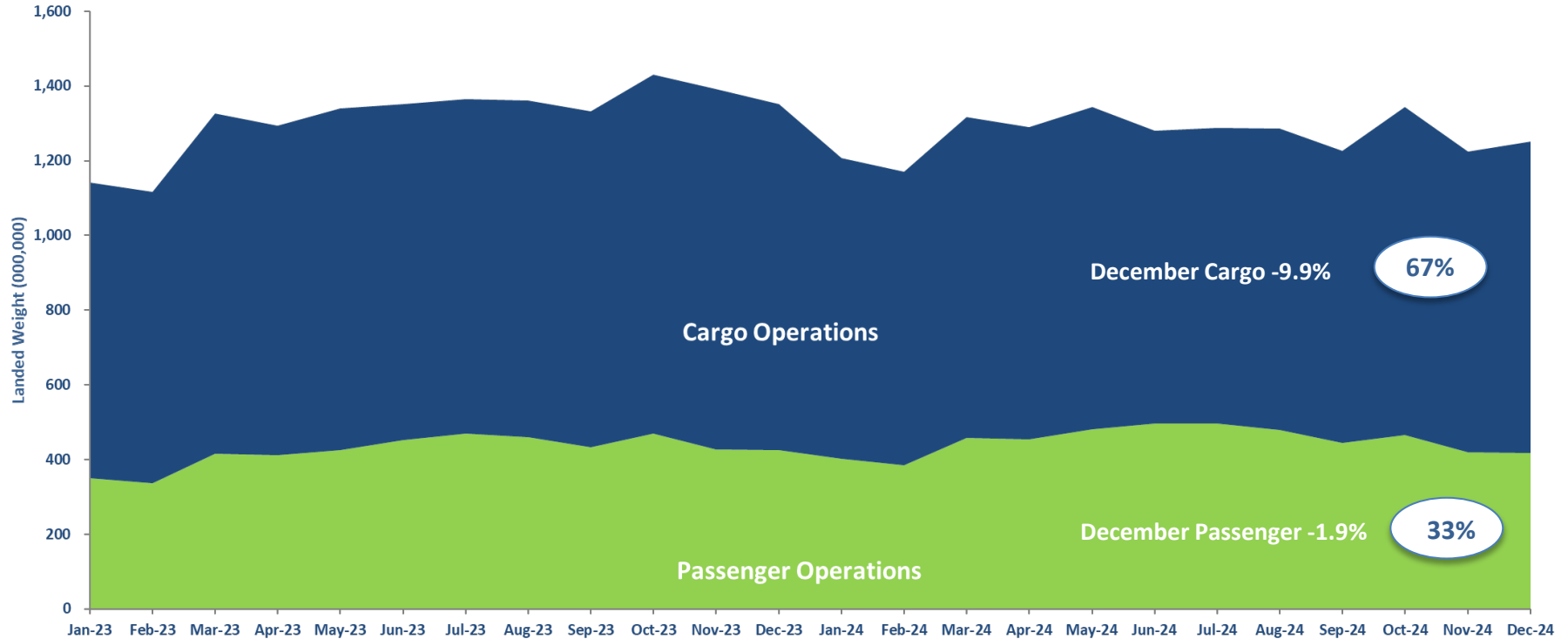


December cargo volume 154,386 tons, -13.5 percent YOY; YTD -10.8 percent

Monthly Landed Weight Trend



Landed weight (1,000 lbs) by Operation Type January 2023 – December 2024



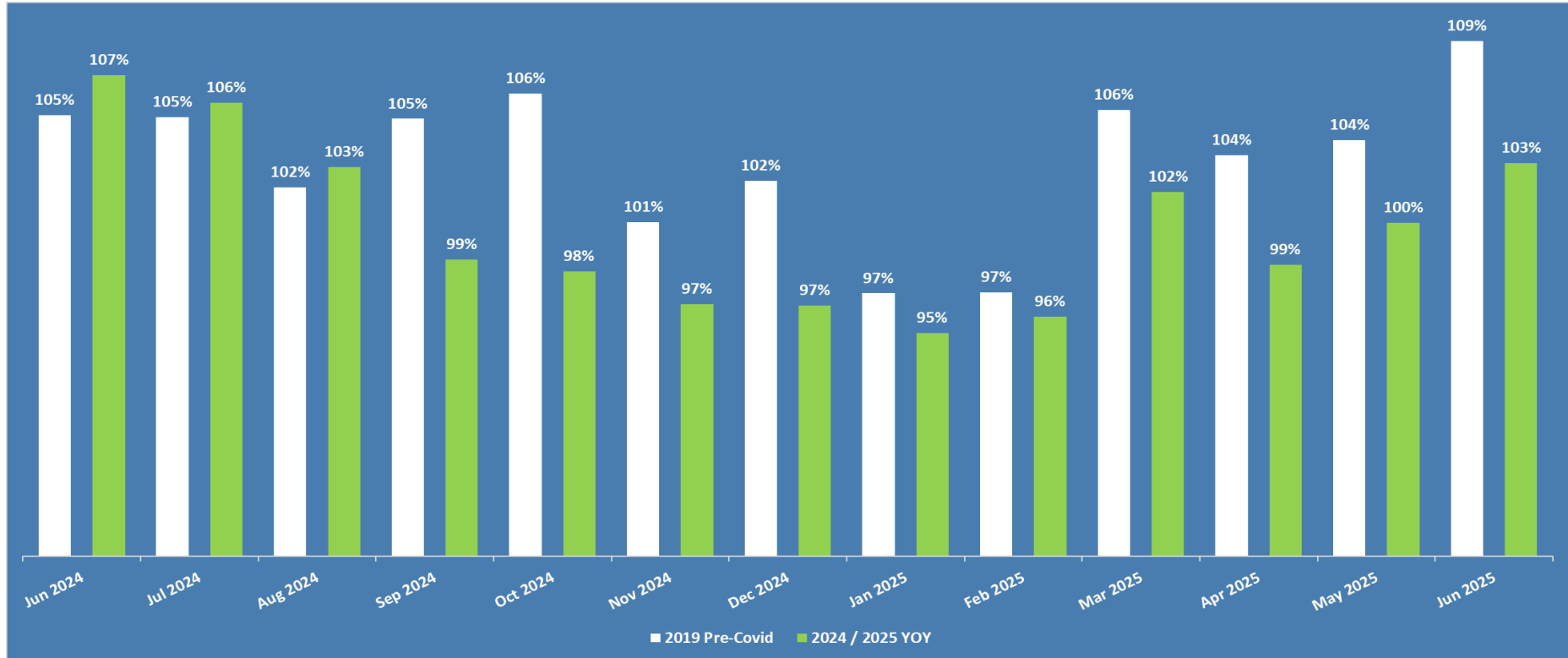
December 2024 overall landed weight decreased 7.4 percent; YTD down 3.7 percent compared to 2023

*Comparisons are made to 2023 figures

Source: CVG Airport Statistics: Landed Weight Data

Industry Updates

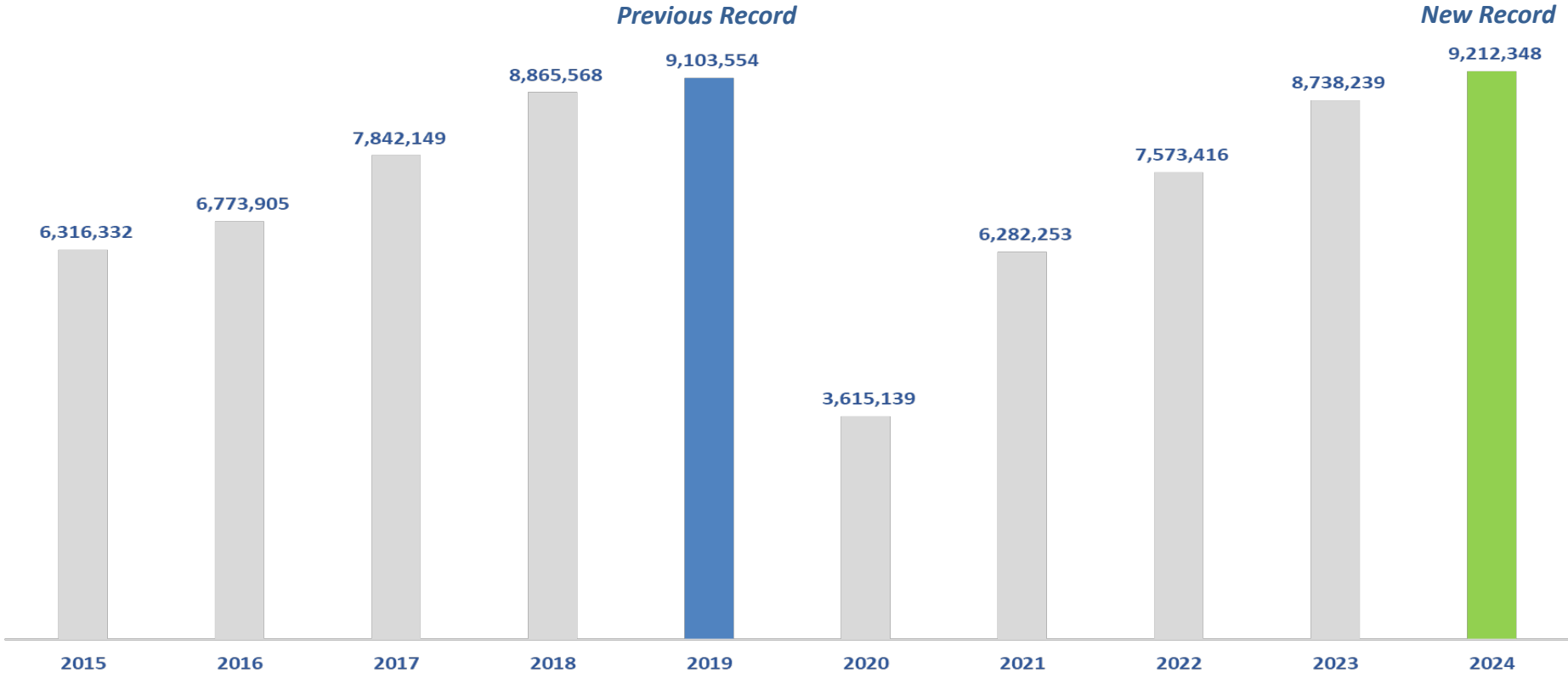
CVG COVID Seat Capacity Recovery



CVG Domestic Seat Capacity Trends Continue to grow compared to Pre-Covid 2019 Levels

Source: Diio/Cirium: Monthly Schedule Report - CVG Total Domestic Seat Volume (June 2024 – June 2025) compared to 2019 (Pre-Covid) & YOY as of January 17, 2024

Air Service Updates – Record Year for CVG Local Passengers



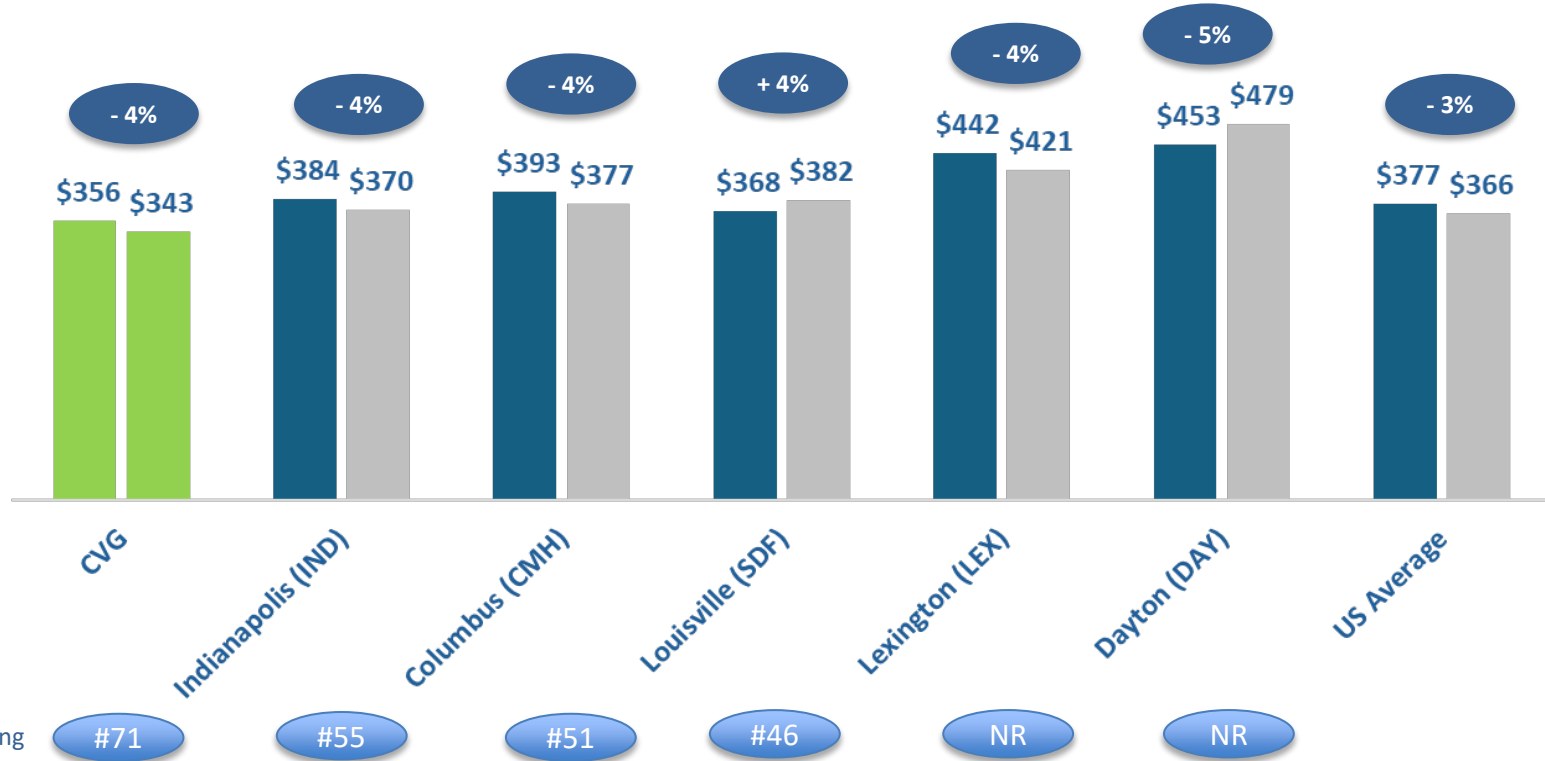
Calendar Year 2024 +5.4% ; New All-Time Record For Local O&D Enplanements @ CVG

Air Service Updates – Average Fares



Top 100 Airports - DOT Air Fare Report – 3Q 2024

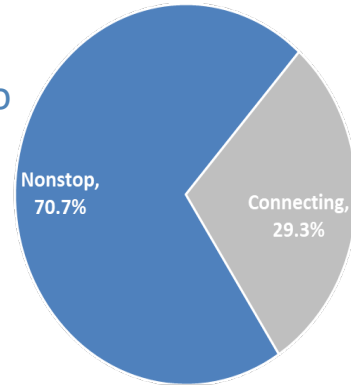
■ 3Q 2023
■ 3Q 2024



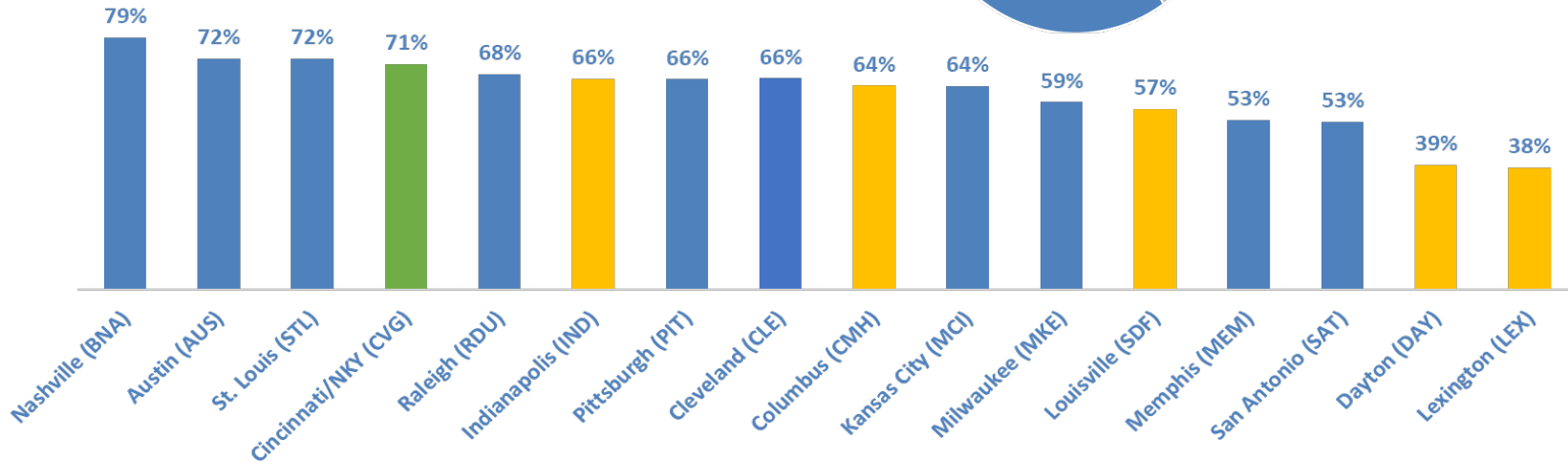
Top 100 Ranking

3Q 2024 Nonstop Travel Profile

- CVG Leads the Region in domestic nonstop travel ratio
- More than 7 out of 10 passengers originating at CVG travel nonstop to their destination.



CVG - LTM 3Q24	
Connecting City	% of Passengers
Atlanta (ATL)	5.9%
Charlotte (CLT)	3.1%
Dallas (DFW)	2.8%
Chicago - ORD	2.5%
Denver (DEN)	2.6%
Chicago - MDW	1.7%
Detroit (DTW)	1.4%
Salt Lake City (SLC)	1.4%
Minneapolis (MSP)	1.4%
Baltimore (BWI)	1.0%
Other	5.5%





CVG



55+ nonstop flights

Air Service Updates



Frontier

- CVG to Austin, Texas – Launching March 7, 2025
- Airbus A321neo (240 Seats)
- 2x Weekly (Friday & Monday)



Allegiant

- CVG to Gulf Shores, Alabama – Starting May 22, 2025
- 2x Weekly (Thursday & Sunday)
- CVG to Portland, Oregon – Starting May 23, 2025
- 2x Weekly (Friday & Monday)



Air Canada

- CVG to Montreal – Launching May 22, 2025
- CRJ-900 Aircraft (76 Seats) – 12 Business, 64 Economy
- Daily Summer Seasonal



Alaska

- CVG to Seattle – Second Daily Launching June 12, 2025
- Boeing 737-900 (171 Seats)
- 2x Daily Summer 2025 (until August 19th)



CVG

Embrace What's Next

