

# AIR SERVICE REPORT

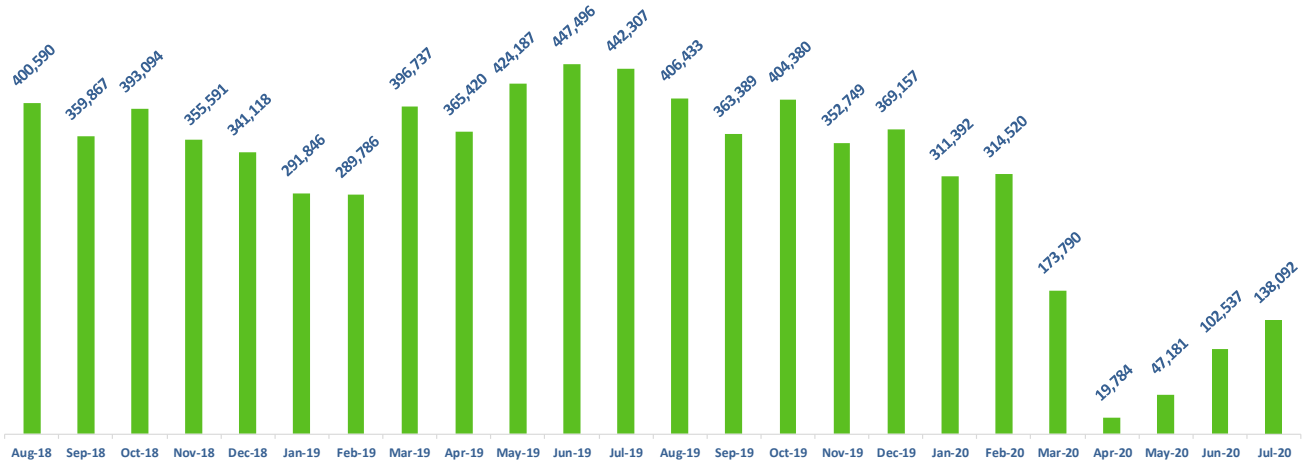
Kenton County Airport Board

AUGUST 17, 2020



# Cincinnati/Northern Kentucky International Airport Air Service Report July 2020

## Passenger Enplanements



### Comments:

- Total enplanements for July 2020 were 138,092, a decrease of 68.8 percent year-over-year compared to the enplanements in July 2019 of 442,307.
- Year to date total enplanements are down 58.3 percent compared to 2019.

## Passenger Carrier Enplanements

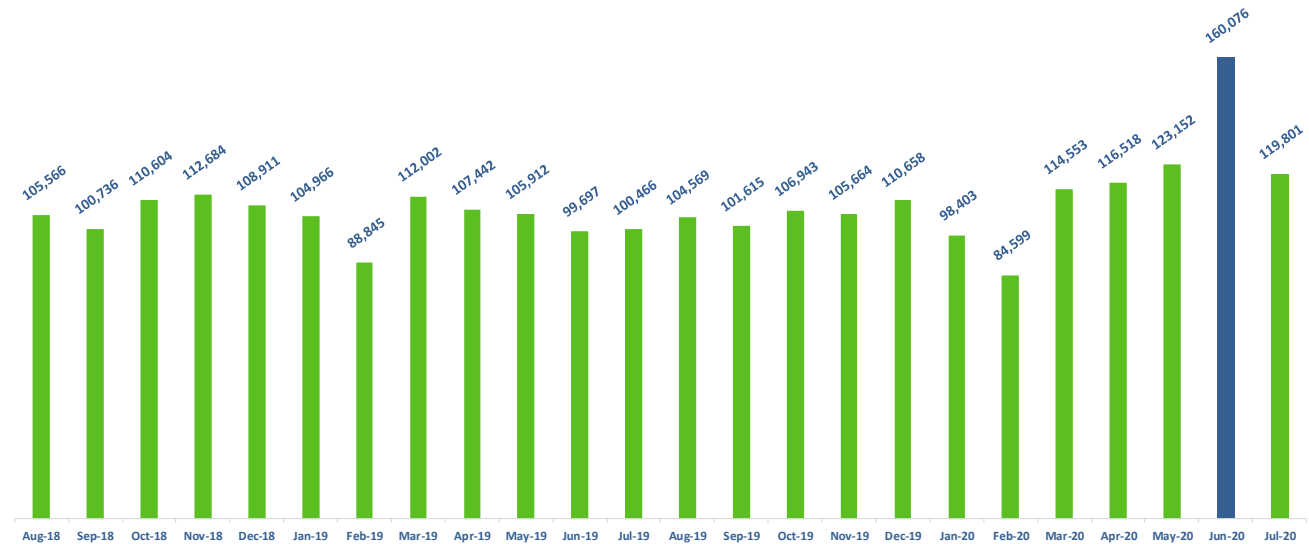
July 2020	Enplaned Passengers			
	Monthly	% '20 vs '19	YTD	% '20 vs '19
Air Canada	-	-100.0%	5,090	-73.8%
American	27,877	-50.8%	190,940	-47.4%
Delta	29,351	-84.3%	427,282	-64.5%
United	10,461	-77.9%	89,554	-68.7%
Allegiant	40,855	-35.6%	193,253	-42.5%
Frontier	18,549	-65.2%	122,289	-52.6%
Southwest	10,999	-61.1%	76,076	-56.8%
Other Scheduled Flights	0	-100.0%	1,259	-80.7%
Non-Scheduled Flights	0	-100.0%	1,553	-80.5%
<b>Total</b>	<b>138,092</b>	<b>-68.8%</b>	<b>1,107,296</b>	<b>-58.3%</b>

### Comments:

- Scheduled daily departures ranged in number from a low of 60 on Tuesdays to a high of 79 on Fridays. On average, CVG had 71 scheduled daily departures in July.
- Nonstop Cities - In July, airlines offered nonstop scheduled service to 38 domestic destinations. International destinations were suspended in July due to COVID-19.

# Cincinnati/Northern Kentucky International Airport Air Service Report July 2020

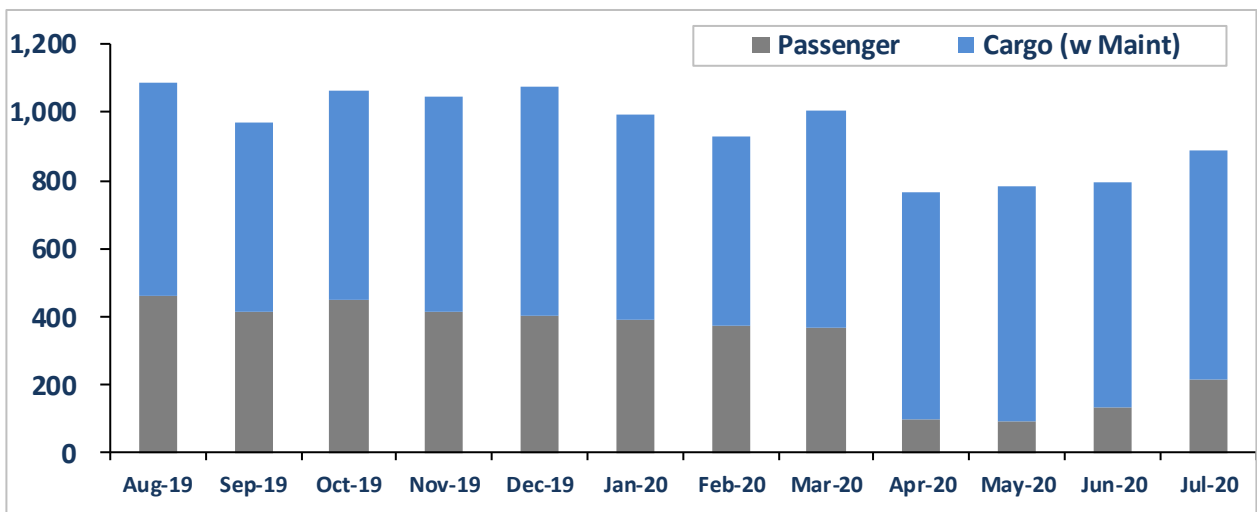
## Cargo Volume



### Comments:

- Total cargo in the month of July 2020 was 119,801 tons compared to July 2019 tonnage of 100,466, an increase of 19.5 percent.
- Year to date cargo tonnage is up 13.6 percent compared to 2019.

## Landed Weight



### Comments:

- Landed weight from passenger operations in the month of July 2020 decreased 53.9 percent to 216.6 million pounds compared to 469.8 million pounds in July 2019.
- Landed weight from cargo operations in the month of July 2020 increased 16 percent to 671.6 million pounds compared to 579.0 million pounds in July 2019.