



Embrace What's Next

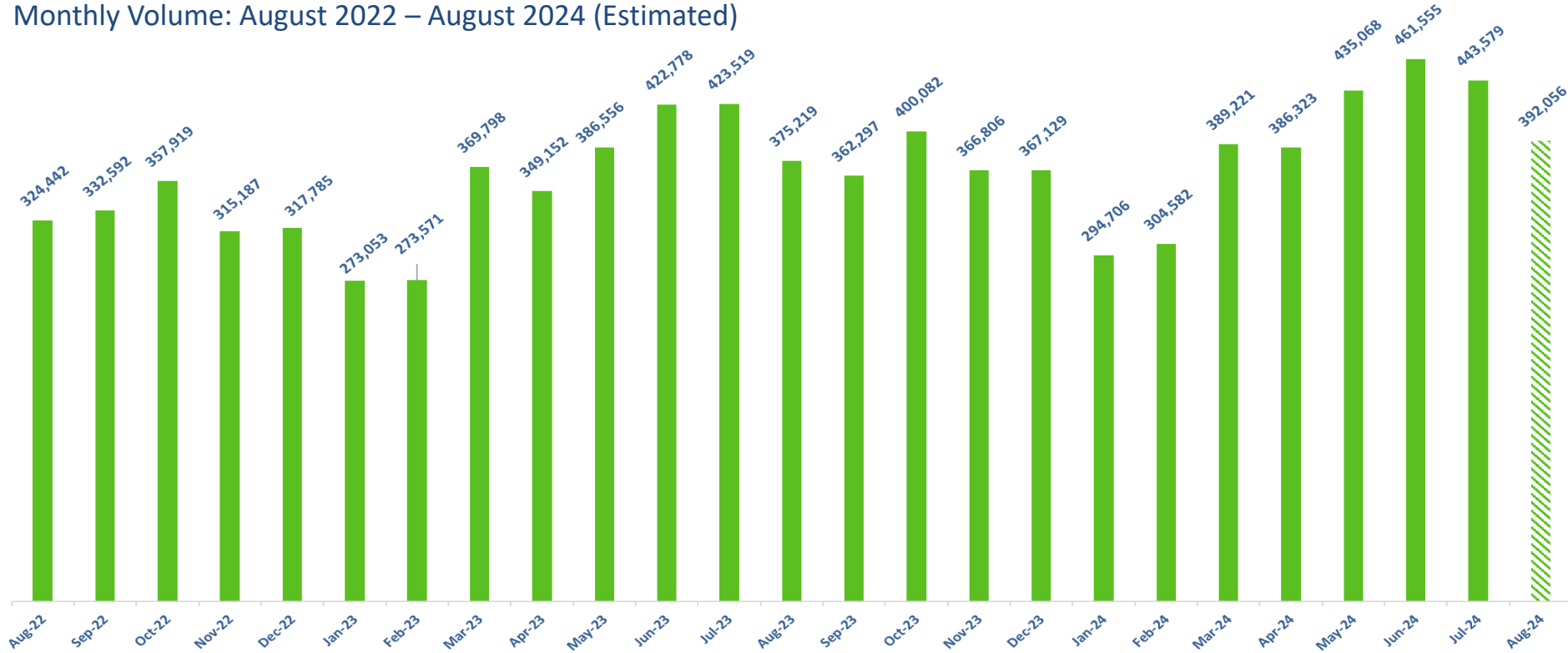


**CVG Airport Authority
Air Service Update
September 16, 2024**

Monthly Enplaned Passenger Trend



Monthly Volume: August 2022 – August 2024 (Estimated)



August 2024 enplanements increased YOY an estimated 4.5 percent YOY; YTD +8.1 percent

Enplaned Passenger Detail by Carrier

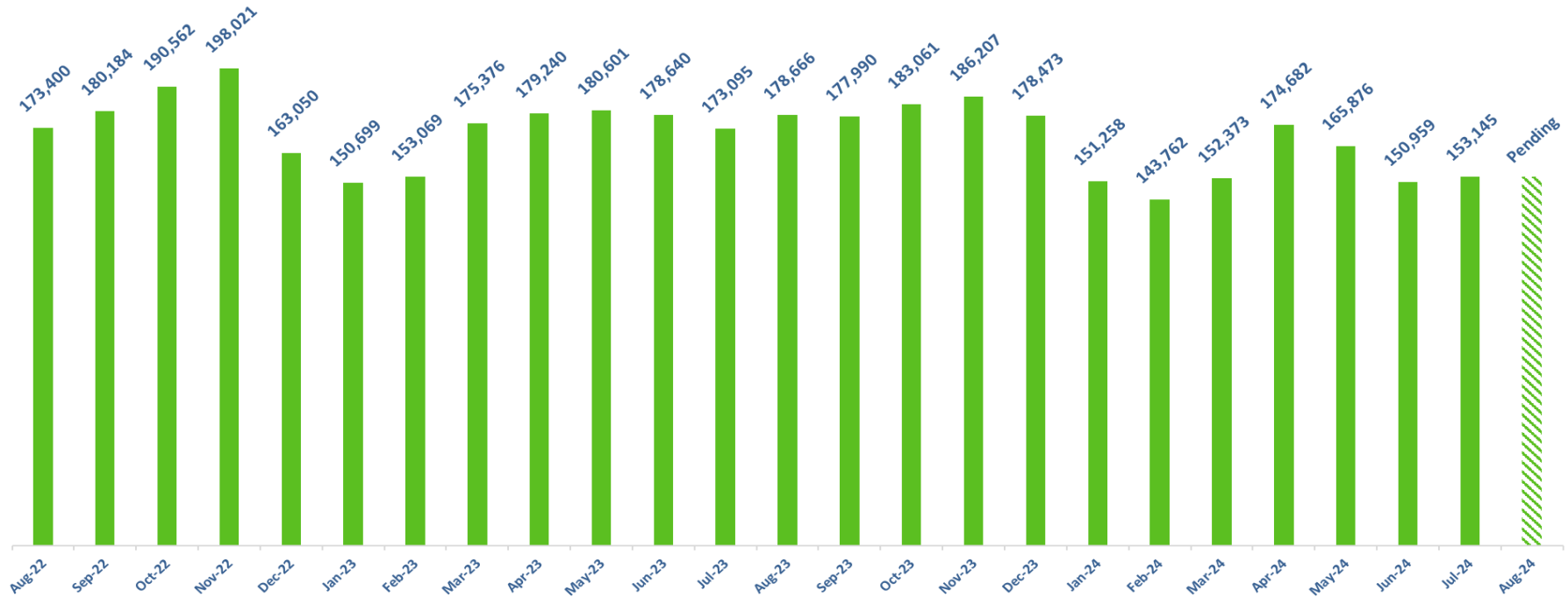


August 2024 (Estimated)	Enplaned Passengers			
	Monthly	% '24 vs '23	YTD	% '24 vs '23
Air Canada	2,732	2.7%	18,557	25.2%
American	79,384	18.7%	607,112	11.9%
Delta	139,586	0.7%	1,063,851	4.6%
United	37,429	-13.3%	309,269	6.3%
Alaska	4,861	3.5%	31,326	-5.1%
Allegiant	40,346	-13.3%	343,465	-10.3%
British Airways	4,036	28.1%	27,308	151.2%
Frontier	54,380	43.4%	474,183	34.9%
Southwest	21,974	-10.6%	178,105	-1.7%
Sun Country	1,753	-35.5%	10,584	-0.4%
Breeze	5,151	36.2%	29,076	28.7%
Other Scheduled Flights	424	-10.0%	6,224	-22.6%
Non-Scheduled Flights	0	0.0%	8,030	6.2%
Total	392,056	4.5%	3,107,090	8.1%

Monthly Cargo Tonnage Trend



Monthly Volume: August 2022 – August 2024 (Pending)

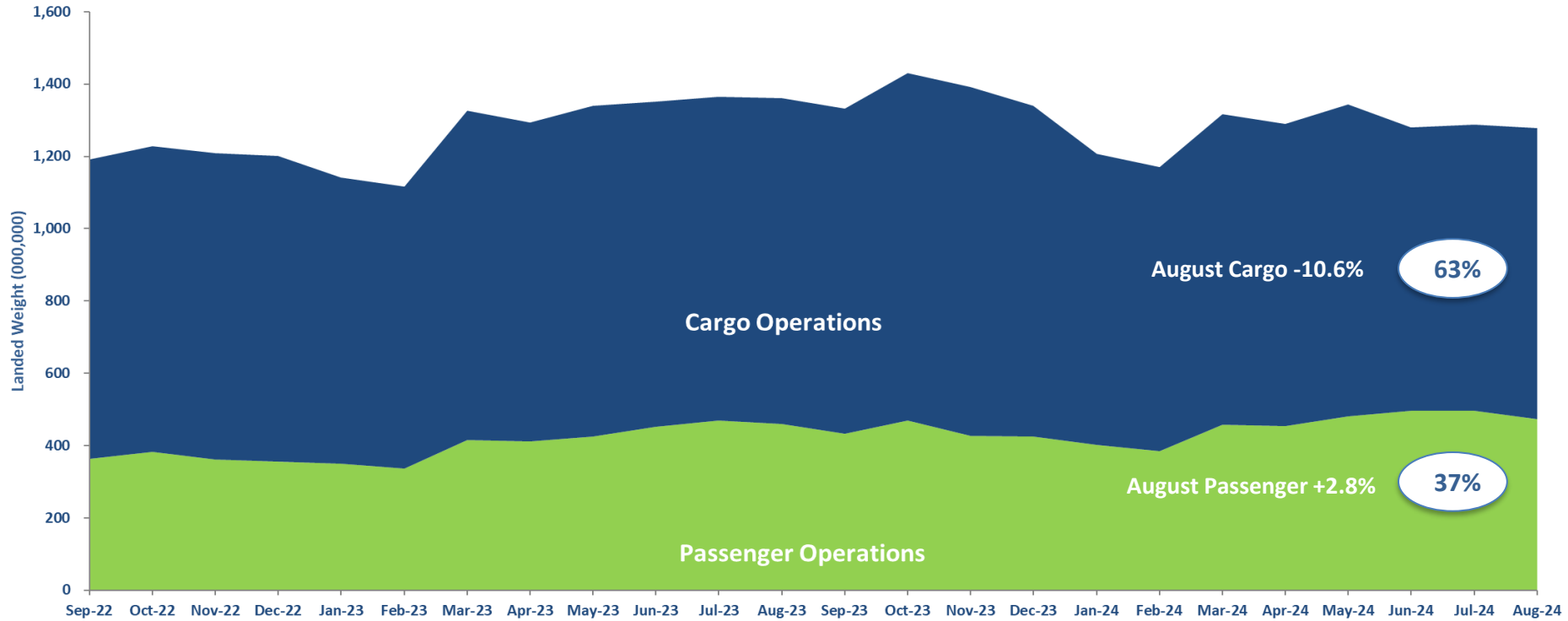


August Tonnage Volumes are Pending; YTD through July 2024, -8.3 percent

Monthly Landed Weight Trend



Landed weight (1,000 lbs) by Operation Type September 2022 – August 2024 (Estimates)



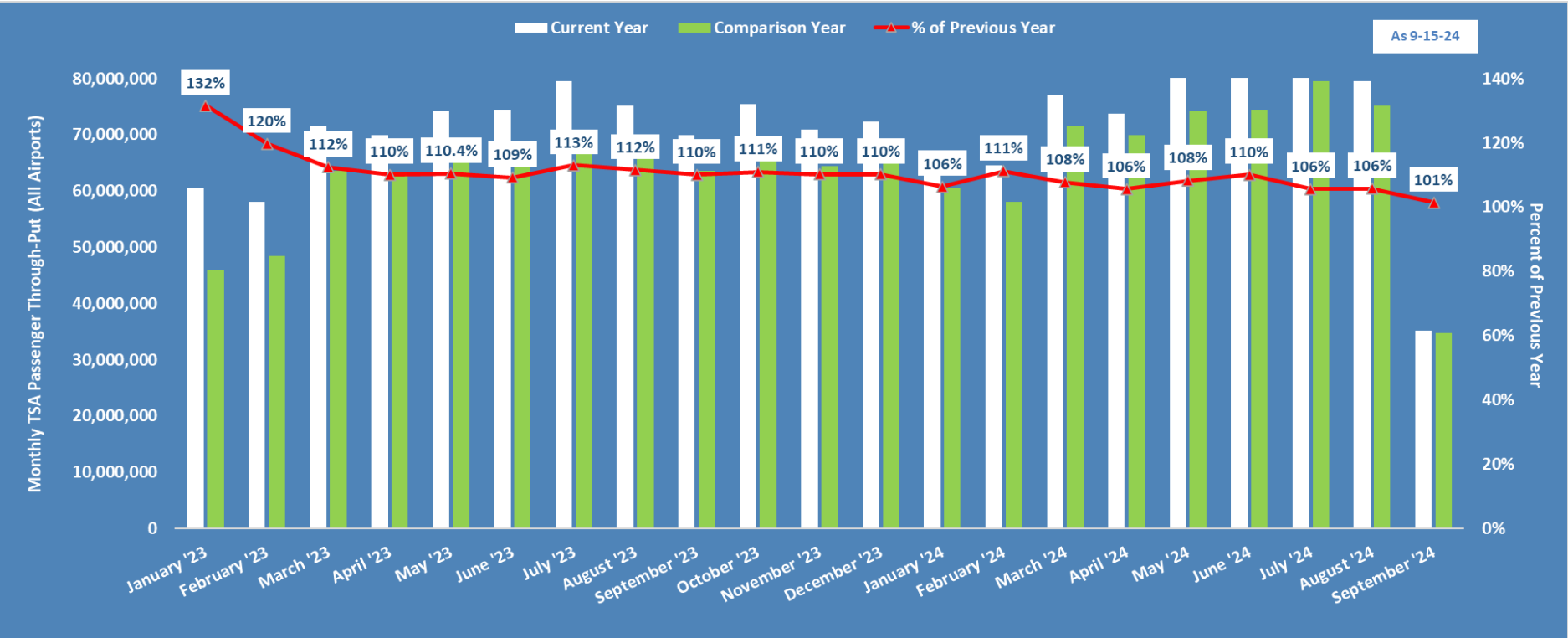
August 2024 estimated overall landed weight decreased 6.1 percent; YTD down 1.2 percent compared to 2023

*Comparisons are made to 2023 figures

Source: CVG Airport Statistics: Landed Weight Data

Industry Updates

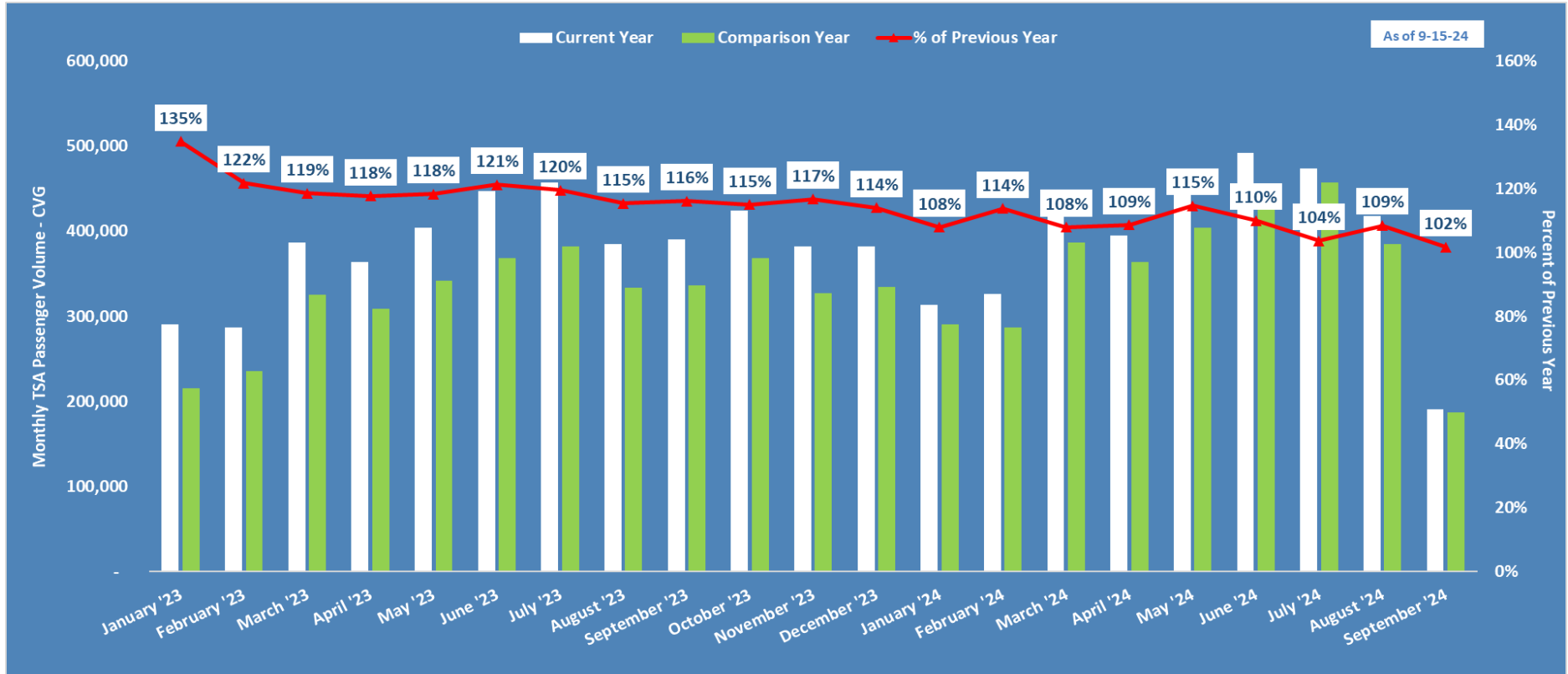
U.S. System – TSA Security YOY Passenger Throughput Trend



August National TSA Throughput was 106% of 2023 Levels, September 2024 trends continue to be positive @ 101%

Source: TSA checkpoint travel numbers (tsa.gov) as of September 15, 2024 (Comparison YOY)

CVG – TSA Security YOY Passenger Throughput Trend



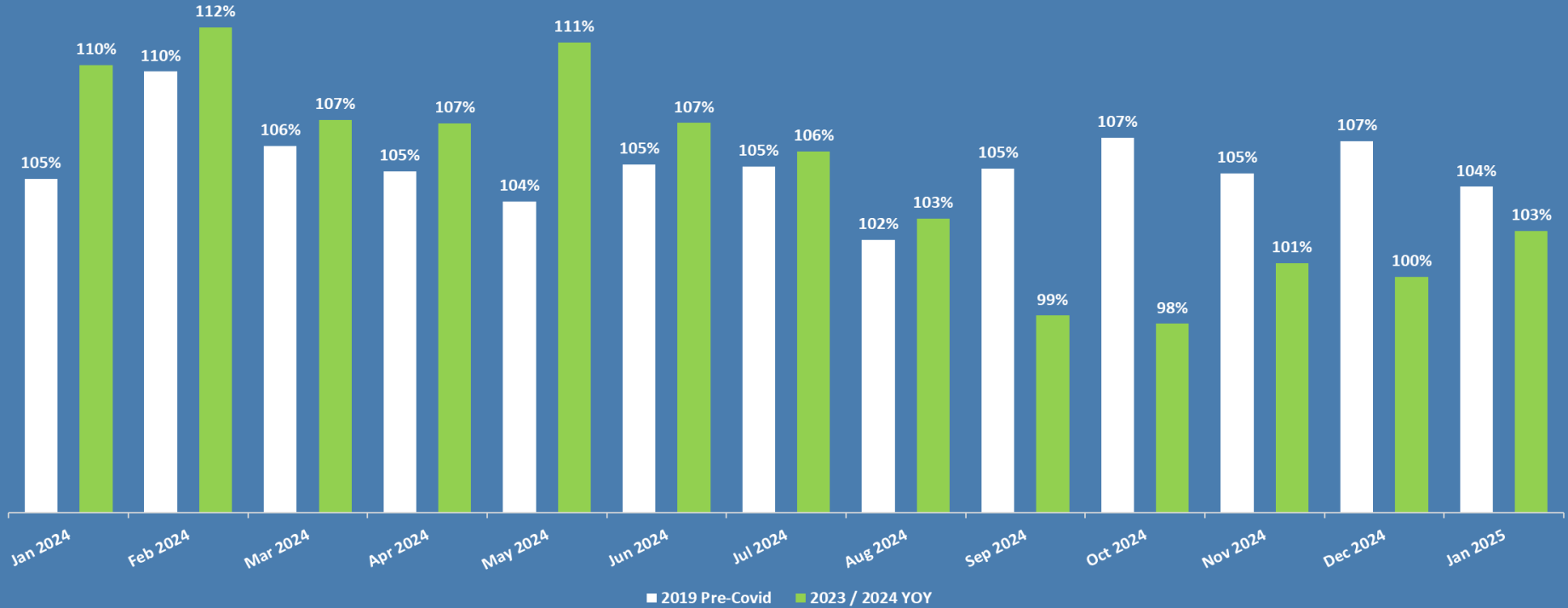
CVG TSA passenger throughput trends showing consistent Year Over Year growth through 2024

Source: TSA checkpoint travel numbers (tsa.gov) as of September 15, 2024 (Comparison YOY)

CVG COVID Seat Capacity Recovery



CVG Domestic Seat Capacity Recovery Trend 2024 YOY & compared to 2019 (Pre-Covid)



CVG Domestic Seat Capacity Trends Exceeding 2019 Levels & Growing Year over Year

Source: Diio/Cirium: Monthly Schedule Report - CVG Total Domestic Seat Volume (January 2024– January 2025) compared to 2019 (Pre-Covid) & YOY as of September 12, 2024



CVG



55+ nonstop flights

Air Canada

- CVG to Montreal – Launching May 22, 2025
- CRJ-900 Aircraft (76 Seats) – 12 Business, 64 Economy
- Daily Summer Seasonal
 - 1:15pm Departure / 8:30pm Arrival



Allegiant

- CVG to Melbourne – Launching November 15, 2024
- Airbus A319/A320 (156/186 Seats)
- 2x Weekly (Monday & Friday)
 - 3:55pm Departure / 1:20pm Arrival



Frontier

- CVG to Sarasota – Launching October 12, 2024
- Airbus A320neo (186 Seats)
- 1x Weekly (Saturdays)
 - 5:47pm Departure / 11:03pm Arrival



CVG

Embrace What's Next

