



What we can do for you:

- **Are you looking for suppliers and customers?**

ABRAMS world trade wiki provides you in a split second with companies worldwide that supply or buy your desired product.

- **You want to track the activities of your competitors?**

We offer you a quick overview of their international relations with suppliers and customers as well as detailed information on shipments and products.

- **You assume that your customers also do business with the competition?**

ABRAMS world trade wiki gives you the opportunity to find this out at a glance.

- **Want to analyze your supply chain both upstream and downstream?**

With our platform, you can not only look up to eight levels forward or backward, but also identify intermediaries with just one click.

How it works:

ABRAMS world trade wiki is a business intelligence platform based on Customs Data and Statistical Data from UN Comtrade. Optional maritime Port Data can be added.

Customs Data contain information from bills of lading, such as shipper, consignee, route, product description, weight or value. The shipment content is not only described, but also defined by a customs tariff number, the first 6 digits which are identical worldwide, thus enabling multi-lingual identification of a product or material.

The data is provided by governments and government-related institutions as raw data. After extensive processing and plausibility checks, the information is uploaded to our platform and can then be viewed from different perspectives.

ABRAMS world trade wiki is your companion in the daily challenges of world trade and provides you not only with details on specific case analyses, but also with information for your long-term strategic decisions.

Free Search

Free Search acts as a global search engine of our platform. It allows not only searching for customs tariff numbers, also known as HS codes, but also product names, company names, countries and much more. Filtering and sorting functions enable you to drill down your search to the exact resultset of your specific goals. Searches can be very broad or specific, which can be done by using operators in addition to the filters.

Optionally, you can access Port Data in Free Search to gain insights into international trade relationships that stay hidden, looking at Customs Data only. Discover new countries and company relations you've never seen before.

Free Search

Free Search

Market Intelligence

Sourcing Intelligence

Selling Intelligence

Company Transparency

Supply Chain Intelligence

Competitive Intelligence

Logistics Insights

Profiler



What are you searching for?

200410* (frozen potato*) (patata* congelada*)

Search keyword(s) in multiple languages

1,765,065 entries found



| Shipment | Supplier | Country | Customer | Country | Product Description | HS Code | Marks |
|-----------------------------------|--|--------------------------|---|---------|---|------------------------------|-------|
| 1 2020-11-10 (registration) | Aviko BV Doctor A. Ariensstr. 28, 7221 CD Steenderen, Netherlands | Netherlands | Oxda, S.A. de C.V. Circuito Sandalocol. Villas Del Juncal 300 Leon Guanajuat MX | Mexico | FROZEN FRENCH FRIES (PAPAS CONGELADAS) FROZEN FRENCH FRIES (PAPAS CONGELADAS) FROZEN FRENCH FRIES (PAPAS CONGELADAS) | 20041001 | |
| 2 2018-10-26 (registration) | Borderless Hemispheres, Inc. | United States of America | Alimentos Practicos Y Selectos S.A. de C.V. Avenida De Las Granjas/370/1/Bo San Esteban//San Esteban ... | Mexico | 32N PAPAS CONGELADAS / FROZEN POTATOES DICED SK FY S30 PAPAS CONGELADAS/ FROZEN FRENCH FRIES SSND 1/4 SS B36 PAPAS CONGELADAS/FROZEN FRENCH FRIES 3/8 RC PXL | 20041001, 20049099 | |
| 3 2018-11-16 (registration) | Borderless Hemispheres, Inc. | United States of America | Alimentos Practicos Y Selectos S.A. de C.V. Avenida De Las Granjas/370/1/Bo San Esteban//San Esteban ... | Mexico | R12 PAPAS CONGELADAS/ FROZEN FRENCH FRIES SSND WDG SK 2200D PAPAS CONGELADAS/FROZEN POTATOES MUNCHSKING F T0041 PAPAS CONGELADAS/FROZEN FRENCH FRIES 5/16 RC SK | 20041001, 20049099 | |
| 4 2018-10-10 (registration) | Borderless Hemispheres, Inc. | United States of America | Alimentos Practicos Y Selectos S.A. de C.V. Avenida De Las Granjas/370/1/Bo San Esteban//San Esteban ... | Mexico | 30451 JALAPENOS DE QUESO CONGELADO / BRD CRMCHS 32Q PAPAS CONGELADAS/ STK HSE SL S01 PAPAS CONGELADAS / FROZEN FRENCH FRIES SSND JULI S | 20049099, 20041001, 07101001 | |
| 5 2018-01-18 (registration) | Borderless Hemispheres, Inc. | United States of America | Alimentos Practicos Y Selectos S.A. de C.V. Avenida De Las Granjas/370/1/Bo San Esteban//San Esteban ... | Mexico | D23 PAPAS CONGELADAS/FROZEN FRENCH FRIES SSND CC FY P39 PAPAS EN CUBOS CON QUESO CHEDAR Y JALAPENOS/FROZEN POTATOES SW CHDR STF S34 PAPAS CONGELADAS/ FROZEN FRENCH FRIES SSND 1/4 SS | 20041001, 20049099 | |
| 6 | Borderless Hemispheres, Inc. | United States of America | Alimentos Practicos Y Selectos S.A. de C.V. | Mexico | S69 PAPAS CONGELADAS/FROZEN POTATOES IQF HB FY X3800 PAPAS CONGELADAS /FROZEN FRENCH FRIES SSND 2/8 RC 2011 PAPAS CONGELADAS/FROZEN POTATOES CHDR | 07101001, 20041001, 20049099 | |

Market Intelligence

Market Intelligence provides a world market overview based on Statistical Data from UN Comtrade. It shows global trends as well as a breakdown into individual countries with the possibility to compare different time periods in terms of market share or import and export value.

Unique for ABRAMS world trade wiki is the link to Customs Data, enabling the search of specific companies as customers or suppliers.

Market Intelligence

CHAPTER 84 - NUCLEAR REACTORS, BOILERS, MACHINERY AND MECHANICAL APPLIANCES; PARTS THEREOF / Parts and accessories for machine tools for working metal without removing material, n.e.s.

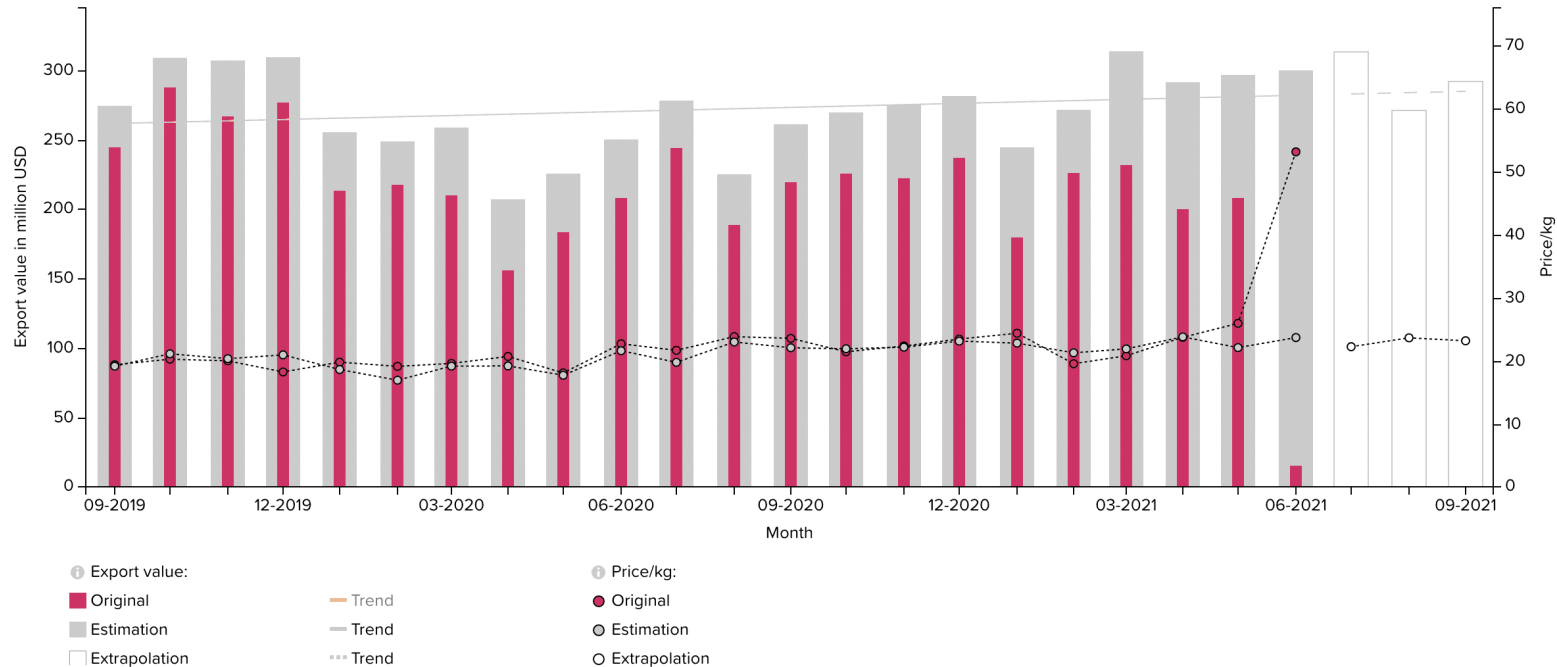
846694



Selling Countries (Export)

Buying Countries (Import)

Selling Volume and Trend for HS 846694



Export values in million USD

| | |
|-------------------------|----------|
| Original (UN Comtrade): | 4,661.20 |
| Corrected by | 131.88 |
| Interpolation: | 2,037.55 |
| Extrapolation: | 876.31 |
| Estimation: | 6,830.63 |

Export weights in Mt

| | |
|-------------------------|------|
| Original (UN Comtrade): | 0.17 |
| Corrected by | 0.01 |
| Interpolation: | 0.10 |
| Extrapolation: | 0.04 |
| Total Weight | 0.28 |

Exporting countries

| | |
|-------------------------------------|-----|
| Countries with full monthly reports | 90 |
| Countries with interpolated data | 70 |
| Total Countries | 160 |

Sourcing Intelligence und Selling Intelligence

Sourcing Intelligence and Selling Intelligence are visually and functionally almost identical, but they pursue completely different goals: Sourcing Intelligence searches for suppliers, while Selling Intelligence searches for customers. It is possible to search for a customs tariff number or alternatively for a product term.

Based on the values in further columns, companies can be prevalidated. A click on the company name leads to more in-depth analysis tools.

37,679 Suppliers for:

CHAPTER 42 - ARTICLES OF LEATHER; SADDLERY AND HARNESS; TRAVEL GOODS, HANDBAGS AND SIMILAR CONTAINERS; ARTICLES OF ANIMAL GUT (OTHER THAN SILKWORM GUT) / Travelling-bags, shopping or tool bags,

420299

Suppliers by Country

Italy

26 Suppliers

France

12 Suppliers

Which countries do they sell to? (4)

Mexico

15 Suppliers

Viet Nam

15 Suppliers

Panama

5 Suppliers

United States of America

4 Suppliers

Activity

Active within last 12 months

96 Suppliers

| | Supplier Name | Shipments and destination | Expertise (months) | Last Activity | Customers for HS-Code 420299 | Total Customers | Number of all HS-Codes | Share of observation in all shipments | Observations in Shipments | Observations of all HS-Codes |
|---|--|---------------------------|--------------------|---------------|------------------------------|-----------------|------------------------|---------------------------------------|---------------------------|------------------------------|
| 1 | <div><div></div><div>Parfums Christian Dior SA</div><div>185 Avenue de Verdun, 45800 Saint-Jean-de-Braye, France</div></div> | <div></div> 19 | 95 | Jun 23, 2021 | 1 | 57 | 132 | 1.60% | 19 | 10,063 |
| 2 | <div><div></div><div>Grivel S.R.L.</div><div>Localita Les Forges 11013 Courmayeur AO IT</div></div> | <div></div> 8 | 92 | Aug 31, 2021 | 2 | 3 | 19 | 5.80% | 8 | 224 |
| 3 | <div><div></div><div>Hermes Sellier SA</div><div>Rue Auger 93694 Pantin FR</div></div> | <div></div> 7 | 16 | Jul 5, 2021 | 1 | 5 | 430 | 0.12% | 7 | 17,637 |
| 4 | <div><div></div><div>Louis Vuitton Malletier SA</div><div>2 rue du Pont Neuf, 75001 Paris, France</div></div> | <div></div> 6 | 125 | Jul 7, 2021 | 1 | 23 | 578 | 0.03% | 6 | 202,816 |
| 5 | <div><div></div><div>Babolat VS</div><div>33 Quai Paul Sedallian, 69009 Lyon FR</div></div> | <div></div> 4 | 2 | Mar 11, 2021 | 1 | 10 | 64 | 5.07% | 40 | 789 |
| 6 | <div><div></div><div>Univet s.r.l.</div><div>Via Giovanni Prati, 87, 25086 Rezzato BS,</div></div> | <div></div> 2 | 30 | Jan 29, 2021 | 2 | 27 | 26 | 1.24% | 2 | 241 |

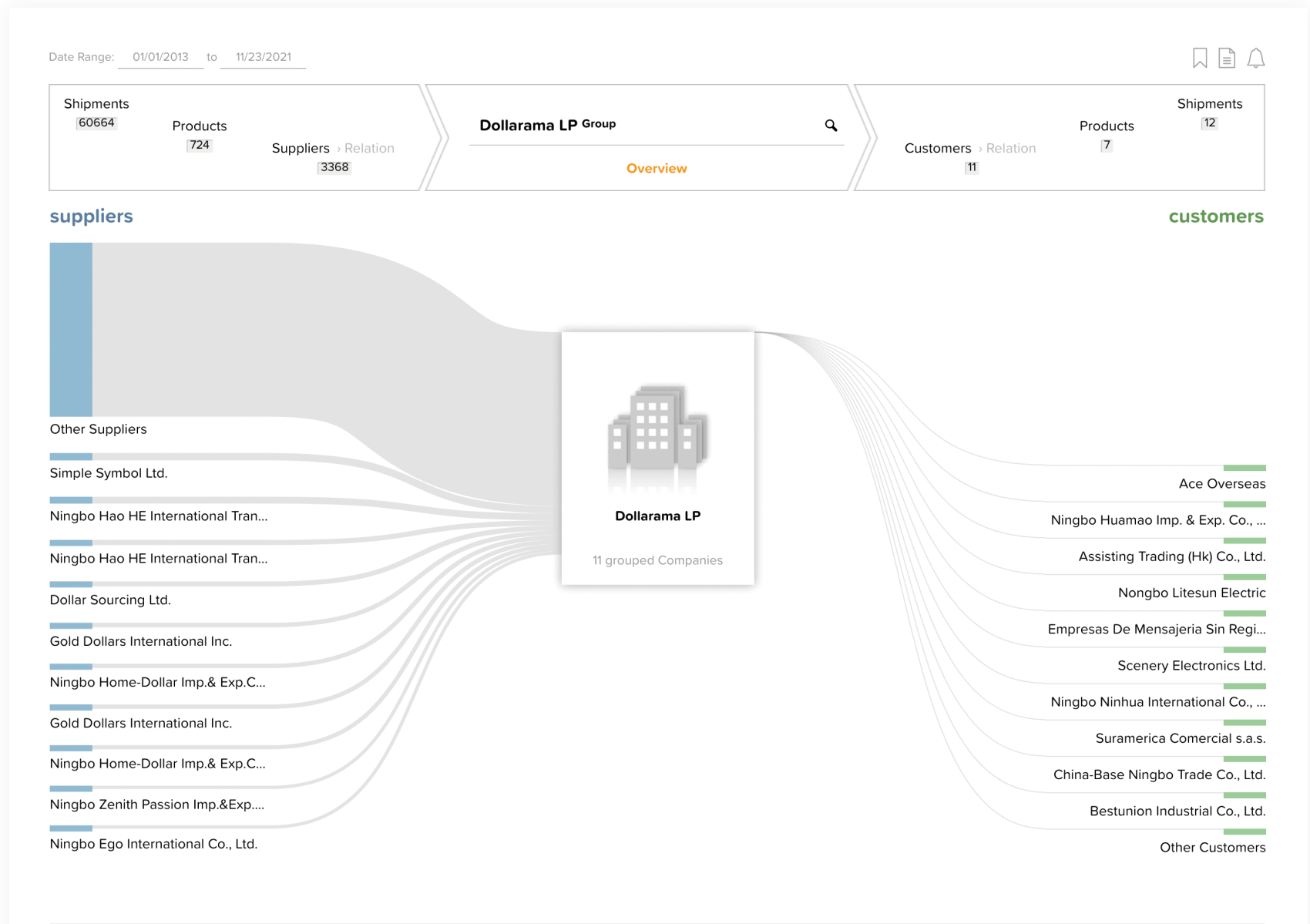
Sourcing Intelligence und Selling Intelligence

| 26,230 Customers for: | | | | | | | | | | |
|---|--|-----------------------------|----------------------------|--|------------------------------|-------------------------------|-----------------------------|--|-----------------------------|---------------------------------|
| <div> <div>CHAPTER 42 - ARTICLES OF LEATHER; SADDLERY AND HARNESS; TRAVEL GOODS, HANDBAGS AND SIMILAR CONTAINERS; ARTICLES OF ANIMAL GUT (OTHER THAN SILKWORM GUT) / Trunks, suitcases, vanity cases, executive-</div> <div>420211</div> </div> | | | | | | | | | | |
| Customers by Country | | | | Which countries do they purchase from? (5) | | | | Activity | | |
| <div> <div>Mexico</div> <div>291 Customers</div> </div> | | | | <div> <div>Italy</div> <div>134 Customers</div> </div> | | | | <div> <div>Active since 2007-01-01</div> <div>2,939 Customers</div> </div> | | |
| <div> <div>United States of America</div> <div>82 Customers</div> </div> | | | | <div> <div>Spain</div> <div>112 Customers</div> </div> | | | | | | |
| | | | | <div> <div>Germany</div> <div>67 Customers</div> </div> | | | | | | |
| | | | | <div> <div>France</div> <div>54 Customers</div> </div> | | | | | | |
| | | | | <div> <div>United Kingdom</div> <div>52 Customers</div> </div> | | | | | | |
| Customer Name | | Shipments and origin | Expertise (months) | Last Activity | Suppliers for HS-Code 420211 | Total Suppliers | Number of all HS-Codes | Share of observation in all shipments | Observations in Shipments | Observations of all HS-Codes |
| 1 | <div> <div>Mexico</div> <div>Louis Vuitton Mexico S. de R.L. de C.V.</div> <div>Pdte Mazarik/4077/Polanco/M</div> <div>Hidalgo/Lafontaine Y C De LA Barca 11560</div> <div>Tlahuac Distrito Federal MX</div> </div> | <div> <div>900</div> </div> | <div> <div>78</div> </div> | <div> <div>Jul 15, 2021</div> </div> | <div> <div>2</div> </div> | <div> <div>105</div> </div> | <div> <div>600</div> </div> | <div> <div>1.15%</div> </div> | <div> <div>919</div> </div> | <div> <div>96,537</div> </div> |
| 2 | <div> <div>Mexico</div> <div>Massimo Dutti Mexicosa De CV</div> <div>Poniente 146 730 Industrial Vallejo Entre</div> <div>Norte 49 Y Norte 45 2300 Azcapotzalco</div> <div>Distrito Federal MX</div> </div> | <div> <div>552</div> </div> | <div> <div>61</div> </div> | <div> <div>Feb 6, 2020</div> </div> | <div> <div>6</div> </div> | <div> <div>28</div> </div> | <div> <div>535</div> </div> | <div> <div>0.28%</div> </div> | <div> <div>601</div> </div> | <div> <div>216,961</div> </div> |
| 3 | <div> <div>Mexico</div> <div>Ferragamo Mexico S. de R.L. de C.V.</div> <div>Emilio Castelar/240/201/Polanco</div> <div>Chapultepec/ /Pdte Masarik Y Dickens/ 11560</div> <div>Tlahuac Distrito Federal MX</div> </div> | <div> <div>300</div> </div> | <div> <div>78</div> </div> | <div> <div>Jul 7, 2021</div> </div> | <div> <div>5</div> </div> | <div> <div>64</div> </div> | <div> <div>437</div> </div> | <div> <div>1.24%</div> </div> | <div> <div>340</div> </div> | <div> <div>27,449</div> </div> |
| 4 | <div> <div>Mexico</div> <div>Sociedad Textil Loniasa De CV</div> <div>Paseo De LA Reforma 509 Piso 9 Cyd</div> <div>Cuauhtemoc Rio Elba Y Rodan 6500</div> <div>Iztacalco Distrito Federal MX</div> </div> | <div> <div>254</div> </div> | <div> <div>75</div> </div> | <div> <div>Apr 26, 2021</div> </div> | <div> <div>2</div> </div> | <div> <div>3</div> </div> | <div> <div>499</div> </div> | <div> <div>0.35%</div> </div> | <div> <div>256</div> </div> | <div> <div>73,797</div> </div> |
| 5 | <div> <div>Mexico</div> <div>Richemont De Mexico S.A. de C.V.</div> <div>Av. Presidente Mazarik 465 11550 Miguel</div> <div>Hidalgo Distrito Federal MX</div> </div> | <div> <div>246</div> </div> | <div> <div>63</div> </div> | <div> <div>Apr 13, 2020</div> </div> | <div> <div>4</div> </div> | <div> <div>249</div> </div> | <div> <div>572</div> </div> | <div> <div>0.77%</div> </div> | <div> <div>376</div> </div> | <div> <div>53,754</div> </div> |
| 6 | <div> <div>Mexico</div> <div>Perfumeria Ultra S.A. de C.V.</div> <div>Centro Comer Plaza Caracol/64 65 69//Zona</div> <div>Hoteleria/Cancun Q Roo 77500 Benito Juarez</div> <div>Quintana Roo MX</div> </div> | <div> <div>198</div> </div> | <div> <div>61</div> </div> | <div> <div>Feb 20, 2020</div> </div> | <div> <div>10</div> </div> | <div> <div>330</div> </div> | <div> <div>635</div> </div> | <div> <div>0.27%</div> </div> | <div> <div>208</div> </div> | <div> <div>79,085</div> </div> |
| 7 | <div> <div>Mexico</div> <div>Prada Retail Mexico, S. de R.L. de C.V.</div> <div>Iglesia, Col. Tizapan San Angel 2 Torre E</div> <div>01090 Alvaro Obregon Distrito Federal MX</div> </div> | <div> <div>132</div> </div> | <div> <div>62</div> </div> | <div> <div>Mar 11, 2020</div> </div> | <div> <div>2</div> </div> | <div> <div>77</div> </div> | <div> <div>510</div> </div> | <div> <div>0.85%</div> </div> | <div> <div>153</div> </div> | <div> <div>18,001</div> </div> |
| 8 | <div> <div>Mexico</div> <div>Comercializadora 1888. S.A. de C.V.</div> </div> | <div> <div>96</div> </div> | <div> <div>62</div> </div> | <div> <div>Jul 30, 2019</div> </div> | <div> <div>19</div> </div> | <div> <div>1,297</div> </div> | <div> <div>898</div> </div> | <div> <div>0.20%</div> </div> | <div> <div>99</div> </div> | <div> <div>110,530</div> </div> |

Company Transparency

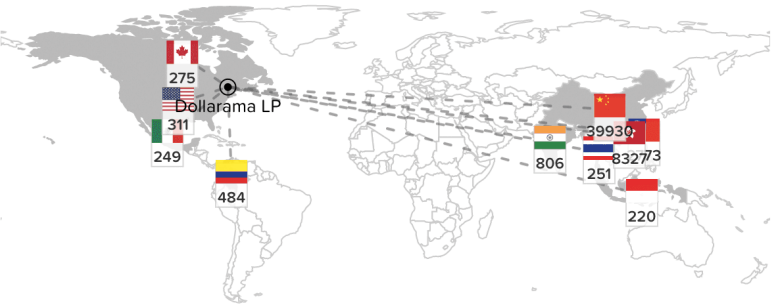
With Company Transparency, direct trade relations of a company can be viewed and analyzed with different focuses. The analysis of individual locations or company groups is possible through a search function. Various graphics in the tabs for customers, products and shipments allow easy trend analysis or determine different emphasis. In addition, the company's shipments can also be viewed to determine weights, prices, routes and much more.

Company Transparency



Company Transparency

Top Supplier Countries



Supplier Countries

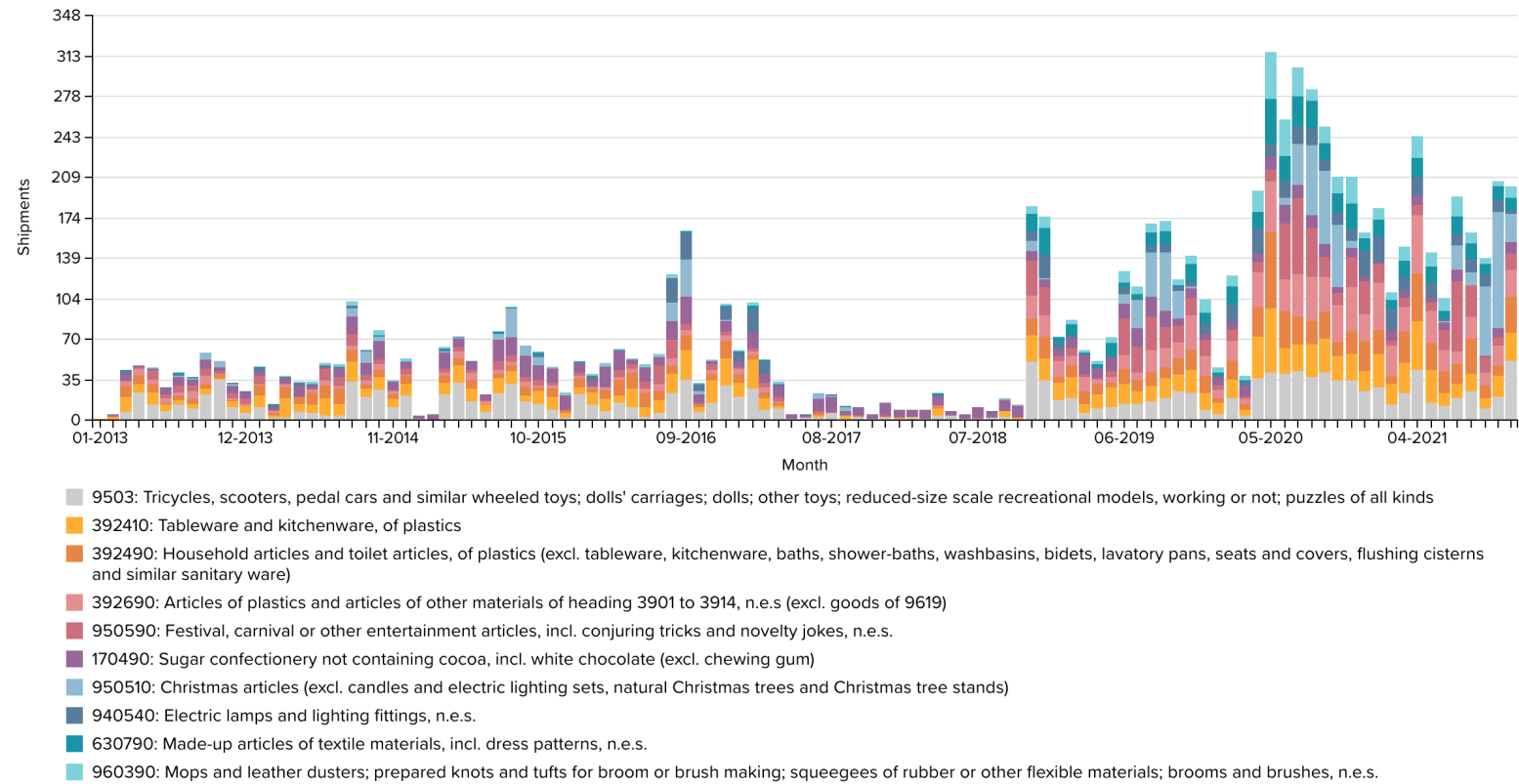
Click country name to reveal top suppliers from each country.
Click number of shipments to show shipments from selected country.

| Country | | Suppliers Count | Shipments | Share |
|---------|--------------------------|-----------------|-----------|-------|
| | | | | |
| 1 | China | 2032 | 39,930 | 65.8% |
| 2 | Hong Kong | 268 | 8,327 | 13.7% |
| 3 | Taiwan | 35 | 2,773 | 4.6% |
| 4 | India | 88 | 806 | 1.3% |
| 5 | Colombia | 14 | 484 | 0.8% |
| 6 | United States of America | 25 | 311 | 0.5% |
| 7 | Canada | 17 | 275 | 0.5% |
| 8 | Thailand | 45 | 251 | 0.4% |
| 9 | Mexico | 13 | 249 | 0.4% |
| 10 | Indonesia | 23 | 220 | 0.4% |
| 41 | Countries | 3415 | 60,664 | 100% |

Number of rows: 10

Company Transparency

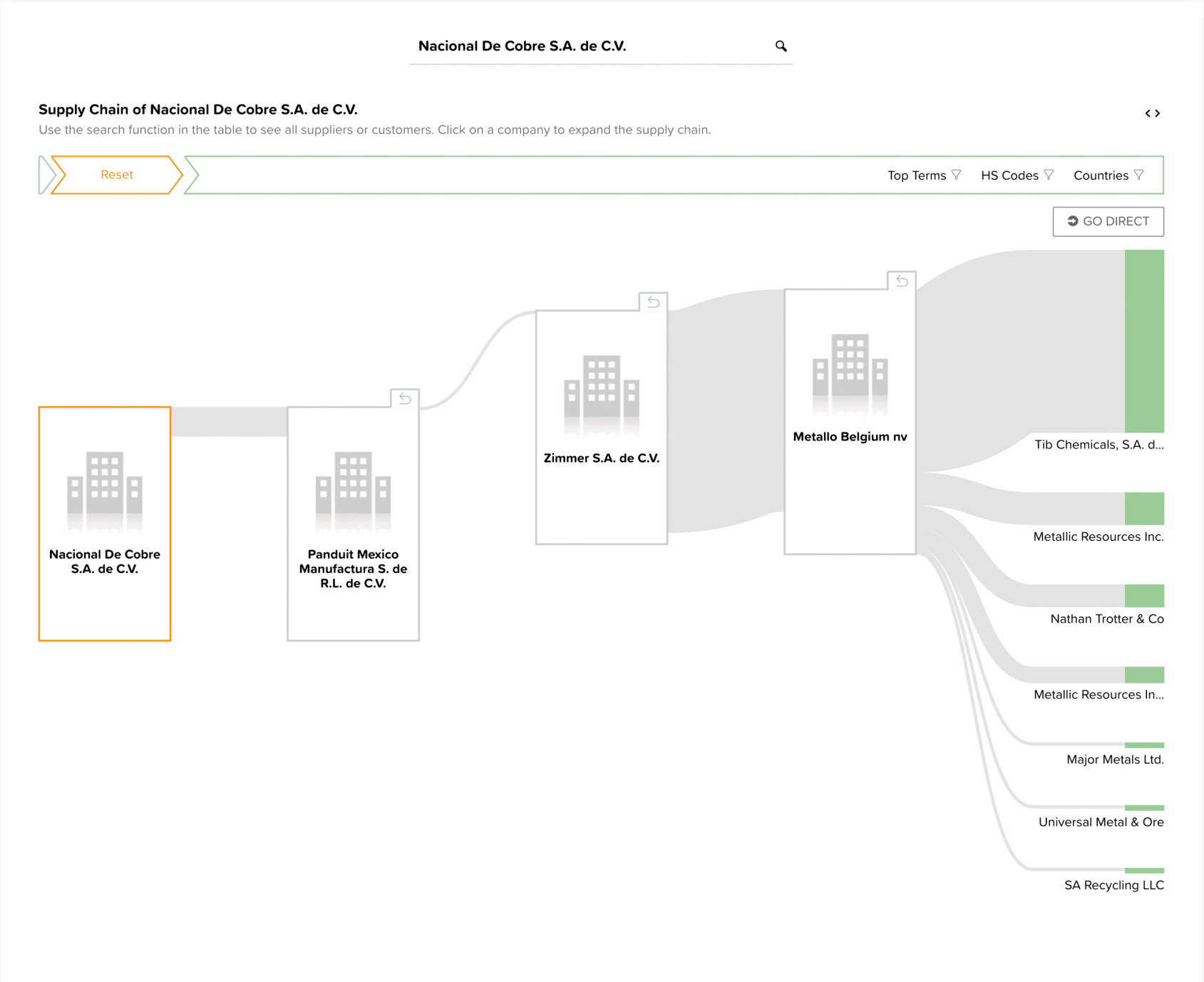
Trend Timeline with Top HS Codes in Received Shipments



Supply Chain Intelligence

Supply Chain Intelligence enables to look forward or backward up to eight levels and thus analyze your own or other supply chains to identify possible vulnerabilities. The Go-Direct function enables you to identify who buys and sells the same HS code, i.e. acts as an intermediary.

Supply Chain Intelligence



Competitive Intelligence

Competitive Intelligence reveals which companies also do business with the customers or suppliers of a company of your interest. Depending on your focus, through the customs tariff number or a product term, you will get a list of all customers or suppliers, telling who supplies the same product on the customer side and who purchases the same product on the supplier side. A graphic shows immediately how constant and frequent this occurs. In addition, other traded products are listed and colored to indicate the competition (red) or exclusivity (green).

Competitive Intelligence

846694

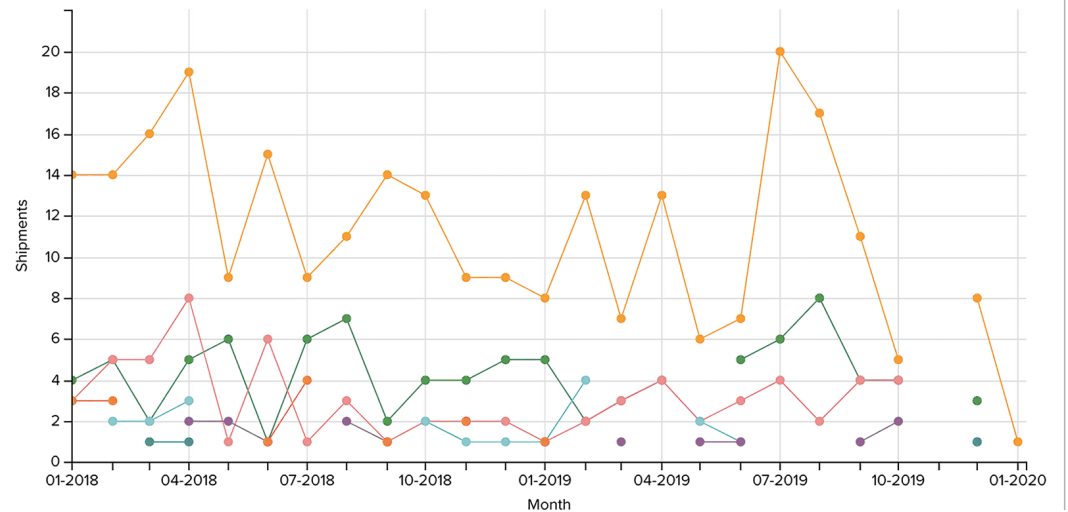
Suppliers and Competitors of Nacional de Cobre S.A. de C.V. with HS-Code 846694

| Supplier | Customer (Competitor) | Customer share in 846694 | No. of shipments with 846694 | All HS-Codes in this Relation | Customer share in this relation | No. of shipments in this relation |
|--|---|--------------------------|------------------------------|--|---------------------------------|-----------------------------------|
| Condumex Inc. 2590 114th St #200, Grand Prairie, TX 75050, USA | | | | | | |
| ✓ | Arneses Electricos Automotrices S.A. de C.V. Carr Panameri/Km 230 5///Balvanera/Col Fracc Ind ... | 54.9% | 268 | 853890 (5532), 392690 (4320), 741999 (4764), 854720 (4820), 853690 (3066), 401693 (1216),... | 63.5% | 18,333 |
| ✓ | Nacional De Conductores Electricos S.A. de C.V. Poniente 140/720//Industrial Vallejo/Azcapotzalco D... | 19.5% | 95 | 847990 (145), 846694 (95), 820720 (62), 690919 (121), 847790 (50), 392690 (52), 850440 (47),... | 5.1% | 1,468 |
| ✓ | Cordaflex S.A. de C.V. Carretera Panamericana/Km230.6//Fracc Ind Balvan... | 14.1% | 69 | 690919 (72), 846694 (69), 820720 (33), 847990 (60), 401693 (31), 731815 (10), 847790 (27), 7318... | 2.0% | 573 |
| ✓ | Arneses Electronicos Arnelec S.A. de C.V. Garcia Diego/125//Arboleda De Tequisquiapan//Ped... | 4.3% | 21 | 853690 (68), 392690 (59), 853890 (54), 680530 (37), 854720 (44), 401699 (35), 741999 (37),... | 1.6% | 476 |
| ✓ | Condumex S.A. de C.V. Poniente 140 720 02300 Azcapotzalco Distrito Fed... | 3.5% | 17 | 900110 (169), 390120 (246), 732690 (175), 853690 (168), 392390 (166), 390110 (168),... | 9.9% | 2,848 |
| ✓ | Arcomex S.A. de C.V. Carretera Federal Pue Tlax/Km 31//Tlaxcala/Sin Ref... | 3.1% | 15 | 741999 (1090), 854720 (798), 853890 (713), 392690 (644), 853690 (317), 854442 (225),... | 12.6% | 3,633 |
| ✓ | Conticon S.A. de C.V. Carretera Celaya Salamanca/Km 8.5//Villagran/Car... | 0.6% | 3 | 340399 (19), 732690 (19), 845590 (18), 401693 (7), 845490 (14), 560312 (13), 903290 (12), 59119... | 0.5% | 151 |

7 Customers (Competitors)

Shipments sent Timeline to Customers with 846694

- ✓ Arneses Electricos Automotrices S.A. de C.V.
Carr Panameri/Km 230 5///Balvanera/Col Fracc Ind Bal...
- ✓ Nacional De Conductores Electricos S.A. de C.V.
Poniente 140/720//Industrial Vallejo/Azcapotzalco Df/N...
- ✓ Cordaflex S.A. de C.V.
Carretera Panamericana/Km230.6//Fracc Ind Balvanera...
- ✓ Arneses Electronicos Arnelec S.A. de C.V.
Garcia Diego/125//Arboleda De Tequisquiapan//Pedro ...
- ✓ Condumex S.A. de C.V.
Poniente 140 720 02300 Azcapotzalco Distrito Federal...
- ✓ Arcomex S.A. de C.V.
Carretera Federal Pue Tlax/Km 31//Tlaxcala/Sin Refere...
- ✓ Conticon S.A. de C.V.
Carretera Celaya Salamanca/Km 8.5//Villagran/Carrete...



Logistics Insights


With Logistics Insights, global trade routes and their players can be identified and evaluated based on the quantity of shipments or weight.

Logistics Insights

Please first select the role of the companies you are looking for:


☒ Supplier ☐ Customer

Country of Export

 Mexico

×

Country of Import

 Spain

×

Transport Mode

Sea

×

Agreed Incoterm

▽

-01 LIVE ANIMALS

×

HS-Codes



















Separate by comma or spaces. To exclude an HS code, prepend it with "-" (minus).



START SEARCH

1,279 Suppliers matching the above selected filter criteria

Sort by shipment(s) or weight and select relevant companies.

| | Supplier | No. of Shipments | Total weight of all shipments | Shipments and Weights per Origin Database | | | |
|---|----------|--|-------------------------------|---|--|--------|-------------|
| ▼ | 1 |  Mexifrutas S.A. de C.V. Carretera Internacional Guadalajara-Tepic KM 214+0.86 63511 San Cayetano MX | 66 | 3,900 t |  Mexico | EXPORT | 66 3,999 t |
| ▽ | 2 |  Johnson Controls BE Operations Mexico S. de R.L. de C.V. David Alfaro Siqueiros 104 MX | 98 | 3,042 t |  Mexico | EXPORT | 98 3,334 t |
| ▽ | 3 |  Promarex S.A. de C.V. Pto Progreso/11//Parq Ind Bonfil/Mazatlan Sin/Pto Veracruz Y Pto Tampico Mazatlan Sinaloa MX | 117 | 2,424 t |  Mexico | EXPORT | 117 2,764 t |
| ▽ | 4 |  Viver Granos Y Semillas, S.A. de C.V. Ruperto Paliza 103 80220 Culiacan Sinaloa MX | 37 | 2,149 t |  Mexico | EXPORT | 37 2,243 t |
| ▽ | 5 |  Mexifrutas S.A. de C.V. Carretera Internacional Guadalajara Tepic//Km 214 Ma////Adelante De LA Colonia Corregidora 63511 Tepic Nayarit MX | 22 | 1,895 t |  Mexico | EXPORT | 22 1,970 t |
| ▽ | 6 |  Sabic Innovative Plastics Mexico S. de R.L. de C.V. Paseo De LA Reforma 11950 Col. Lomas Altas, Del. Miguel Hidalgo, Mexicodistrito Federal DF MX | 21 | 1,754 t |  Mexico | EXPORT | 21 1,772 t |
| ▽ | 7 |  Nestle Mexico S.A. de C.V. Av Ejército Nacional 453, Granada, 11520 Ciudad de México, D.F., Mexico | 39 | 1,640 t |  Mexico | EXPORT | 39 1,662 t |
| ▽ | 8 |  Valfrutta S.A. de C.V. Palenque, Col Narvarte 3020 Delg. Benito Juarez, Distrito Federaldistrito Federal DF MX | 35 | 1,423 t |  Mexico | EXPORT | 35 1,611 t |
| ▽ | 9 |  Automotor Avanzato S.A. de C.V. Río Nilo 90, Cuauhtémoc, 06500 Ciudad de México, D.F., Mexico | 19 | 1,339 t |  Mexico | EXPORT | 19 1,339 t |

How we make your life easier



Saving function

Save your searches for companies or products to view them with just one click later on.



Monitoring and Alerts

Activate notifications to be informed as soon as new information about your customers, suppliers, competitors and products is available. Decide for yourself whether you want to be informed only in the platform or also in the form of an email report.



Profiler

The profiler enables you to work with the tools from the perspective of different companies, for example subsidiaries with different key products.



Export

Export the results of your research in ABRAMS world trade wiki in an Excel spreadsheet for further processing offline.

We will support you

Your personal after sales manager will be at your side throughout the entire subscription term. Whether it's training, consulting sessions or support via e-mail and chat, we support you with all questions regarding ABRAMS world trade wiki.

Benefit from our many years of experience with trade data and gain deep insights into your customers, suppliers and competitors with ABRAMS world trade wiki, giving you a previously unimagined competitive advantage.

www.abrams.wiki

+49 (0) 40 – 257 66 45 – 100

info@abrams.wiki

