



Lilly Centre for Clinical Pharmacology Pte Ltd

3 Biopolis Drive

#02-11, Synapse

Singapore 138623

Directions from
Commonwealth
MRT Station to *Lilly*

1) Exit Commonwealth MRT Station via Exit A





**2) At the end of the
escalator, turn left**

**3) Walk down
the sheltered
walkway**






4) Turn left before the church and walk to the end of the pathway

5) At the end of the pathway, turn right and walk on the pavement till you reach the traffic lights 🚦




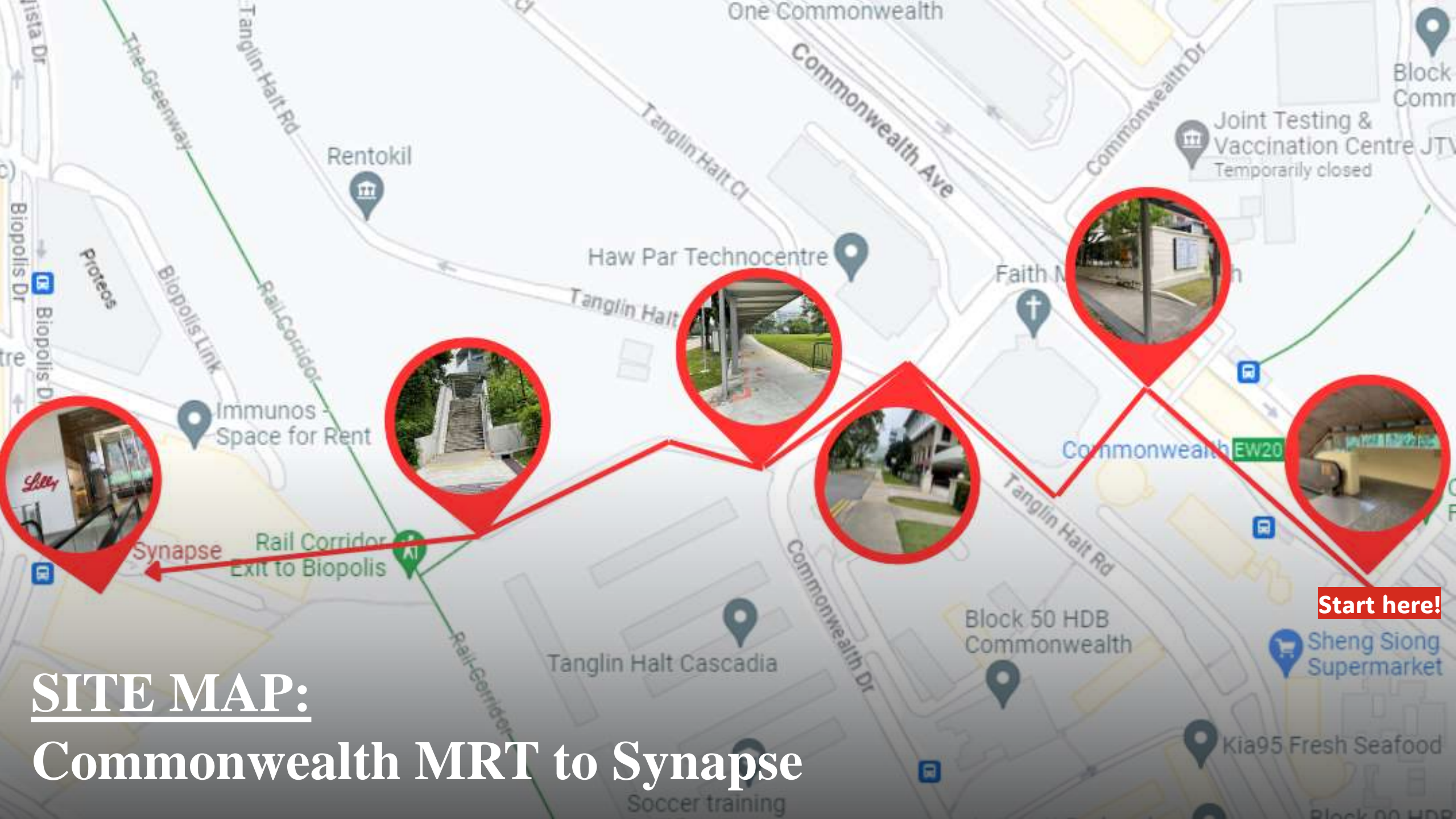


**6) Cross the road
and make your way
to the traffic light as
marked**


7) After the traffic light, continue straight down the sheltered path until you reach the zebra crossing.¹

Cross over² and walk to the end of the path.³





SITE MAP:
Commonwealth MRT to Synapse



8) At the end of the path, continue forward and walk up the stairs.




9) Head down the walkway and cross the road towards Synapse



10) Continue walking and turn right at the playground

11) Walk
towards the
escalator in
Synapse



**12) Go up the
escalator at the
lobby to Level 2**



The image shows the entrance of a modern building with a glass facade. On the left, a red 'Lilly' logo is mounted on a white wall. In the foreground, a glass and metal railing of a staircase or walkway is visible. The entrance is a large glass door leading into a bright, modern interior with wooden floors and large windows. A potted plant with purple flowers sits near the entrance. On the right side of the image, there is a large white circular graphic containing text.

Lilly

**13) You have
arrived at *Lilly***