



2022/23
**ANNUAL
REPORT**

Golf SA is an incorporated Association with a strong duty of care - not just for the heritage of the sport but for the future too.

Golf SA is administered through an elected Board and supported by fulltime office staff, which since October 2018 have been employed by Golf Australia Ltd in accordance with the One Golf services agreement.

For over 100 years Golf SA (known as The SA Golf Association and Women's Golf SA until merging to form Golf SA in 2008) has been charged with the responsibility to promote, encourage and advance the game of golf in South Australia.



Contents

Chair's Report	2
Snapshot of 2023	3
Development	4
Golf Operations	6
High Performance	8
Finance Audit & Risk Management Report	9
Finance Reports	10
Membership	25



Sponsors and Partners



Chair's Report

The 2022-23 year saw steady growth for golf in South Australia.

This year was the first full year of operation under the Australian Golf Strategy 2022-2025 and the plans and actions outlined in that document are now appearing across the Australian golf landscape. The Golf Australia team, including all South Australian based staff, has been given personal KPIs which are directly related to the deliverables from the strategy and form the basis of their work priorities.

The number of golf club members registered in SA has exceeded 40,000 for the first time in history, with almost 800,000 18 hole competition rounds played this year. An interesting development has been the emergence of several new non-traditional golf facilities in SA.

Golf Australia recorded an operating profit of over \$600,000 in 2022/23 and was able to increase its net asset position to \$7.5 million. Setting aside the accounting adjustment from prior years as described in the Finance Report, Golf SA recorded an operating profit from normal operations of \$88,000 of which the major contributing factor was the gains of over \$115,000 from the investment portfolio.

A major highlight in the SA golfing landscape for the year was the LIV golf event held at The Grange Golf Club in April. This tournament provided the opportunity for many South Australians to view world class men's professional golf at a South Australian golf course for the first time in their lives. The enthusiasm from these spectators coupled with the thousands of interstate and international visitors ensured that the event was an outstanding success. The worldwide coverage of this event and of one shot in particular, certainly put SA golf on the international stage and will ensure an even bigger and better spectacle for next year's tournament.

In the amateur world, our Open Interstate team again "punched above their weight" with the South Australian mixed team making the final against the tournament hosts for the second consecutive year. Unfortunately NSW were a bit strong in the final but our 10 playing representatives, plus the team support group, should feel very proud of their efforts during the week.



Congratulations to the winners of all events that were played this year and to the competitors, volunteers, golf clubs and staff who contributed to making the year of events so successful for Golf SA.

I thank the Golf Australia staff (especially those based in SA) and the Golf SA Board for their support in 2022/23 and for their efforts serving the golfing community of South Australia.

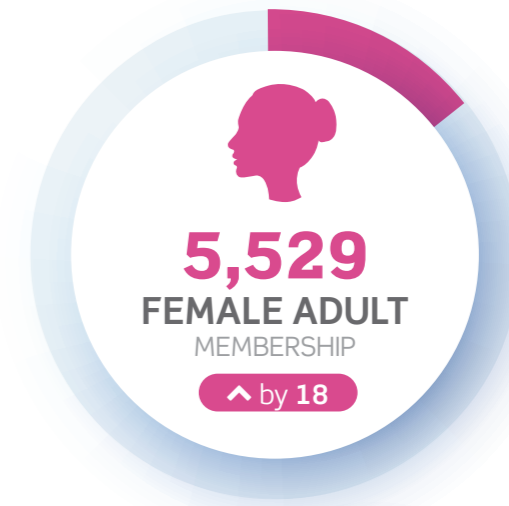
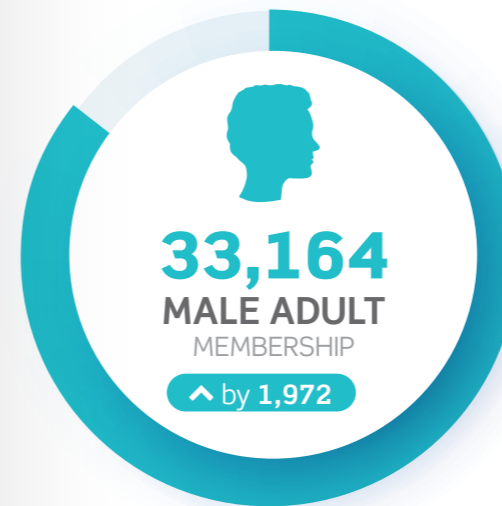
Unfortunately, immediate past Chair, Zoe Dolling has decided to step down from the Golf SA Board. Zoe has been a very enthusiastic and diligent contributor to SA golf in a variety of roles. With her election as the first Women's captain of the Kooyonga Golf Club, Zoe has decided to step down from the Board. Zoe's work with Golf SA has been very much appreciated and we wish her well in her new role.

I look forward to the year ahead and working with the SA golf community to grow all forms of golf in SA and ensure that golf in this state is seen as a game for life... and a game that can be enjoyed by all.

Rod Phillips
Chair, Golf SA

TOTAL MEMBERSHIP

▲ by 5.47%



JUNIOR MEMBERSHIP

1,152 BOYS



213 GIRLS



216

affiliated golf clubs
within South Australia

21 METROPOLITAN

119 COUNTRY / 8 districts

76 SOCIAL



14,414
METROPOLITAN
MEMBERSHIP

▲ by 71



11,641
COUNTRY
MEMBERSHIP


▲ by 83



14,003
SOCIAL
MEMBERSHIP

▲ by 1,923

40,000



Participation



MYGOLF JUNIOR PROGRAM

MyGolf is Australia's junior golf program, providing lessons for beginners with a focus on games-based activities and fun, and supported by Golf Australia and the PGA of Australia.

Over the past 12 months the MyGolf program continued to build with a record 2,460 children (an increase of 32%) participating in the program in SA with 47 MyGolf centres actively running programs.

SA ran the MyGolf Junior League in November 2022 with 18 teams competing across three leagues. The MyGolf Junior League is designed to give children their first experience of competitive golf in a team environment. Across the 6 week season 156 participants competed across the leagues.



MYGOLF SPORTING SCHOOLS PROGRAM

Sporting Schools is a \$320+ million Australian Government initiative designed to help schools increase children's participation in sport and to connect them with community sport opportunities.

Through the MyGolf Sporting Schools program, Golf Australia has connected golf clubs, PGA Professionals and Community Instructors with local schools to help introduce golf through school sport. 56 SA schools (up 36%) gained funding for five-session golf programs to be delivered in the school yard.

JUNIOR PATHWAY EVENTS

Golf Australia School events provide an inviting environment for students to have fun and learn about the game, with modified rules and on shortened holes.

The School program provides a pathway for students to be confident to attend local qualifying days for the SA 12 & Under School Golf Event. 21 Qualifying events were held across the state between June-August with the qualifiers featuring 337 participants (up 22%). The State Final was held at West Beach on 7-8 September with over 120 players competing. 14 & Under and 16 & Under events were also held for Secondary students.



TEEMATES

In April Golf Australia launched TeeMates our new golf community which supports kids on their golfing journeys, giving kids and teenagers access to all types of golf across Australia.

In SA a series of Par 3, 9 hole and 18 hole Cups were scheduled with juniors of abilities participating.



GET INTO GOLF

Get Into Golf looks to create a central and understandable entry point for any adult looking to get started in golf by connecting new golfers with programs via an online platform.

Golf Australia launched the Get Into Golf program and platform in August 2020. Over the past 12 months 692 participants (80% female participants) have experienced a GIG program with 29 Facilities actively running programs.

AUSTRALIAN GOLF FOUNDATION GIRLS' SCHOLARSHIP PROGRAM 9

The program is designed to grown participation by fostering a deep love of golf by creating a strong bond between girls (aged 10-16) and their golf club/facility.

15 Facilities were part of the program in 2023 (up from 10) with 107 girls (up from 54) benefitting from the yearlong scholarship which included a structured 24-week coaching program, access to competitions and a golf club membership for obtainment of an official handicap.

Clubs and Facilities Support

PLACES TO PLAY, CLUBS, AND FACILITIES SUPPORT

Golf Australia has continued to work with clubs across the state on various governance, sustainability, and operational matters. Some specific items include Equal Opportunities in golf, business and financial reviews, strategic planning assistance as well as Constitutional planning. All of this is in addition to the resources available through Golf Australia's Club Support Portal.

In South Australia we had 5 clubs successful in securing funding through the Office for Recreation, Sport and Racing Community Recreation and Sport Facilities Program, seeing \$245,700 in grant funding given to the sport of golf.

Golf Australia, with the assistance of Inside Edge Sport & Leisure Planning, continued to work on the Public Access Facilities Plan for Golf in Greater in Adelaide (The Plan). The Plan will provide a framework for Golf Australia and South Australian Clubs and Facilities to work collaboratively with government, councils, and investors to identify facility needs and upgrades to improve the quality, functionality, and sustainability of existing golf facilities in the region.



Golf Operations

Competitions

SA AMATEUR AND INCLUSIVE CHAMPIONSHIPS

With travel restrictions due to Covid-19 impacts lifted, it was great to have the 2022 SA Amateur Championship with a much more national field than the previous few years. 76 men and 17 women teed off at Tanunda Pines Golf Club, and faced 36 holes of stroke play, before the top 16 men and 8 women progressed to the match play stage.

South Australia's Joseph Hodgson and Caitlin Peirce were the men's and women's top qualifiers heading into match play, after finishing 6-under and 2-over par for the two rounds. A total of 11 South Australian players (5 men and 6 women), progressed through to the match play.

Amelia Whinney of The Grange Golf Club was strong throughout the tournament as was Caitlin Peirce of Royal Adelaide Golf Club, both reaching the final to make it an all South Australian affair. Caitlin was crowned champion after a 4 & 3 win.

In another all South Australian final Glenelg Golf Club's Jack Buchanan was victorious over lead qualifier Joseph Hodgson from Kooyonga Golf Club by a margin of 3 & 2.

South Australia staged a state championship for golfers with disability for the first time in conjunction with the SA Amateur Championship. The SA Inclusive Championship was shortened from 36 holes to 18 holes after weather and wet ground conditions forced play to be abandoned on the opening day. Sawtell Golf Club's Cameron Pollard, who has been a prolific winner of All Abilities Championships including the WA Open All Abilities Championship and the Victorian and New South Wales Inclusive Championships, won by seven shots with his round of 81.

SA AMATEUR CLASSIC & RENE ERICHSEN SALVER

Royal Adelaide Golf Club was again home to the SA Amateur Classic and Rene Erichsen Salver, attracting a full field of 144 players, comprised of 115 Men and 29 Women. The fairways were graced by golfers from not only nation-wide, but with travel back on the cards, the line up included representation from Samoa and Japan.

Caitlin Peirce led the 72-hole tournament from start to finish after she jumped out of the blocks with a bogey free seven-under par first round 66 that included her lone eagle of the week. On her home course, Caitlin followed up her opening effort with consecutive 70s before a final round 74 was enough to win by four shots from Japan's Fuka Suga at 12-under par to retain her title.

The reigning Japanese Junior Champion Riura Matsui saved his best golf for last with a seven-under final round 65 to edge out South Australian Jack Buchanan and New South Welshman Jeffrey Guan by a shot at eight-under.

JUNIOR AMATEUR CHAMPIONSHIP & JUNIOR MASTERS

As tradition, the SA Junior Amateur and SA Junior Masters were played back to back in early January of 2023. Kooyonga Golf Club, and Royal Adelaide Golf Club (respectively) played host to a very strong field of 90 players from all over Australia.

Local pair Raegan Denton and Kade Bryant held their nerve to triumph on the final day of the Junior Amateur Championship. The South Australian state team members pushed clear of their rivals in the opening two rounds to both sit at three-under par after 36 holes before they held on to lift the trophy.

The SA Junior Masters event was an impressive display of golf, with Kooyonga Golf Club's Imogen Jessen shooting the lowest score to par in the 54-hole event to win by six strokes at three-under par. Western Australian George Barclay was the only boy to break par as he finished one-under par and two shots clear of his nearest rivals. Harry Leaf-Milham was best placed South Australian, finishing T7.

SENIOR AMATEUR CHAMPIONSHIP

With Covid-19 impacts lifted Kingston SE Golf Club hosted a large field of 107 players (75 men and 32 women) featuring 26 interstate entrants, and one from as far as New Zealand.

Nadene Gole representing Victoria Golf Club (Vic), a former Professional on the European and Japanese tours finished a clear winner by 14 shots in the Women's Championship. Blackwood Golf Club's Angela Masters was the best placed South Australian finishing in fourth place.

The Men's Senior Amateur trophy was tightly contested with only three shots separating the last group for the final round. New Zealander Stuart Duff handled the conditions the best, narrowly winning by two shots following a final round 77. David Pateyjohns of Willunga was the leading South Australian finishing in sixth spot.

MID AMATEUR CHAMPIONSHIP

The 2022 Mid-Amateur Championship was held at the beautiful but challenging Links Lady Bay, with the weekend comprised of tough and breezy conditions. Previous 2020 and 2021 champion, Ebony Riordan of Willunga Golf Club, made it a hat-trick of wins when she won the women's event by a twelve-shot margin. The 2022 Srixon Mid-Amateur Champion Lindsay Ross from Emerald Lakes Golf Club, Queensland recorded an excellent 5-under par total over the two rounds for an eight-shot win in the men's event. Andrew Hume of Loxton Golf Club claimed third position.

ORDER OF MERITS

The men's and women's Vardon OOM for 2022/23 was still in swing, with the SA Amateur Championship held late September being the crux of the season. To gain points to contribute to Order of Merit Rankings, 15 all-age events were on offer throughout the season.

The boy's and girl's Vardon OOM, beginning November 2022, had 16 events on offer with junior-specific categories, before wrapping up in September 2023. Kade Bryant from Glenelg Golf Club, secured victory, winning five of the 10 events he played in. Royal Adelaide's Raegan Denton played in 10 events, of which six were victories, to win the girl's OOM Vardon trophy for the second consecutive year.

The Senior Order of Merit for the 22/23 season, offered to men 55 years and above, and women over 50, comprised of 12 events. Beginning in Blackwood in February, the pinnacle of the season was the Senior Amateur Championship, held at Kingston SE Golf Club. Blackwood Golf Club's Gale MacPherson with six top-5 positions including two wins out of the eight events she played in won the women's event, with fellow Blackwood member Angela Masters claiming victory in the Nett category. Glenelg Golf Club's Nicholas Wake swept the field to win the Senior men's category (aged 55-64 years), with Kooyonga golfer Bruce Lindner successful in the nett. Super Senior (aged 65+) Michael Richards from Tea Tree Gully Golf Club, contested in 12 of the events on offer, to win the trophy.

COUNTRY GOLF

The 36-hole SA Country Junior Championship hosted competitive junior golfers from various country districts, hosted by Loxton Golf Club in Riverland. Max Jericho from Barmera Golf Club was strong in round one, ensuring him a three shot lead and winning the Boy's title. Isabelle Watson from Willunga won the girl's event with a twelve-shot lead.

In August 2022, 41 players teed up at Kingscote Golf Club, to contest the Men's Sand Greens Championship. Shannon Matthews, regular competitor in the event, recorded a narrow 3-shot win over two rounds, etching his name into the trophy for a third time.

The 2022 Men's Country Championship, encompassed in Men's Country Week, was battled over 36 holes stroke play and two match play rounds. David Ling of McCracken Country Club secured the title on the first extra hole against Darren Bilney of Mount Gambier Golf Club.

A successful Women's Country Week was played in July 2022 with 207 players competing across the four grades. In the Silver (0-16.0 GA handicaps) event held in the Murraylands District at Murray Bridge Golf Club, Ebony Riordan from Willunga Golf Club was victorious to claim both the Silver titles and Country Championship.

Played in October at Barmera Golf Club, and for the second-time hosting two Divisions with separate competitions associated, Country District Pennant was comprised of the 8 country districts submitting mix gender teams of eight players. After a weekend of match play, Division 1 was awarded to Riverland, winning all three matches, with the Division 2 title won by Southern.

PENNANT

In the 2023 Pennant season concluding in July, 17 clubs fielded a total of 86 teams- amounting to 494 players representing their club each week. Kooyonga remained dominant in the Simpson Cup, to win their 36th title, defeating Glenelg at home in a play-off. In the Sanderson cup, Kooyonga made it a dream centenary year by defeating Royal Adelaide again in a play-off at Kooyonga. The top Junior grade, Sharp Cup, was a tight contest, with the eventual winners Glenelg defeating Kooyonga 3.5-1.5.

The 2022 Senior Pennants encompassed three divisions, with 19 clubs involved. Regaining their title in the top division, Tea Tree Gully took out the final, defeating Kooyonga 5-2.

High Performance

The High Performance program in South Australia has seen another fantastic 12 months, with great team and individual performances.

The structure saw the program contain:

- › One tier 1 athlete
- › Two tier 2 athletes
- › Four tier 3 athletes
- › Fifteen tier 4 athletes

We saw the skill sets grow across all facets of their game, including strength and conditioning, psychology, physiotherapy, biomechanics, nutrition and additional soft skills involved in elite level sport including organisation, preparation and travel assistance.

The South Australian team once again made the final of the Australian Interstate Series at St Michaels Golf Club, where the team narrowly went down to the host state New South Wales.

The team consisted of Caitlin Peirce (C) (Royal Adelaide), Jack Buchanan (C) (Glenelg), Raegan Denton (Royal Adelaide), Kade Bryant (Glenelg), Imogen Jessen (Kooyonga), Harry Coote (Royal Adelaide), Matilda Miels (Kooyonga) Sam Earl (The Vines), Amelia Whinney (Grange), Kyle Hayter (Kooyonga).



Individual success has been had at all levels, with Golf Australia Rookie Professional Jack Thompson winning final stage of the Asian Tour qualifying school to obtain full playing rights for the 2023 season.

Tier two athletes Caitlin Peirce and Jack Buchanan have had great individual success in tournament and team events.

Caitlin had wins domestically at the SA Amateur, Rene Erichsen Salver, Queensland Amateur and Bowra Odea Championship, and international performances of 13th at the Asia Pacific Championship and back-to-back 9th place finishes at the British Women's amateur and US Women's amateur.

Caitlin was also successful at the very popular Athena event at Sandy Golf Links, where she took out the skills challenge on day one.

Jack had one win at the SA Amateur Championship and a 2nd place finish at the Pacific Coast Amateur in the USA, along with 7 other top 10 finishes.

Jack recently also successfully represented the Asia Pacific region at the Bonallack Trophy in Spain.

Jack and Caitlin have also recently been selected to represent Australia at the World Amateur Teams Championships in Abu Dhabi in late October 2023.

The South Australian squad is looking forward to continued success across the local summer of golf, where they will be able to test their game against the best players nationally and internationally.



Finance Audit & Risk Management Report

Golf SA is a not-for-profit organisation, and the intent is for all money received to be returned to grow the game across South Australia.

With expense for operations in South Australia now almost exclusively incurred by Golf Australia under the One Golf agreement, the profit and loss statement has two main entries – affiliation fee income of \$1,055,585 and the One Golf service fee expense of the same amount. Other operating transactions relate predominantly to realised and unrealised earnings from the organisation's share portfolio.

Golf SA reported an overall loss of \$188,832 for the year ended 30 June 2023, an increase of \$130,717 over the prior year's loss of \$58,115. The significant loss is largely attributed to the inclusion of an impairment provision expense of \$234,000 for an aged receivable. The transaction dates back approximately ten years and due to the unsubstantiated nature of the receivable it was agreed with the auditors that a provision expense be raised and included in the accounts for this financial year. There was no cash impact from the transaction and the balance sheet remains strong.

Adjusting for the one-off impairment expense, Golf SA reported an operating surplus of \$45,168. This was attributed to an increase in the market value of the share investment portfolio with unrealised gains of \$23,594 in 2022/23 compared with an unrealised loss of \$105,266 in 2021/22 as well as a \$27,342 profit on the disposal of a motor vehicle.

In 2022/23, Golf SA continued its support of junior girls in South Australia by contributing \$20,000 to the Australian Golf Foundation Junior Girls' Scholarship program compared with \$10,000 in the prior year.

Total cash as of 30 June 2023 is reported as \$3,095,098 compared to \$685,902 as of 30 June 2022. This increase is largely attributed to an increase in trade creditors of \$2,055,665 owing to Golf Australia in relation to affiliation fees.

The delay in transfer was due to the transition of banking arrangements from Westpac to NAB in line with other Golf Australia affiliates.

Total investments as of 30 June 2023 is reported as \$1,074,806, an increase of \$28,121 from the prior year. The makeup of the share portfolio did not change significantly during the year with most invested in blue chip and conservative stocks.

During 2022/23 a grant of \$100,000 was received from the SA Government to "provide leadership policy and administrative services" towards the sport across the state. The funds were received directly by Golf Australia and expended within the financial year on leadership and administrative costs incurred in South Australia.

Over the last 18 months several actions have been undertaken to enhance the efficiency in management of the state financial accounts. This includes consistency in financial year end, accounting process for affiliation fees, transition to NAB banking arrangements and management of all state accounts within the GA finance team.

During the year there was a proposal from Golf Australia to move all Golf SA banking from Westpac to NAB in line with all other GA affiliates. This has not had too much effect on the operations of the organisation, but increases efficiency for the GA finance team and unified one golf approach. Three bank accounts are now open and active within the Golf Australia NAB Connect portal. Both a South Australian Director and the State Manager will always be required to authorise payments.

I would like to thank the Golf Australia finance team, particularly Chris Elliot (CFO) who reports to the Board regularly. Thanks to Taylor Collison for their advice in managing the share portfolio across the year. Finally, I would like to thank the Finance Committee of Rod Phillips, Zoe Dolling and Anna Standish for their insight and contributions during the past 12 months as we look forward to making 2024 a successful year of golf in South Australia.

Kathryn Needs
Board Member
Golf SA

GOLF SOUTH AUSTRALIA INCORPORATED

ABN 81 497 939 594

FINANCIAL REPORT
FOR THE YEAR ENDED 30 JUNE 2023

TABLE OF CONTENTS

	Page
Independent Auditor's Report	11-13
Committee's Report	14-15
Statement by the Committee	16
Financial Statements	
Statement of Surplus or Loss and Other Comprehensive Income	17
Statement of Financial Position	18
Statement of Changes in Members Funds	19
Statement of Cash Flows	20
Notes to the Financial Statements	21-26



Independent auditor's report

To the members of Golf South Australia Incorporated

Our opinion

In our opinion the accompanying financial report presents fairly, in all material respects, the financial position of Golf South Australia Incorporated (the Entity) as at 30 June 2023 and its financial performance and its cash flows for the year then ended in accordance with Australian Accounting Standards to the extent described in Note 1 of the financial report.

What we have audited

The financial report comprises:

- the statement of financial position as at 30 June 2023
- the statement of changes in members funds for the year then ended
- the statement of cash flows for the year then ended
- the statement of surplus or loss and other comprehensive income for the year then ended
- the notes to the financial statements, which include significant accounting policies and other explanatory information
- the Statement by the Committee.

Basis for opinion

We conducted our audit in accordance with Australian Auditing Standards. Our responsibilities under those standards are further described in the *Auditor's responsibilities for the audit of the financial report* section of our report.

We believe that the audit evidence we have obtained is sufficient and appropriate to provide a basis for our opinion.

Independence

We are independent of the Entity in accordance with the ethical requirements of the Accounting Professional & Ethical Standards Board's APES 110 *Code of Ethics for Professional Accountants (including Independence Standards)* (the Code) that are relevant to our audit of the financial report in Australia. We have also fulfilled our other ethical responsibilities in accordance with the Code.

Emphasis of matter - basis of accounting and restriction on distribution and use

We draw attention to Note 1 in the financial report, which describes the basis of accounting. The financial report has been prepared he financial report is prepared to assist Golf South Australia Incorporated to meet the requirements of the Associations Incorporations Act 1985 and its constitution. As a result, the financial report may not be suitable for another purpose. Our report is intended solely for Golf South Australia Incorporated and its members and should not be distributed to or used by parties other than Golf South Australia Incorporated and its members. Our opinion is not modified in respect of this matter.

PricewaterhouseCoopers, ABN 52 780 433 757
2 Riverside Quay, SOUTHBANK VIC 3006, GPO Box 1331, MELBOURNE VIC 3001
T: 61 3 8603 1000, F: 61 3 8603 1999

Liability limited by a scheme approved under Professional Standards Legislation.

Other information

The directors are responsible for the other information. The other information comprises the information included in the annual report for the year ended 30 June 2023, but does not include the financial report and our auditor's report thereon.

Our opinion on the financial report does not cover the other information and accordingly we do not express any form of assurance conclusion thereon through our opinion on the financial report.

In connection with our audit of the financial report, our responsibility is to read the other information and, in doing so, consider whether the other information is materially inconsistent with the financial report or our knowledge obtained in the audit, or otherwise appears to be materially misstated.

If, based on the work we have performed on the other information that we obtained prior to the date of this auditor's report, we conclude that there is a material misstatement of this other information, we are required to report that fact. We have nothing to report in this regard.

Responsibilities of the directors for the financial report

The directors of the Entity are responsible for the preparation and fair presentation of the financial report in accordance with Australian Accounting Standards to the extent described in Note 1 of the financial report, and for such internal control as the directors determine is necessary to enable the preparation of the financial report that is free from material misstatement, whether due to fraud or error. The directors have determined that the basis of preparation described in Note 1 to the financial report is appropriate to meet the needs of the members.

In preparing the financial report, the directors are responsible for assessing the ability of the Entity to continue as a going concern, disclosing, as applicable, matters related to going concern and using the going concern basis of accounting unless the directors either intend to liquidate the Entity or to cease operations, or have no realistic alternative but to do so.

Auditor's responsibilities for the audit of the financial report

Our objectives are to obtain reasonable assurance about whether the financial report as a whole is free from material misstatement, whether due to fraud or error, and to issue an auditor's report that includes our opinion. Reasonable assurance is a high level of assurance, but is not a guarantee that an audit conducted in accordance with the Australian Auditing Standards will always detect a material misstatement when it exists. Misstatements can arise from fraud or error and are considered material if, individually or in the aggregate, they could reasonably be expected to influence the economic decisions of users taken on the basis of the financial report.

A further description of our responsibilities for the audit of the financial report is located at the Auditing and Assurance Standards Board website at: http://www.auasb.gov.au/auditors_responsibilities/ar4.pdf. This description forms part of our auditor's report.



PricewaterhouseCoopers



David Kennett
Partner

Melbourne
12 October 2023

GOLF SOUTH AUSTRALIA INCORPORATED

ABN 81 497 939 594

COMMITTEE'S REPORT
FOR THE YEAR ENDED 30 JUNE 2023

Your committee members present their report on Golf South Australia Incorporated (the "Association") for the year ended 30 June 2023.

Committee Members

The following persons held office as committee members of Golf South Australia Incorporated during the whole of the financial year and up to the date of this report, unless otherwise stated:

Rod Phillips
John Norman *(resigned 22 October 2022)*
Rob Bengler
Zoe Dolling
Kathryn Needs
Anna Standish *(appointed 22 October 2022)*
John Zantvoort *(appointed 22 October 2022)*

Principal Activities

The principal activity of Golf South Australia Incorporated is to act as the peak and controlling body for the advancement, conduct, promotion, management, encouragement and administration of amateur golf, in any form, throughout South Australia for all categories of membership.

Review of operations

The loss from ordinary activities amounted to \$188,832 (2022 loss: \$58,115).

Significant changes in the state of affairs

There was no significant change in the nature of the activities of the Association during the year.

Event since the end of the financial year

No matter or circumstance has arisen since 30 June 2023 that has significantly affected the Association's operations, results or state of affairs, or may do so in future years.

Likely developments and expected results of operations

The members envisage there will be no significant changes to the operations of Golf South Australia Incorporated.

Environmental regulation

The Association is not affected by any significant environmental regulation in respect of its operations.

Insurance of officers and indemnities

(a) Insurance of officers

During the financial year, Golf South Australia Incorporated paid insurance premiums in respect of Committee members' and Officers' Liability and legal expenses insurance contracts for the year ended 30 June 2023. Such insurance contracts insure against certain liability (subject to specific exclusions) for persons who are or have been members or executive officers of Golf South Australia Incorporated.

The committee members have not included details of the nature of the liabilities covered or the amount of the premium paid in respect of the Committee members' and Officers' Liability and legal expenses or insurance contracts, as such disclosure is prohibited under the terms of the contract.

GOLF SOUTH AUSTRALIA INCORPORATED

ABN 81 497 939 594

COMMITTEE'S REPORT (CONT)
FOR THE YEAR ENDED 30 JUNE 2023

Insurance of officers and indemnities (continued)

(b) Indemnity of auditors

Golf South Australia Incorporated has not, during or since the end of the financial year, indemnified or agreed to indemnify the auditor of the Association or any related entity against a liability incurred by the auditor.

During the financial year, Golf South Australia Incorporated has not paid a premium in respect of a contract to insure the auditor of Golf South Australia Incorporated or any related entity.

Proceedings on behalf of the Association

No person has applied for leave to bring proceedings on behalf of the Golf South Australia Incorporated, or to intervene in any proceedings to which the Golf South Australia Incorporated is a party, for the purpose of taking responsibility on behalf of the Golf South Australia Incorporated for all or part of those proceedings.

No proceedings have been brought or intervened in on behalf of the Golf South Australia Incorporated with leave of a court.

Benefits Received

In the opinion of the Committee of Golf South Australia Incorporated:

- a) During the year ended 30 June 2023 no:
 - i) officer of the Association;
 - ii) firm of which the officer is a member; or
 - iii) body corporate in which the officer has a substantial financial interest, has received or become entitled to receive a benefit as a result of a contract between the officer, firm or body corporate and the Association; and
- b) during the year ended 30 June 2023 no officer of the Association received directly or indirectly from the Association any payment or other benefit of a pecuniary value.

This report is made in accordance with a resolution of Members of the Committee:



Rod Phillips
Chair



Anna Standish
Director

12 October 2023

GOLF SOUTH AUSTRALIA INCORPORATED

ABN 81 497 939 594

STATEMENT BY THE COMMITTEE
FOR THE YEAR ENDED 30 JUNE 2023

As stated in note 1(a) to the financial statements, in the committee members' opinion, the Association is not a reporting entity because there are no users dependent on general purpose financial reports.

The special purpose financial report has been prepared in accordance with Accounting Standards and mandatory professional reporting requirements to the extent described in note 1.

In the committee members' opinion:

(a) the financial statements and notes set out on pages 3 to 16 are in accordance with the *Corporations Act 2001*, including:

- (i) complying with Australian Accounting Standards and other mandatory professional reporting requirements, and
- (ii) giving a true and fair view of the Association's financial position as at 30 June 2023 and of its performance for the financial year ended on that date, and Golf South Australia Incorporated will be able to pay its debts as and when they become due and payable.

(b) there are reasonable grounds to believe that

This declaration is made in accordance with a resolution of the committee members.



Rod Phillips
Chair



Anna Standish
Director

12 October 2023

GOLF SOUTH AUSTRALIA INCORPORATED

ABN 81 497 939 594

STATEMENT OF SURPLUS OR LOSS AND OTHER COMPREHENSIVE INCOME
FOR THE YEAR ENDED 30 JUNE 2023

	Note	2023 \$	2022 \$
REVENUE			
Revenue	3	1,055,585	1,027,812
Other income	3	49,090	59,808
Other losses - net	4	(183,062)	(105,267)
TOTAL INCOME		921,613	982,353
LESS EXPENSES			
Golf development expenses		(20,000)	(10,000)
One Golf service fee		(1,055,585)	(1,027,812)
Administration expenses		(23,042)	(341)
Depreciation and amortisation expense		-	(1,894)
Other Expenses		(11,818)	(421)
TOTAL EXPENSES		(1,110,445)	(1,040,468)
LOSS FOR THE YEAR		(188,832)	(58,115)
Other Comprehensive Income for the Year, net of tax		-	-
TOTAL COMPREHENSIVE (LOSS) FOR THE YEAR		(188,832)	(58,115)

The above statement of surplus or loss and other comprehensive income should be read in conjunction with the accompanying notes.

GOLF SOUTH AUSTRALIA INCORPORATED

ABN 81 497 939 594

STATEMENT OF FINANCIAL POSITION
AS AT 30 JUNE 2023

	Note	2023 \$	2022 \$
ASSETS			
Current Assets			
Cash and Cash Equivalents	5	3,095,099	685,902
Trade Receivables	6	250,483	47,891
Other Current Assets	7	544,657	940,000
Financial assets at amortised cost	8	-	107,108
TOTAL CURRENT ASSETS		3,890,239	1,780,901
Non-Current Assets			
Financial assets at fair value through profit or loss	9	1,074,807	1,046,685
Property, plant and equipment		-	3,794
TOTAL NON-CURRENT ASSETS		1,074,807	1,050,479
TOTAL ASSETS		4,965,046	2,831,380
LIABILITIES			
Current Liabilities			
Trade and Other Payables	11	2,085,504	-
Contract liabilities		773,152	536,158
TOTAL CURRENT LIABILITIES		2,858,656	536,158
Non-Current Liabilities			
TOTAL NON-CURRENT LIABILITIES		-	-
TOTAL LIABILITIES		2,858,656	536,158
NET ASSETS		2,106,390	2,295,222
EQUITY			
Retained earnings		2,106,390	2,295,222
TOTAL EQUITY		2,106,390	2,295,222

The above statement of financial position should be read in conjunction with the accompanying notes.

GOLF SOUTH AUSTRALIA INCORPORATED

ABN 81 497 939 594

STATEMENT OF CASH FLOWS
FOR THE YEAR ENDED 30 JUNE 2023

	Note	Retained Earnings \$	Total Equity \$
Balance at 1 July 2021		2,353,336	2,353,336
TOTAL COMPREHENSIVE INCOME FOR THE YEAR			
Loss for the year		(58,115)	(58,115)
Other comprehensive income		-	-
TOTAL COMPREHENSIVE LOSS FOR THE YEAR		(58,115)	(58,115)
Balance at 30 June 2022		2,295,222	2,295,222
Balance at 1 July 2022		2,295,222	2,295,222
TOTAL COMPREHENSIVE INCOME FOR THE YEAR			
Loss for the year		(188,832)	(188,832)
Other comprehensive income		-	-
TOTAL COMPREHENSIVE LOSS FOR THE YEAR		(188,832)	(188,832)
Balance at 30 June 2023		2,106,390	2,106,390

The above statement of changes in members funds should be read in conjunction with the accompanying notes.

GOLF SOUTH AUSTRALIA INCORPORATED

ABN 81 497 939 594

STATEMENT OF CHANGES IN MEMBERS FUNDS
FOR THE YEAR ENDED 30 JUNE 2023

	Note	2023 \$	2022 \$
CASH FLOWS FROM OPERATING ACTIVITIES			
Receipts from customers (inclusive of GST)		1,217,630	1,195,827
Receipt from customers owing to Golf Australia		2,105,114	-
Payments to suppliers (inclusive of GST)		(1,105,818)	(1,620,836)
		2,216,926	(425,009)
Dividends received		42,409	56,961
Interest received		6,681	1,548
Others income		143,181	56,961
NET CASH INFLOW/(OUTFLOW) FROM OPERATING ACTIVITIES	15	2,409,197	(366,500)
CASH FLOWS FROM INVESTING ACTIVITIES			
Proceeds from term deposits		-	10,000
NET CASH INFLOW FROM INVESTING ACTIVITIES		-	10,000
CASH FLOWS FROM FINANCING ACTIVITIES			
Payments for principal portion of lease liabilities		-	(14,511)
NET CASH OUTFLOW FROM INVESTING ACTIVITIES		-	(14,511)
Net increase/(decrease) in cash and cash equivalents		2,409,197	(371,011)
Cash and cash equivalents at the beginning of the financial year		685,902	1,056,913
CASH AND CASH EQUIVALENTS AT END OF YEAR	5	3,095,099	685,902

The above statement of cash flows should be read in conjunction with the accompanying notes.

GOLF SOUTH AUSTRALIA INCORPORATED

ABN 81 497 939 594

NOTES TO THE FINANCIAL STATEMENTS
FOR THE YEAR ENDED 30 JUNE 2023

Note 1 Summary of Significant Accounting Policies

This note provides a list of all significant accounting policies adopted in the preparation of these financial statements. These policies have been consistently applied to all the years presented, unless otherwise stated. The financial statements are for Golf South Australia Incorporated (the "Association").

(a) Basis of preparation

(i) Special purpose financial report

In the committee members' opinion, the Association is not a reporting entity because there are no users dependent on general purpose financial reports.

This is a special purpose financial report that has been prepared in order to satisfy the financial reporting requirements of the *South Australian Associations Incorporation Act 1985* and the Association's constitution. The financial report has been prepared in accordance with the recognition and measurement principles of all applicable Australian Accounting Standards and Interpretations issued by the Australian Accounting Standards Board and the other mandatory professional requirements in Australia. It contains the disclosures that are mandatory under the Accounting Standards and those considered necessary by the committee members to meet the needs of the members. Golf South Australia Incorporated is a not-for-profit entity for the purpose of preparing the financial statements.

(ii) Historical cost convention

The financial statements have been prepared on a historical cost basis, unless otherwise stated.

(iii) Comparatives

Where necessary, comparative information has been reclassified and repositioned for consistency with current year disclosures.

(iv) New and amended standards adopted by the Association

None of the new standards and amendments to standards that are mandatory for the first time for the financial period beginning 1 July 2022 affected any of the amounts recognised in the current period and are not likely to affect future periods.

The Association has not elected to apply any pronouncements before their operative date in the annual reporting period beginning 1 July 2022.

(b) Foreign currency translation

Items included in the financial statements are measured using the currency of the primary economic environment in which the entity operates (the functional currency). The financial statements are presented in Australian dollars (\$), which is Golf South Australia Incorporated's functional and presentation currency.

(c) Revenue Recognition

Revenue is recognised at the fair value of consideration received or receivable. Amounts disclosed as revenue are net of taxes paid. The following specific recognition criteria must also be met before revenue is recognised:

(i) Affiliation Fees

Affiliation and member fees are recognised as revenue as performance obligations are met and the service is rendered to members throughout the year.

(ii) Interest income

Interest income is recognised as interest accrues using the effective interest method. This is a method of calculating the amortised cost of a financial asset and allocating the interest income over the relevant period using the effective interest rate, which is the rate that exactly discounts estimated future cash receipts through the expected life of the financial asset to the net carrying amount of the financial asset.

(iii) Dividends

Dividends are recognised when declared during the financial year and no longer at the discretion of the company.

(d) Income tax

Golf South Australia Incorporated is exempt from income tax under section 50-45 of the *Income Tax Assessment Act 1997*. Golf South Australia Incorporated assesses and determines its exemption on an annual basis in accordance with relevant legislation.

(e) Impairment of non-financial assets

Assets are tested for impairment whenever events or changes in circumstances indicate that the carrying amount may not be recoverable. An impairment loss is recognised for the amount by which the asset's carrying amount exceeds its recoverable amount. The recoverable amount is the higher of an asset's fair value less costs to sell and value-in-use. For the purposes of assessing impairment, assets are grouped at the lowest levels for which there are separately identifiable cash inflows which are largely independent of the cash inflows from other assets or groups of assets (cash-generating units). Non-financial assets that suffered an impairment are reviewed for possible reversal of the impairment at the end of each reporting period.

GOLF SOUTH AUSTRALIA INCORPORATED

ABN 81 497 939 594

NOTES TO THE FINANCIAL STATEMENTS
FOR THE YEAR ENDED 30 JUNE 2023

Note 1 Summary of Significant Accounting Policies (continued)

(f) Cash and Cash Equivalents

For the purpose of presentation in the statement of cash flows, cash and cash equivalents includes cash on hand, deposits held at call with financial institutions, other short-term, highly liquid investments with original maturities of three months or less that are readily convertible to known amounts of cash and which are subject to an insignificant risk of changes in value.

(g) Trade Receivables

Trade receivables are recognised initially at fair value and subsequently measured at amortised cost, less loss allowance. Trade receivables are due for settlement no more than 30 days from the date of recognition.

Collectability of trade receivables is reviewed on an ongoing basis. Debts which are known to be uncollectible are written off. A provision for doubtful receivables is established when there is objective evidence that Golf South Australia Incorporated will not be able to collect all amounts due according to the original terms of receivables. The amount of the provision is the difference between the asset's carrying amount and the present value of estimated future cash flows, discounted at the original effective interest rate. Cash flows relating to short-term receivables are not discounted if the effect of discounting is immaterial. The amount of the change to the provision is recognised in the Consolidated Statement of Comprehensive Income.

The Association applies the AASB 9 *Financial Instruments* simplified approach to measuring expected credit losses which uses a lifetime expected loss allowance for all trade receivables and contract assets.

(h) Investments and other financial assets

(i) Classification

The Association classifies its financial assets in the following measurement categories:

- › those to be measured subsequently at fair value (either through OCI or through profit or loss), and
- › those to be measured at amortised cost.

The classification depends on the entity's business model for managing the financial assets and the contractual terms of the cash flows.

For assets measured at fair value, gains and losses will either be recorded in profit or loss or OCI. For investments in equity instruments that are not held for trading, this will depend on whether the Association has made an irrevocable election at the time of initial recognition to account for the equity investment at fair value through other comprehensive income (FVOCI).

The Association reclassifies debt investments when and only when its business model for managing those assets changes.

(ii) Recognition and derecognition

Regular way purchases and sales of financial assets are recognised on trade date, being the date on which the Association commits to purchase or sell the asset. Financial assets are derecognised when the rights to receive cash flows from the financial assets have expired or have been transferred and the Association has transferred substantially all the risks and rewards of ownership.

(iii) Measurement

At initial recognition, the Association measures a financial asset at its fair value plus, in the case of a financial asset not at fair value through profit or loss (FVPL), transaction costs that are directly attributable to the acquisition of the financial asset. Transaction costs of financial assets carried at FVPL are expensed in profit or loss.

Debt instruments

Subsequent measurement of debt instruments depends on the Association's business model for managing the asset and the cash flow characteristics of the asset. There are three measurement categories into which the Association classifies its debt instruments:

- › Amortised cost: Assets that are held for collection of contractual cash flows where those cash flows represent solely payments of principal and interest are measured at amortised cost. Interest income from these financial assets is included in finance income using the effective interest rate method. Any gain or loss arising on derecognition is recognised directly in profit or loss and presented in other gains/(losses) together with foreign exchange gains and losses. Impairment losses are presented as separate line item in the statement of surplus or loss and other comprehensive income.
- › FVOCI: Assets that are held for collection of contractual cash flows and for selling the financial assets, where the assets' cash flows represent solely payments of principal and interest, are measured at FVOCI. Movements in the carrying amount are taken through OCI, except for the recognition of impairment gains or losses, interest income and foreign exchange gains and losses which are recognised in profit or loss. When the financial asset is derecognised, the cumulative gain or loss previously recognised in OCI is reclassified from equity to profit or loss and recognised in other gains/(losses). Interest income from these financial assets is included in finance income using the effective interest rate method. Foreign exchange gains and losses are presented in other gains/(losses) and impairment expenses are presented as separate line item in the statement of surplus or loss and other comprehensive income.
- › FVPL: Assets that do not meet the criteria for amortised cost or FVOCI are measured at FVPL. A gain or loss on a debt investment that is subsequently measured at FVPL is recognised in profit or loss and presented net within other gains/(losses) in the period in which it arises.

GOLF SOUTH AUSTRALIA INCORPORATED

ABN 81 497 939 594

NOTES TO THE FINANCIAL STATEMENTS
FOR THE YEAR ENDED 30 JUNE 2023

Note 1 Summary of Significant Accounting Policies (continued)

(h) Investments and other financial assets (continued)

(iii) Measurement (continued)

Equity instruments

The Association subsequently measures all equity investments at fair value. Where the Association's management has elected to present fair value gains and losses on equity investments in OCI, there is no subsequent reclassification of fair value gains and losses to profit or loss following the derecognition of the investment. Dividends from such investments continue to be recognised in profit or loss as other income when the Association's right to receive payments is established.

Changes in the fair value of financial assets at FVPL are recognised in other gains/(losses) in the statement of surplus or loss and other comprehensive income as applicable. Impairment losses (and reversal of impairment losses) on equity investments measured at FVOCI are not reported separately from other changes in fair value.

(iv) Impairment

The Association assesses on a forward-looking basis the expected credit losses associated with its debt instruments carried at amortised cost and FVOCI. The impairment methodology applied depends on whether there has been a significant increase in credit risk.

For trade receivables, the Association applies the simplified approach permitted by AASB 9, which requires expected lifetime losses to be recognised from initial recognition of the receivables, see note 1(g) for further details.

(i) Property, plant and equipment

Property, plant and equipment is stated at historical cost less depreciation. Historical cost includes expenditure that is directly attributable to the acquisition of the items.

Subsequent costs are included in the asset's carrying amount or recognised as a separate asset, as appropriate, only when it is probable that future economic benefits associated with the item will flow to the Association and the cost of the item can be measured reliably. The carrying amount of any component accounted for as a separate asset is derecognised when replaced. All other repairs and maintenance are charged to surplus or deficit during the reporting year in which they are incurred.

Depreciation is calculated using the straight-line and reducing balance method to allocate the cost or revalued amounts of the assets, net of their residual values, over their estimated useful lives, as follows:

- › Motor vehicles 3 years

The assets' residual values and useful lives are reviewed, and adjusted if appropriate, at the end of each reporting year.

An asset's carrying amount is written down immediately to its recoverable amount if the asset's carrying amount is greater than its estimated recoverable amount (note 1(e)).

Gains and losses on disposals are determined by comparing proceeds with carrying amount. These are included in surplus or deficit. When revalued assets are sold, it is Association policy to transfer any amounts included in other reserves in respect of those assets to retained earnings.

(j) Trade and other payables

These amounts represent liabilities for goods and services provided to the Association prior to the end of financial year which are unpaid. The amounts are unsecured and are usually paid within 30 days of recognition. Trade and other payables are presented as current liabilities unless payment is not due within 12 months from the reporting date. They are recognised initially at their fair value and subsequently measured at amortised cost using the effective interest method.

Where trade payables are settled via electronic cash transfer, they are derecognised when the Association has no ability to withdraw, stop or cancel the payment, has lost the practical ability to access the cash as a result of the electronic payment instruction and the risk of a settlement not occurring is insignificant.

(k) Contract liabilities

A contract liability is the obligation to transfer goods or services to a customer for which the Association has received consideration (or an amount of consideration is due) from the customer. If a customer pays consideration before the Association transfers goods or services to the customer, a contract liability is recognised when the payment is made or the payment is due (whichever is earlier). Contract liabilities are recognised as revenue when the company performs under the contract.

(l) Goods and Services Tax (GST)

Revenues, expenses and assets are recognised net of the amount of associated GST, unless the GST incurred is not recoverable from the taxation authority. In this case it is recognised as part of the cost of acquisition of the asset or as part of the expense.

Receivables and payables are stated inclusive of the amount of GST receivable or payable. The net amount of GST recoverable from, or payable to, the taxation authority is included with other receivables or payables in the Statement of financial position.

Cash flows are presented on a gross basis. The GST components of cash flows arising from investing or financing activities which are recoverable from, or payable to the taxation authority, are presented as operating cash flows.

GOLF SOUTH AUSTRALIA INCORPORATED

ABN 81 497 939 594

NOTES TO THE FINANCIAL STATEMENTS
FOR THE YEAR ENDED 30 JUNE 2023

Note 2 Critical estimates and judgements

The preparation of financial statements requires the use of accounting estimates which, by definition, will seldom equal the actual results. Management also needs to exercise judgement in applying the Association's accounting policies.

(a) Significant estimates and judgements

Estimates and judgements are continually evaluated. They are based on historical experience and other factors, including expectations of future events that may have a financial impact on the entity and that are believed to be reasonable under the circumstances.

(b) Critical accounting estimates and assumptions

The preparation of financial statements requires the use of certain critical accounting estimates. It also requires management to exercise its judgement in the process of applying the Association's accounting policies. There are no areas involving a higher degree of judgment or complexity, or areas where assumptions and estimates are significant to the financial statements.

Note 3 Revenue and other income

The Association derives revenue from the transfer of services over time under AASB 15 *Revenue from contracts with customers*:

	2023 \$	2022 \$
REVENUE		
Affiliation and Golf Link fees	1,055,585	1,027,812
Sundry Income	-	1,911
	1,055,585	1,029,723
OTHER INCOME		
Interest received	6,681	936
Dividends	42,409	56,961
	49,090	57,897

Note 4 Other losses - net

	2023 \$	2022 \$
Net gain on disposal of property, plant and equipment	27,343	-
Net fair value gains/(losses) on financial assets at fair value through profit or loss	23,595	(105,267)
Asset provision expense	(234,000)	-
	(183,062)	(105,267)

Note 5 Cash and Cash Equivalents

	2023 \$	2022 \$
Cash at bank and in hand	685,902	1,056,913
	685,902	1,056,913

Note 6 Trade receivables

	2023 \$	2022 \$
Trade receivables	270,093	47,891
Loss allowance	(19,610)	-
	250,483	47,891

GOLF SOUTH AUSTRALIA INCORPORATED

ABN 81 497 939 594

NOTES TO THE FINANCIAL STATEMENTS
FOR THE YEAR ENDED 30 JUNE 2023

Note 7 Other current assets

	2023 \$	2022 \$
Prepayments	513,839	867,416
GST receivables	30,818	72,584
	544,657	940,000

Note 8 Financial assets at amortised costs

	2023 \$	2022 \$
Term deposits	-	107,108

Note 9 Financial assets at fair value through profit or loss

	2023 \$	2022 \$
Share portfolio - Taylor Collison	1,033,271	1,046,685
Share portfolio - Watermark	41,536	-
	1,074,807	1,046,685

Note 10 Property, plant and equipment

	Motor Vehicles \$
At 30 June 2022	
Cost	35,551
Accumulated depreciation	(31,757)
Net book amount	3,794
At 30 June 2023	
Cost	-
Accumulated depreciation	-
Net book amount	-

Note 11 Trade and other payables

	2023 \$	2022 \$
Payable to related party	2,085,504	-

Note 12 Contingencies

The Association had no contingent liabilities at 30 June 2023 (2022: \$nil).

Note 13 Commitments

The Association has no capital commitments at 30 June 2023 (2022: \$nil).

GOLF SOUTH AUSTRALIA INCORPORATED

ABN 81 497 939 594

NOTES TO THE FINANCIAL STATEMENTS
FOR THE YEAR ENDED 30 JUNE 2023

Note 14 Events occurring after the reporting period

No matter or circumstance has occurred subsequent to year end that has significantly affected, or may significantly affect, the operations of the Association, the results of those operations or the state of affairs of the Association or economic entity in subsequent financial years.

Note 15 Cash Flow Information

Reconciliation of surplus/(loss) for the year to net cash inflow from operating activities

	2023 \$	2022 \$
LOSS FOR THE YEAR	(188,832)	(58,115)
ADJUSTMENTS FOR:		
Depreciation and amortisation	-	1,894
Change in fair value of investments	(28,121)	105,267
Interest accrued on term deposit	-	612
CHANGE IN OPERATING ASSETS AND LIABILITIES:		
Decrease/(increase) in trade receivables	504,042	(112,555)
Increase/(Decrease) in trade payables	2,122,108	(348,108)
Increase in deferred income	-	44,504
Net cash inflow/(outflow) from operating activities	2,409,197	(366,500)

Membership

MEMBERSHIP SUMMARY	2023		2022	2021
	Clubs	Members	Members	Members
Metropolitan	21	14414	14343	13680
Eyre Peninsula	20	1037	1050	1044
Mid North	18	1822	1742	1642
Murraylands	9	602	604	615
Northern	22	809	821	804
Riverland	4	587	565	557
South Eastern	13	2089	2070	2000
Southern	17	3623	3661	3443
Yorke Peninsula	16	1072	1045	1027
Social	76	14003	12080	10892
TOTAL	216	40058	37981	35704

METROPOLITAN	2023	2022	2021
Blackwood Golf Club	907	942	825
Flagstaff Hill Golf Club	537	530	547
Gleneilg Golf Club	1375	1372	1367
Highercombe Golf Club	490	462	396
Kooyonga Golf Club	1073	1052	1041
Marion Park Golf Club	79	90	78
Mawson Lakes Golf Club	198	162	160
Mount Osmond Golf Club	1135	1113	1028
North Adelaide Golf Club	354	357	353
North Haven Golf Club	174	150	139
Penfield Golf Club	342	359	338
Playford Lakes Golf Club	105	110	120
Regency Park Golf Club	72	71	68
Royal Adelaide Golf Club	1376	1375	1325
Tea Tree Gully Golf Club	1128	1292	1277
Thaxted Park Golf Club	717	706	644
The Grange Golf Club	1676	1671	1583
The Stirling Golf Club	302	203	210
The Vines Golf Club of Reynella	901	845	773
West Lakes Golf Club	950	981	909
Westward Ho Golf Club	523	500	499
TOTAL	14414	14343	13680

EYRE PENINSULA	2023	2022	2021
Ceduna Golf Club	27	21	26
Cleve Golf Club	22	26	28
Coffin Bay Golf Club	151	144	120
Cowell Golf Club	11	7	6
Cummins Golf Club	32	35	46
Darke Peak Golf Club	10	12	11
Elliston Golf Club	17	26	23
Iron Knob Golf Club	5	8	8
Kimba Golf Club	22	25	27
Kyancutta Golf Club	15	15	15
Lock Golf Club	4	3	11
Poochera Golf Club	3	5	4
Port Kenny Golf Club	8	7	7
Port Lincoln Golf Club	290	305	278
Port Neill Golf Club	13	14	12
Smoky Bay Golf Club	17	17	17
Streaky Bay Golf Club	83	74	78
Tumby Bay Golf Club	40	43	52
Whyalla Golf Club	262	259	272
Wirrulla Golf Club	5	4	3
TOTAL	1037	1050	1044

MID NORTH	2023	2022	2021
Balaklava Golf Club	71	84	91
Barossa Valley Golf Club	285	231	222
Blyth Golf Club	44	51	46
Burra Golf Club	47	52	46
Clare Golf Club	200	198	192
Eudunda Golf Club	4	9	9
Hamley Bridge Golf Club	58	46	51
Kapunda Golf Club	282	279	276
Kenton Valley Super 60	25	27	24
Morgan and Cadell Golf Club	15	15	16
Mount Pleasant Golf Club	48	50	48
Owen Golf Club	18	12	12
Port Wakefield Golf Club	14	16	14
Riverton Golf Club	29	34	28
Saddleworth Golf Club	14	20	21
Sandy Creek Golf Club	259	200	173
Tanunda Pines Golf Club	381	386	342
Two Wells Golf Club	28	32	31
TOTAL	1822	1742	1642

MURRAYLANDS	2023	2022	2021
Coonalpyn Golf Club	10	9	12
Karoonda Golf Club	10	6	27
Lake Albert Golf Club	66	80	55
Lameroo Golf Club	47	47	57
Mannum Golf Club	51	55	60
Murray Bridge Golf Club	230	223	218
Pinnaroo Golf Club	38	46	66
Swan Reach Golf Club	52	58	50
Tailem Bend Golf Club	98	80	70
TOTAL	602	604	615

NORTHERN	2023	2022	2021
Booleeroo Centre Golf Club	10	10	13
Coober Pedy Golf Club	20	22	23
Crystal Brook Golf Club	73	70	50
Georgetown Golf Club	10	10	9
Gladstone Golf Club	18	21	24
Hawker Golf Club	17	15	13
Jamestown Golf Club	31	38	38
Laura Riverside Golf Club	13	11	6
Orroroo Golf Club	34	36	37
Peterborough Golf Club	46	44	39
Port Augusta Golf Club	121	124	123
Port Broughton Golf Club	77	95	75
Port Germein Golf Club	32	32	30
Port Pirie Golf Club	88	83	81
Quorn Golf Club	23	25	23
Roxby Downs Golf Club	83	77	80
Snowtown Golf Club	8	9	8
Sth Broken Hill (NSW affiliated)	0	0	42
Stirling North Golf Club	18	18	16
Tarcowie Golf Club	22	24	24
Wilmington Golf Club	12	10	12
Wirrabara Golf Club	23	22	18
Yacka Golf Club	30	25	20
TOTAL	809	821	804

RIVERLAND	2023	2022	2021
Baramba Golf Club	182	175	172
Berri Golf Club	160	130	140
Loxton Golf Club	195	207	181
Waikerie Golf Club	50	53	64
TOTAL	587	565	557

Membership

SOUTH EASTERN	2023	2022	2021
Beachport Golf Club	76	94	71
Blue Lake Golf Club	364	388	325
Bordertown Golf Club	131	120	140
Keith Golf Club	66	65	54
Kingston Golf Club	123	104	132
Lucindale Golf Club	75	84	81
Millicent Golf Club	165	144	141
Mount Gambier Golf Club	369	347	399
Naracoorte Golf Club	213	265	207
Padthaway Golf Club	0	6	10
Penola Golf Club	77	82	90
Port MacDonnell Golf Club	78	51	38
Robe Golf Club	312	284	274
Tintinara Golf Club	40	36	38
TOTAL	2089	2070	2000

SOUTHERN	2023	2022	2021
Aston Hills Golf Club at Mount Barker	494	503	523
Echunga Golf Club	469	453	420
Kingscote Golf Club	33	34	35
Links Lady Bay Golf Club	226	282	198
McCracken Golf Club	197	231	209
McLaren Vale Golf Club	118	137	141
Mount Compass Golf Club	95	78	94
Nairne Golf Club	48	39	28
Oakbank Golf Club	237	229	186
Parrdana Golf Club	24	23	19
Penneshaw Golf Club	31	30	14
South Lakes Golf Club	524	512	498
Strathalbyn Golf Club	142	132	120
Victor Harbor Golf Club	444	515	521
Willunga Golf Club	434	366	336
Wirrina Cove Golf and Country Club	54	48	47
Yankalilla Golf Club	53	49	54
TOTAL	3623	3661	3443

YORKE PENINSULA	2023	2022	2021
Ardrossan Golf Club	110	104	106
Bute Golf Club	40	48	56
Copperclub The Dunes Port Hughes	264	234	211
Curramulka Golf Club	15	12	13
Edithburgh Golf Club	13	13	16
Kadina Golf Club	109	102	112
Maitland Golf Club	77	100	98
Minlaton Golf Club	64	62	67
Moonta Golf Club	79	75	68
Port Victoria Golf Club	27	32	20
Port Vincent Golf Club	21	16	18
Stansbury Golf Club	44	42	46
Wallaroo Golf Club	102	100	97
Warooka Golf Club	29	38	40
Wool Bay Golf Club	22	23	20
Yorke Golf Club	56	44	39
TOTAL	1072	1045	1027

SOCIAL	2023	2022	2021
389-REDS	5	6	10
Aboriginal Golf Club (closed)	0	0	1
Adelaide Nomads Golf Club	17	20	21
Airies Golf Club	18	18	17
Airport Golf Club	20	22	15
ARPA Golf Club	42	44	37
Aus Post-Tel Institute (API)	39	35	35
Balfours Golf Club	11	6	6
Belair Hotel Golf Club	46	40	32
Below The Pin	47	19	127
Beograd Golf Club	12	11	8
BG Golf Club	20	20	18

SOCIAL	2023	2022	2021
Blackwood & Community RSL Golf Club	5	6	8
Bridgestone Golf Club	18	16	18
Broadview Football Golf Club	27	27	27
Croatian Golf Club	5	6	8
CTA Golf Club	16	13	9
Eagles Golf Club	11	12	14
Edwardstown Football Club Golf Club	18	16	15
EET Golf Club	27	21	35
Electrolux Golf Club	22	21	23
Emu Golf Club	2	3	3
Fairways Golf Club	16	16	16
Fulham Ramblers Golf Club	46	42	36
Future Golf	5435	4911	4727
Gardens Golf Club	6	8	8
Golfer Social Club	367	410	340
GolfPASS	227	506	675
Hellenic Golf Club	24	24	22
Henley Golf Club	19	23	21
Ingle Farm Golf Club	45	40	40
Islington Golf Club	11	12	11
Jimminy Crickets Golf Club	33	24	27
Kaycee Golf Club	12	14	14
Kilburn RSL	17	16	14
Kiwi Golf Club	15	14	10
Kunlun Golf Club	42	0	0
Mitsubishi Staff Golf Club	40	54	40
Monroe Golf Club	7	8	10
North Adelaide Golf Course	214	126	104
Panther Golf Club	17	18	23
Paradise Highbury Golf Club	12	12	11
Port Noarlunga Golf Club	6	8	8
Prospectors Golf Club	13	13	15
Rainsfords Golf Club	8	8	10
Redbacks Social Golf Club	10	10	12
Reservoir Golf Club	13	12	0
Reynella Golf Club	26	22	25
Rosewater Football Golf Club	12	15	12
Royal Automobile Assoc Staff Golf Club	6	7	8
SA Correctional Services	60	56	60
SA Hardware Golf Club	36	34	31
SA Italian Golf Club	43	45	37
SAMFS GC	34	36	34
SA Oil-Industry Golf Association	29	72	62
SA Police Golf Club	91	80	48
SA Public Golf Club	21	21	21
SA Sports Golf Club	28	26	23
SA Taxi Golf Club	112	114	113
Shell Company Golf Club	17	25	17
Sikh Golf Club	35	39	39
Sogo SA Golf Club	16	9	14
Southern Cross Golf Club	11	14	8
Southern Divots Golf Club	15	18	15
Talunga Golf Club	22	23	24
The Golf Collective	67	42	22
The Oaks Golf Club	33	33	28
The Oddballs Golf Club	10	9	9
The SGA Golf Club	6049	4464	3381
Tin Cup Golf Club	15	22	25
Transport Golf Club	49	47	50
TPI & Veterans Golf Club	10	12	12
VIP Golf Club	0	8	7
VFL Golfers	20	19	23
Wanderer's Golf Club	21	23	24
West Croydon Golf Club	15	16	17
Wellington Golf Club	8	8	10
Windmill Golf Club	9	10	12
TOTAL	14003	12080	10892





West Beach Parks
Administration Building
Military Road,
West Beach SA 5024
PO Box 152,
West Beach SA 5024
www.golf.org.au



Government of South Australia
Office for Recreation and Sport

