

◆ THÉÂTRE ◆

beanfield

TECHNICAL RIDER

Update: February 1st, 2024

# Table des matières

<b>GENERAL INFORMATION</b> .....	<b>2</b>
<b>STAGE</b> .....	<b>3</b>
<b>STAGE DRAPES</b> .....	<b>4</b>
<b>MISCELLANEOUS</b> .....	<b>5</b>
<b>HEALTH &amp; SAFETY</b> .....	<b>6</b>
<b>SOUND EQUIPMENT (F.O.H.)</b> .....	<b>7</b>
<b>SOUND EQUIPMENT (STAGE)</b> .....	<b>8</b>
<b>LIGHTING</b> .....	<b>9</b>
<b>TECHNICIANS</b> .....	<b>10</b>
<b>EQUIPMENT RENTAL</b> .....	<b>11</b>
<b>FLY</b> .....	<b>12</b>
<b>BASIC SCREENS &amp; DRAPES PLAN</b> .....	<b>13</b>
<b>BASIC LX PLAN (TOP)</b> .....	<b>14</b>
<b>BASIC LX PLAN (ISO)</b> .....	<b>15</b>
<b>LX PATCH SHEET</b> .....	<b>16</b>
<b>RIGGING PLAN UPSTAGE</b> .....	<b>17</b>
<b>RIGGING PLAN DOWNSTAGE</b> .....	<b>18</b>
<b>PARKING ACCESS</b> .....	<b>19</b>

# General Information

## ADDRESS

BEANFIELD THEATRE  
2490 Notre-Dame Street West  
Montreal, Qc H3J 1N5  
(514) 931-2088  
www.theatrebeanfield.ca

## VENUE MANAGER

CHLOÉ GIRARD  
Cell: (514) 553-6738  
Email: cgirard@groupech.ca

## TECHNICAL DIRECTOR

MARC-ANDRÉ THIBERT  
Cell: (514) 975-6430  
Email: mathibert@theatrebeanfield.ca

## SEATING CAPACITY

### STANDING

Maximum: 950

### CABARET

Floor: 210  
Balcony: 303

### AUDITORIUM

Floor: 286  
Balcony: 303

## HOUSE

Width:	65' (19,7 m)
Height (rows 100-200-300-400):	44' (13,3 m)
Height (rows 500-600):	12' 6" (3,8 m)
Height (rows 700-800):	15' (4,5 m)
F.O.H. lighting pipe to apron:	65' (21 m)
Horse shoe 2" pipe to apron:	27' (8,2 m)
Balcony edge to apron:	28' (8,5 m)

## LOADING DOCK

Direct access to the stage, Fauteux back alley  
Two doors, no deck, two 36" wide aluminium truck ramps to go over 12" brick wall

Width:	8' 0" (2,4 m)
Height:	9' 6" (2,9 m)

## PARKING

Directly behind venue, Fauteux back alley (see plan on page 19)

Under no circumstances, the use of a motor running or generator will be tolerated, electrical facilities available on venue's back wall.

Stove plug type 50 amp 208v	3
Width:	25' 0" (7,62 m)
Length:	90' 0" (27,43 m)

# Stage

## FRONT OF HOUSE (F.O.H.) CONTROL BOOTH

Under nose of balcony, cannot be moved

Width: 16' (3,66m)

Depth: 8' (2,42m)

Edge of control booth to apron: 27' (8,21m)

## STAGE

### STAGE FLOOR

Black linoleum on plywood, covering stage and wings

Load capacity: 100 pounds / ft<sup>2</sup>

## PROSCENIUM OPENING

Width: 30' 0" (9.1 m)

Height: 22' 3" (6.8m)

## STAGE DIMENSIONS

Width (between drop curtains):	38' 0" (11,45 m)
Width (from wall to wall):	48' 9" (14,5 m)
Depth (from house curtain to back wall):	18' 6" (5,6 m)
Depth (from house curtain to last pipe):	16' 6" (5 m)
Depth (from house curtain to apron):	8' (2,44 m)
Stage height:	47" (1,19 m)
Free height under side wings:	10' (3 m)

## RIGGING

The technical director must approve all types of rigging: Artistic, acrobatic and / or equipment.

In some cases, a plan approved by an engineer will be required.

Two C-beams from down to upstage, each located at 12' from the center

Upstage (+/- 4' from brick wall) on 2 rig points:

2000 pounds (910 Kg) total

Downstage (+/- 4' from Proscenium opening) on 4 rig points:

4000 pounds (1820 Kg) total

## FLY SYSTEM

Double purchase counterweights (stage left)

Parallel flies:	22	Flies for side curtains:	2
Grid height:	40' 3" (12,2 m)	Flies width:	31' 6" (9,6 m)
Flies maximum weight charge:	500 pounds (227,3 Kg)	Distance between flies:	8" (0,23 m)
Available counterweights	20 * 40 pounds = 800 pounds (364 Kg)		

## STAGE LEFT & RIGHT CLEARANCE

Width:	5' (1,5 m)
Depth:	17' (5,12 m)
Height between stage & technical wings:	10' (3,01 m)

# Stage Drapes

## HOUSE CURTAIN (1)

Original canvas (1912), vertical opening, travelling in proscenium opening, manual operation stage right

Width: 30' 0" (9,1 m)  
Height: 22' (6,67 m)

## BACK CURTAIN (1)

2 sections, black synthetic velvet, 50% fullness

Width: 17' (5,15 m)  
Height: 22' (6,67 m)

## MID-STAGE CURTAIN (1)

6 legs, black synthetic velvet, no fullness

Width: 30' (5,15 m)  
Height: 20' (6,10 m)

## BORDERS (2)

Black synthetic velvet, no fullness

Width: 32' (9,70 m)  
Height: 8' (2,42 m)

## LEGS (2)

Black synthetic velvet, no fullness

Width: 6' (1,82 m)  
Height: 22' (6,67 m)

## DROP CURTAINS (2)

4 legs of black synthetic velvet, no fullness

Width: 6' (1,82 m)  
Height: 22' (6,67 m)

## SCRIM (1)

Black synthetic velvet

Width: 32' (9,70 m)  
Height: 24' (7,28 m)

## ACCESSORIES

Modular stage risers

2' x 6' (0,61 m x 1.98m):	2 (DJ tables)
3' x 8' (0,9 m x 2.4m):	2
4' x 8' (1,2 m x 2.4m):	4
Round legs 12" (0,30 m):	24
Round legs 18" (0,48 m):	24
Round legs 24" (0,61 m):	24
Round legs 36" (0,91 m):	8

Facing for modular stage risers (black velvet)

12" x 16' (0,30 m x 4.88m):	6
18" x 16' (0,46 m x 4.88m):	6
24" x 16' (0,61 m x 4.88m):	6
24" x 10' (0,61 m x 3.05m):	5
48" x 12' (1,22 m x 3.66m):	2

# Miscellaneous

## ACCESSORIES

### SHEET MUSIC HOLDER (MUSIC STAND) (5)

Black, metal, with lights

### LECTERN / PODIUM (1)

Black, wood, 2 condenser microphones, 2 lights

### FREE SPACE FOR CORPORATE SIGNAGE:

Width 18'' (45,7 cm)

Height 38'' (96,5 cm)

### STAIRCASE FOR APRON (1)

Black, wood, 36'' (0,91m) wide

## ELECTRICAL FACILITIES (AUDIO)

30 Kva transformer (600v @ 208v)	1
Master switch 120/208v, 3 Ø 100Amp, 60 Hz	1
Camlock outputs (UPSTAGE Stage Left)	5

## ELECTRICAL FACILITIES (LIGHTING)

150 Kva transformer (600v @ 208v)	1
Master switch 120/208v, 3 Ø 400Amp, 60 Hz	1
Camlock outputs (Stage Right)	5

## SHORE POWER FOR MOBILES & CATERING

No frying or propane gas inside the theater

Master switch 120/208v, 3 Ø 100Amp, 60 Hz	1
Camlock outputs (Stage Left)	5
Stove plug type 50 amp 208v Exterior (back alley)	3
Stove plug type 40 amp 208v Interior (back stage)	1

## DRESSING ROOMS

Underneath the stage, access via stairways on each side of the stage

Each dressing room has a fully equipped bathroom, including: toilet, sink & shower

Mobile costume racks	2
Ironing board	1
Iron	1

### DRESSING ROOM 1

Width	5' (1,52 m)
Depth	11' (3,35 m)

### DRESSING ROOM 2 & 3

Width	11' (3,35 m)
Depth	11' (3,35 m)

# Health & Safety

## SMOKE-FREE ENVIRONMENT

### ARTICLE 2

As of May 31, 2006, and per provincial law, it is now forbidden to smoke in all public areas and cultural establishments (including the Beanfield Theater).

### ARTICLE 42

Anyone that does not respect article 2 can be fined from \$50 to \$300 for a first offense and \$100 to \$600 for a second offense. (Security personnel of the building can give out those fines.)

### ARTICLE 43

The venue's administration can be fined from \$400 to \$4,000 for a first offense and \$1,000 to \$10,000 for a second offense if they are found guilty of not making sure the law is respected.

### ARTICLE 57.1

Stipulates that any person, administration and by extension the promoter, could be called before a judge if it is proven that anyone has intentionally permitted someone to bypass article 2 in any way. Penalties could go up to seizure of all the revenues received from an activity during which the offense was perpetuated.

## SAFETY EQUIPMENT

As per provincial law: It is mandatory that everybody onstage (any person working or supervising work), during load-in or load-out, wear safety shoes with steel toe cap.

## FLAME, FIRE AND PYROTECHNICS EFFECTS

The producer of an event that wishes to hire a fire handler (fire eater or juggler) must first obtain a written permission from the Beanfield's management and a permit from the fire department of the City of Montreal. Fire effects are not defined as explosives, under the law.

Full details on the type of effects, the operating sequence and a stage plot will be required.

A trial test will also be required before the show. In addition, the effects manipulator must have the required level of certification, in accordance with federal legislation.

In the absence of a permit and valid certification from the fire department, the venue management shall prevent the performance from taking place.

A fee may be charged for cleaning and resetting the venue, and for any damages caused by the performance.

## IGNITION SOURCE

It is forbidden to produce open flames, sparks or heat by means of any device.

Candles and paraffin lamps are subject to approval by the Beanfield's management. They should be mounted on non-combustible supports and be placed in a container covering at least 3.8 cm (1.5") over the height of the flame.

## FIREPROOFING

The Tenant must fireproof all scenic elements used in the leased premises to ensure that all materials pass the match flame test, according to NFPA 701, "Fire Tests for Flame-Resistant Textiles and Films."

Management reserves the right to perform this test at all times to ensure the effectiveness of the fireproofing.

## STAGE ACCESS AND SAFETY

For security reasons, access to the stage is only possible in the presence of the Beanfield's technical director.

# Sound Equipment (F.O.H.)

In order to respect local municipal regulations and our direct neighborhood

At the FOH control booth, 102 dbA LAeq 15 minutes / 112 dbC LCeq 15 minutes  
Measurements done with 10 Easy soundmeter application.

## CONSOLE

Yamaha QL5 (56 analog inputs, no gain sharing)	1
MY4-AD Expansion cards (4 XLR outputs)	1
MY8-AD96 Expansion cards (8 XLR inputs)	1
Yamaha Rio R18D	2

## CONTROL UNIT

Meyer Galileo, locked	1
-----------------------	---

## SOUND SYSTEM

### GROUND LEVEL

L-Acoustics ARCS	6
L-Acoustics SUB KS28	6
L-Acoustics LA8 amplified controller	1
L-Acoustics LA12 amplified controller	2

### BALCONY

L-Acoustics ARCS	4
L-Acoustics LA8 amplified controller	1

### FRONT FILLS

Meyer CQ2	2
-----------	---

### DELAYS (UNDER BALCONY)

L-Acoustics dV-DOSC	2
---------------------	---

## INTERCOMMUNICATION

1 channel clear-com base	1
Beltpacks (TP BP1)	8
Phones	2
One-ear Headset (TP SMH210)	4
Two-ear Headset (TP SMH220)	4
Amplified speaker behringer eurolive b205d	2



# Sound Equipment (Stage)

In order to respect local municipal regulations and our direct neighborhood

At the FOH control booth,  
102 dbA LAeq 15 minutes / 112 dbC LCeq 15 minutes  
Measurements done with 10 Easy soundmeter application

## CONSOLE

Yamaha QL5 (56 analog inputs, no gain sharing)	1
MY8-DA Expansion card (8 XLR outputs)	1
Yamaha Rio R18D	2

## WEDGES

Nexo PS15 - on 10 active mixes	12
Subs Yorkville NX 720s	2

## SIDE FILLS

Meyer CQ2	2
Meyer 600HP	2

## IEMS

Sennheiser G2 SR-350 Dual channel Transmitter (A - 518-550 MHz)	2
Sennheiser AC 3000 Antenna combiner	1
Sennheiser EW 300 IEM G2 Body pack	4

## SIGNAL

Shielded Cat6	2
Patch box split 4 VEAM (56 inputs / 12 returns)	1
Sub-snake 16 pairs 100' (Upstage center)	1
Sub-snake 12 pairs 75' (Downstage left)	1
Sub-snake 12 pairs 100' (Downstage right)	1
Sub-snake 12 pairs 75'	1
Sub-snake VEAM 12 pairs 50'	2
Sub-snake VEAM 12 pairs 75'	1

## MICROPHONES

Shure SM-58	12
Shure SM-57	8
Shure beta 52	1
Sennheiser E-602	1
Shure SM-91	1
Shure Beta-91	2
Shure Beta 91A	2
Rode NT-5	4
Audio Technica ATM-35	2
Audio Technica ATM-350	2
Sennheiser E-604	6
Sennheiser E-904	4
Sennheiser E-609	4
AKG SE300-CK91	3
ATM 4051	2
Klark Teknik DN100 Active direct box	8
Klark Teknik LB100 Active direct box	2
BSS AR-133 Active direct box	2
PRO-48 Active direct box	2
DOD-575 Active direct box	2
Whirlwind IMP-2 Passive direct box	2

## WIRELESS MICROPHONES

Shure UR4D Dual channel UHF receiver (578 - 638 MHz)	3
Shure UA 845 Antenna distribution system	1
Shure UR2-J5 SM-58 microphones	6
Shure UR1-J5 bodypack transmitter	2
Shure B53 SHU black omnidirectional headset	2

## MICROPHONE STANDS

K & M 259 small booms	10
K & M 210/9 tall booms	20
K & M 260 straight boom + round base	5
K & M 29 390 table base with XLR	1
K & M silver gooseneck	2
Table base + straight boom 4''	2

# Lighting

The Beanfield Theater's rental includes the undermentioned equipment and a lighting plan. Any modifications to that plan will necessitate a pre-hang and a rehang at lessee's charge.

## CONSOLE

Grand MA 2 Light	1
Chamsys Quick Q10	1

## DIMMERS

Sensor ETC 2.4 Kw Circuits	96
----------------------------	----

## SIGNAL (DOWNSTAGE RIGHT @ FOH CONTROL BOOTH) HOUSE KIT

XLR-5	4
-------	---

## SIGNAL (DOWNSTAGE RIGHT @ FOH CONTROL BOOTH) AVAILABLE FOR TOURS

XLR-5	2
Shielded Cat6	2

## CIRCUIT DISPATCH

FOH	1 @ 12
Carrier # 2	13 @ 18
Horse shoe Stage Right	19 @ 21
Horse shoe Stage Left	22 @ 24
Horse shoe Stage Right & Downstage Stage Right	25 @ 30
Horse shoe Stage Left & Upstage Stage Left	31 @ 36
Horse shoe Stage Right & Upstage Stage Right	37 @ 42
Horse shoe Stage Left & Downstage Stage Left	43 @ 48
Patchbox (Upstage Stage Right)	49 @ 96

## F.O.H. LIGHTING

Selecon Pacific Zoom 5.5° @ 12° 1,2 kW	8
Lekos ETC Source 4 Zoom 15-30° 750w	6

## FIXTURES

Elation Opti Quad Par (RGBW)	22
Lekos ETC Source 4 26° 575w	4
Lekos ETC Source 4 Zoom 25-50° 750w	6
ACL bars (4 * Pars 64 Aluminium bodies)	6
Blinders Cuepix WW4	6
Atomic 3000	4

## MOVING HEADS

Clay-Paki Mythos	14
Robe Robin Ledwash 1200	12
Chauvet maverick s spot	6
Martin MAC Quantum Profile	10

## MISCELLANEOUS

Gobo holders for ETC Source 4 (size B)	10
Step ladders Featherlite (10' - 12' - 14')	3

## SMOKE GENERATORS

MDG Atmosphere	1
----------------	---

## HARDWARE

Wooden floor bases 10'' * 10''	10
Pipes 2'' * 6'	2
Pipes 2'' * 8'	2
Pipes 2'' * 10'	2
Steel square floor base (50 pounds)	6

# Technicians

Beanfield's technical personnel is not affiliated with any workers union. Access to the stage is only possible in the presence of the Beanfield's technical director. House techs will push cases, but are not truckloaders.

Four (4) house techs = 2 \* case pushers

## TECHNICAL DIRECTOR

10 hour minimum call, cannot act as chief

Mandatory	\$42.00 / hour
After 12 hours, hourly rate * 1,5	\$63.00/ hour
Any form of recording or live feed	\$44.00 / hour
After 12 hours, hourly rate * 1,5	\$66.00 / hour
Day of Show, fixed rate for production advance	\$84.00 / show

## ALL CHIEFS

Mandatory with use of respective equipment

## SET-UP

10-hour minimum call	\$38.00 / hour
If no show call, after 12 hours, hourly rate * 1,5	\$57.00 / hour
Any form of recording or live feed	\$40.00 / hour
After 12 hours, hourly rate * 1,5	\$60.00 / hour

## SHOW CALL

Day with set-up	\$152.00
Day without set-up, Call 10 minimum	\$380.00

## RIGGING

The technical director must approve all types of rigging: Artistic, acrobatic and / or equipment. In some cases, a plan approved by an engineer will be required.

### SET-UP

4-hour minimum call	\$70.00 / hour
---------------------	----------------

## ALL TECHNICIANS

### SET-UP

4-hour minimum call	\$31.00 / hour
If no show call, after 12 hours, hourly rate * 1,5	\$46.50 / hour
Any form of recording or live feed	\$33.00 / hour
After 12 hours, hourly rate * 1,5	\$49.50 / hour

### SHOW CALL

Day with set-up	\$124.00
Day without set-up, Call 10 minimum	\$310.00

\*"Show call" represents a four hour maximum period, starting 30 minutes before showtime and ending at the end of the performance.

# Equipment Rental

The Beanfield Theater offers you as extra rental the undermentioned equipment (daily rate)

## WIRELESS MICROPHONES

**\$80.00 / CHANNEL**

## IEMS

**\$80.00 / CHANNEL**

## PODIUM \$50.00

Black, wood, 2 condenser microphones,  
2 lights 1

## FOLLOWSPOT \$200.00

Robert Juliat Ivanhoe 2,5 Kw HMI 1

## VIDEO PROJECTOR

**\$400.00**


Panasonic PT-RZ-790 (7 000 lumens)  
DLP LAZER WUXGA 1920\* 1200 1  
Panasonic standard fixerd lens short throw 1  
Panasonic lens ET-DLE105 1.0-1.3:1 throw ratio  
(WUXGA) 1  
Roland V-1HD HD Video Switcher 1  
Shielded Cat 6 FOH control booth  
@ video projector 2  
Shielded Cat 6 FOH control booth @ stage 2  
BNC (RGBHV) FOH control booth  
@ video projector 1  
2 box kits Tx / Rx 2  
Fastfold DA-Lite 16' W \* 09' H  
(front projection) 1

#	* Zéro	* Opening	Hung material	H-Trim	L-Trim
1	10'	1' 6"			
2	10' 8"	2' 2"	Lx 1		
3	11' 4"	2' 10"			
4	12'	3' 6"	Border		
5	12' 8"	4' 2"	Leg		
6	13' 4"	4' 10"	Movie screen (16' W * 09' H)		
7	14"	5' 6"			
8	14' 8"	6' 2"			
9	15' 4"	6' 10"	Lx 2		
<b>DROP CURTAIN</b>					
10	16' 8"	8' 2"	Movie screen (23' W * 11' H)		
11	17' 4"	8' 10"			
12	18'	9' 6"	Lx 3		
13	18' 8"	10' 2"	Mid-stage curtain		
<b>DROP CURTAIN</b>					
14	20'	11' 6"			
15	20' 8"	12' 2"	Lx 4		
16	21' 4"	12' 10"			
17	22'	13' 6"	Lx 5		
18	22' 8"	14' 2"			
19	23' 4"	14' 10"	Lx 6		
20	24'	15' 6"			
21	24' 8"	16' 2"			
22	25' 4"	16' 10"	Back curtain		

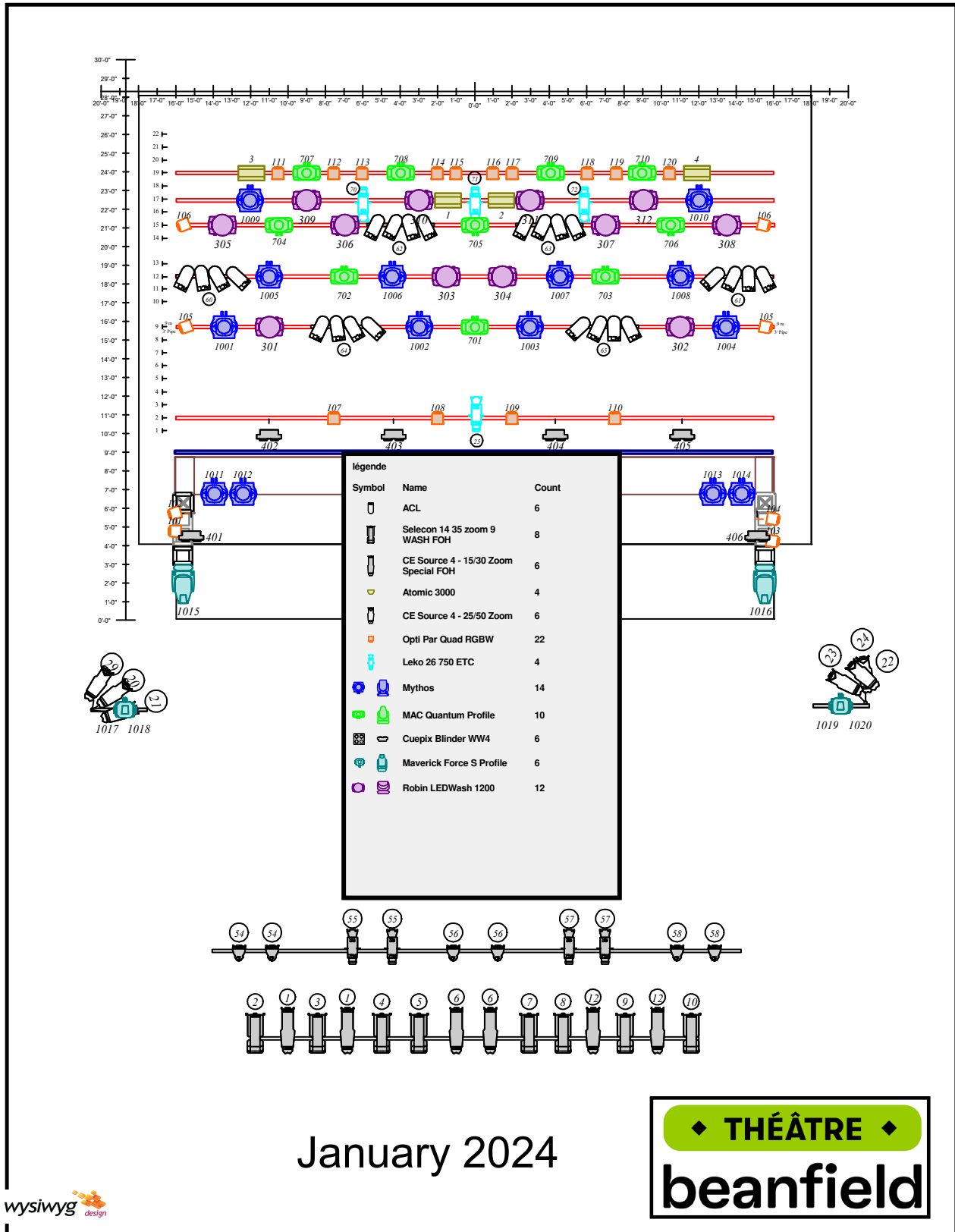
\* Zero: Measurements from apron

\* Opening: Measurements from proscenium opening

# Basic Screens & Drapes plan



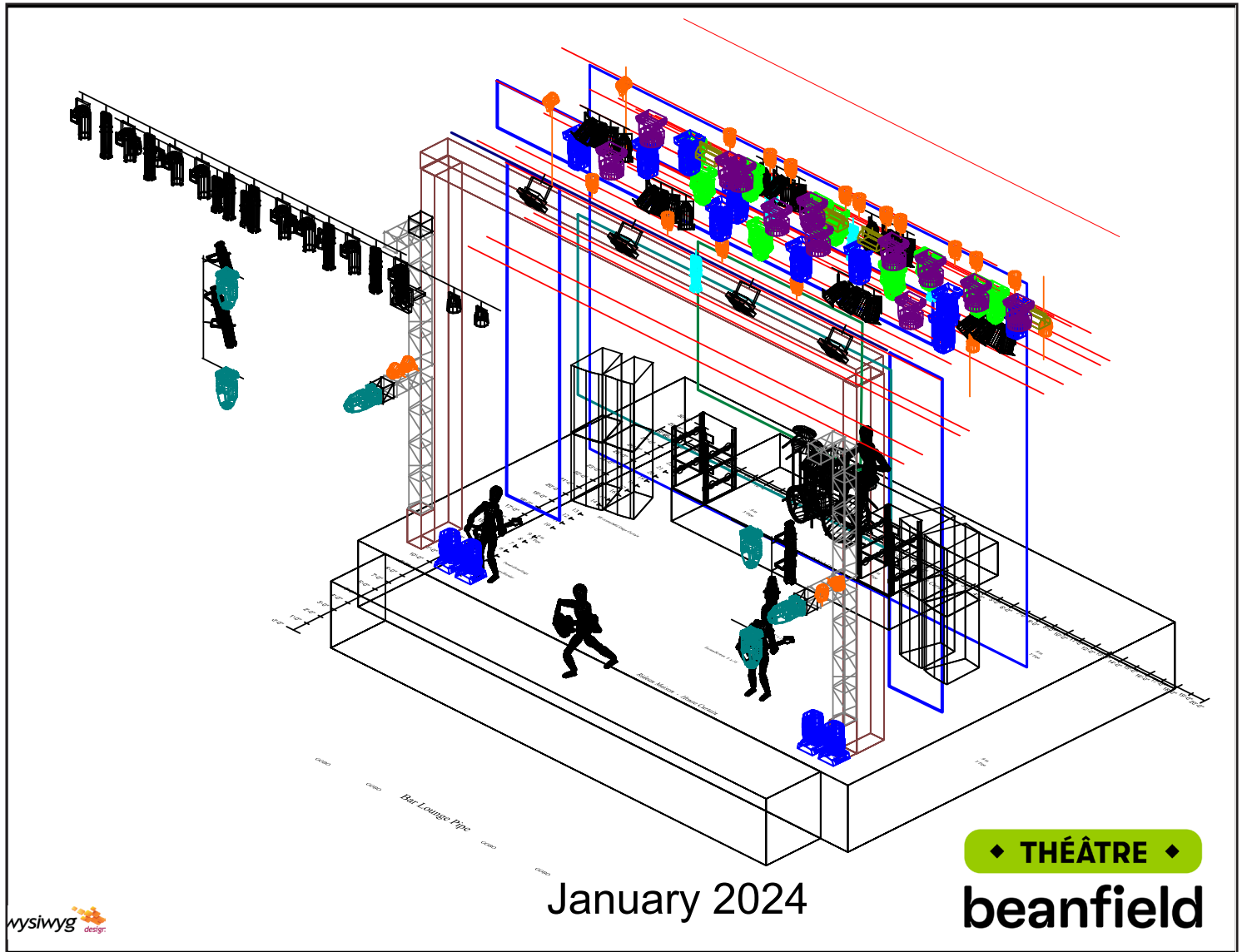
# Basic Lx plan (top)



January 2024

◆ THÉÂTRE ◆  
**beanfield**

# Basic Lx plan (iso)






# Lx Patch sheet

## ◆ THÉÂTRE ◆ beanfield


ID	Patch	Type	Brand	Purpose	Mode	Lamp
1	3.404	Atomic 3000	Martin	LX 5	4 ch	XOP 7-OF
2	3.408	Atomic 3000	Martin	LX 5	4 ch	XOP 7-OF
3	3.501	Atomic 3000	Martin	LX 5	4 ch	XOP 7-OF
4	3.481	Atomic 3000	Martin	LX 5	4 ch	XOP 7-OF
1015	4.200	Maverick Force S-Spot	Chauvet	Arch SR	29 ch	LED
1016	4.229	Maverick Force S-Spot	Chauvet	Arch SL	29 ch	LED
1017	4.258	Maverick Force S-Spot	Chauvet	Side Stage Right	29 ch	LED
1018	4.287	Maverick Force S-Spot	Chauvet	Side Stage Right	29 ch	LED
1019	4.316	Maverick Force S-Spot	Chauvet	Side Stage Left	29 ch	LED
1020	4.345	Maverick Force S-Spot	Chauvet	Side Stage Left	29 ch	LED
701	2.167	Mac Quantum Profile	Martin	LX 2	Basic 19Ch	LED
702	2.310	Mac Quantum Profile	Martin	LX 3	Basic 19Ch	LED
703	2.329	Mac Quantum Profile	Martin	LX 3	Basic 19Ch	LED
704	3.93	Mac Quantum Profile	Martin	LX 4	Basic 19Ch	LED
705	3.112	Mac Quantum Profile	Martin	LX 4	Basic 19Ch	LED
706	3.131	Mac Quantum Profile	Martin	LX 4	Basic 19Ch	LED
707	3.314	Mac Quantum Profile	Martin	LX 6	Basic 19Ch	LED
708	3.333	Mac Quantum Profile	Martin	LX 6	Basic 19Ch	LED
709	3.352	Mac Quantum Profile	Martin	LX 6	Basic 19Ch	LED
710	3.371	Mac Quantum Profile	Martin	LX 6	Basic 19Ch	LED
301	2.348	Robin LedWash 1200	Robe	LX 2	Mode 2 (21 ch)	LED
302	2.369	Robin LedWash 1200	Robe	LX 2	Mode 2 (21 ch)	LED
303	2.390	Robin LedWash 1200	Robe	LX 3	Mode 2 (21 ch)	LED
304	2.411	Robin LedWash 1200	Robe	LX 3	Mode 2 (21 ch)	LED
305	3.001	Robin LedWash 1200	Robe	LX 4	Mode 2 (21 ch)	LED
306	3.022	Robin LedWash 1200	Robe	LX 4	Mode 2 (21 ch)	LED
307	3.043	Robin LedWash 1200	Robe	LX 4	Mode 2 (21 ch)	LED
308	3.214	Robin LedWash 1200	Robe	LX 4	Mode 2 (21 ch)	LED
309	3.235	Robin LedWash 1200	Robe	LX 5	Mode 2 (21 ch)	LED
310	3.256	Robin LedWash 1200	Robe	LX 5	Mode 2 (21 ch)	LED
311	3.277	Robin LedWash 1200	Robe	LX 5	Mode 2 (21 ch)	LED
312	3.412	Robin LedWash 1200	Robe	LX 5	Mode 2 (21 ch)	LED

ID	Patch	Type	Brand	Purpose	Mode	Lamp
1001	2.1	Mythos	Clay-Paky	LX 2	Standard 30 ch	MSD 470w
1002	2.31	Mythos	Clay-Paky	LX 2	Standard 30 ch	MSD 470w
1003	2.61	Mythos	Clay-Paky	LX 2	Standard 30 ch	MSD 470w
1004	2.91	Mythos	Clay-Paky	LX 2	Standard 30 ch	MSD 470w
1005	2.190	Mythos	Clay-Paky	LX 3	Standard 30 ch	MSD 470w
1006	2.220	Mythos	Clay-Paky	LX 3	Standard 30 ch	MSD 470w
1007	2.250	Mythos	Clay-Paky	LX 3	Standard 30 ch	MSD 470w
1008	2.280	Mythos	Clay-Paky	LX 3	Standard 30 ch	MSD 470w
1009	3.154	Mythos	Clay-Paky	LX 5	Standard 30 ch	MSD 470w
1010	3.184	Mythos	Clay-Paky	LX 5	Standard 30 ch	MSD 470w
1011	1.365	Mythos	Clay-Paky	Floor DS Right	Standard 30 Ch	MSD 470w
1012	1.395	Mythos	Clay-Paky	Floor DS Right	Standard 30 Ch	MSD 470w
1013	1.425	Mythos	Clay-Paky	Floor DS Left	Standard 30 Ch	MSD 470w
1014	1.455	Mythos	Clay-Paky	Floor DS Left	Standard 30 Ch	MSD 470w
101	1.321	Opti Par Quad RGBW	Elation	Side Downstage R1	4 Channels	LED
102	1.325	Opti Par Quad RGBW	Elation	Side Downstage R2	4 Channels	LED
103	1.329	Opti Par Quad RGBW	Elation	Side Downstage L1	4 Channels	LED
104	1.333	Opti Par Quad RGBW	Elation	Side Downstage L2	4 Channels	LED
105	2.186	Opti Par Quad RGBW	Elation	Downrig Lx 2	4 Channels	LED
106	3.150	Opti Par Quad RGBW	Elation	Downrig Lx 4	4 Channels	LED
107	1.153	Opti Par Quad RGBW	Elation	LX 1	4 Channels	LED
108	1.157	Opti Par Quad RGBW	Elation	LX 1	4 Channels	LED
109	1.105	Opti Par Quad RGBW	Elation	LX 1	4 Channels	LED
110	1.109	Opti Par Quad RGBW	Elation	LX 1	4 Channels	LED
111	1.113	Opti Par Quad RGBW	Elation	LX 6	4 Channels	LED
112	1.117	Opti Par Quad RGBW	Elation	LX 6	4 Channels	LED
113	1.121	Opti Par Quad RGBW	Elation	LX 6	4 Channels	LED
114	1.125	Opti Par Quad RGBW	Elation	LX 6	4 Channels	LED
115	1.129	Opti Par Quad RGBW	Elation	LX 6	4 Channels	LED
116	1.133	Opti Par Quad RGBW	Elation	LX 6	4 Channels	LED
117	1.137	Opti Par Quad RGBW	Elation	LX 6	4 Channels	LED
118	1.141	Opti Par Quad RGBW	Elation	LX 6	4 Channels	LED
119	1.145	Opti Par Quad RGBW	Elation	LX 6	4 Channels	LED
120	1.149	Opti Par Quad RGBW	Elation	LX 6	4 Channels	LED
401	1.200	Cuepix Blinder WW4	Elation	Arch	9 Ch - Standard	LED
402	1.209	Cuepix Blinder WW4	Elation	Arch	9 Ch - Standard	LED
403	1.218	Cuepix Blinder WW4	Elation	Arch	9 Ch - Standard	LED
404	1.227	Cuepix Blinder WW4	Elation	Arch	9 Ch - Standard	LED
405	1.236	Cuepix Blinder WW4	Elation	Arch	9 Ch - Standard	LED
406	1.245	Cuepix Blinder WW4	Elation	Arch	9 Ch - Standard	LED

# Rigging Plan Upstage



# Rigging Plan Downstage



# Parking access

