

GOCARDLESS

sage

GoCardless for Sage 50

Take control of your payments with GoCardless, the UK's leading Direct Debit provider, and ensure your invoices get paid on time, every time. With automatic reconciliation within Sage 50, GoCardless will improve your cash flow and reduce your admin. Join over 30,000 businesses processing over £1bn a year with GoCardless and say goodbye to late payments.



Reduce admin

Stop chasing late payments and automatically reconcile invoices



Get paid on time

Collect payment for your Sage 50 invoices as soon as they're due.



Reduce costs

Free integration. Pay just 1%, capped at £2 per transaction (min 20), with no set up costs or hidden fees.

Core Features

Quick and easy set up:

- ✓ Set up your account in minutes
- ✓ Quickly import existing GoCardless mandates
- ✓ Online and phone support

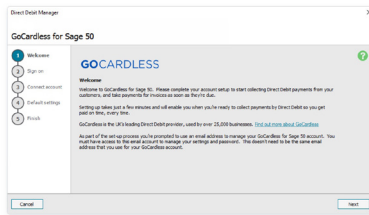
Flexible payments:

- ✓ Invite customers to sign up securely online
- ✓ Collect payments on the day and frequency which suits you
- ✓ Take payments across the UK (Bacs) or Eurozone (SEPA)

Automatic reconciliation:

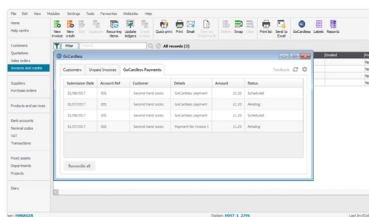
- ✓ Automatic reconciliation of payments and GoCardless fees in Sage 50
- ✓ Real time notification of failed payments and cancelled mandates

Getting started with GoCardless for Sage 50 is quick and simple



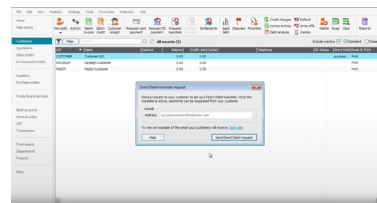
1 Connect your account

Get started in minutes. Click on GoCardless for Sage 50 in Company Preferences and you will be prompted to set up your GoCardless account, or connect an existing one. Choose your settings and look out for an email from GoCardless to verify your account.



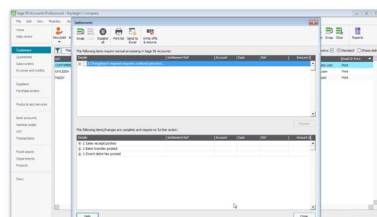
3 Start collecting payments

In the customers tab, select 'request DD payments' in the toolbar and select the relevant customers. You will be prompted to confirm which outstanding invoices you would like to be collected. You can also collect an invoice in installments.



2 Set up your customers

In the customers tab, select 'request mandate' in the toolbar. Select the customers you would like to invite and ensure they have a registered email address. If you're an existing GoCardless user you can import existing mandates and match them to your Sage 50 customers.



4 Add a 'pay now' button to your invoices

When a payment is received reconciliation is handled automatically. In the Customers tab select Settlements in the toolbar. Processed payments will be shown, with the relevant invoice(s) marked as paid and GoCardless fees posted as an expense.

"This is great news for businesses like ours that run accounts on Sage and collect payments with GoCardless. Anything that enables us to increase efficiency and cut costs allows us to deliver an even better experience for customers."

Radium Security Systems

Pricing plans

Standard Direct Debit made easy	Plus Your brand front and centre	Pro Build your customer experience
<ul style="list-style-type: none">✓ All core features✓ Quick and simple setup - start taking payments today	<ul style="list-style-type: none">✓ All core features✓ Your name on your customers' bank statements✓ Improve customer experience with consistent branding	<ul style="list-style-type: none">✓ All core features✓ Your name on your customers' bank statements✓ Volume-based scalable pricing✓ Option to build your ownbranded payment pages✓ Option to send your own email notifications to customers✓ Collect customer details
1% per transaction Max £2, min 20p	1% per transaction Max £2, min 20p	Volume based pricing
no monthly fee	+£50 per month	+£200 per month

Ready to sign up? Connect today, take payments right away...

Our Sage 50 integration is free - no set up costs and no hidden charges. Getting started is quick and simple, sign up from within your Sage 50 accounts. [Get started today.](#)

If you have technical queries about our integration you can find out more in the [Sage support centre](#), or get in touch with the team [here](#).