



# Drive Change Fund

## Electric Vehicle Charging Guide

### General Charging Information

Do you have questions about electric vehicle charging? This guide includes a sampling of popular Level 2 and DC Fast Chargers that meet the technical requirements for the Drive Change Fund. They are listed based on their most common use case category (fleet, public/destination, multifamily, workplace). However, you are free to choose a charger outside of a given category, or any charger not listed in this guide, as long as it meets the technical requirements (listed on the Drive Change Fund website). PGE does not endorse any particular manufacturer, contractor, or product.

For more information on the different types of electric vehicle charging, you can visit the [Alternative Fuels Data Center](#).

### Charger Summary

#### Level 2

Model	Use Case	Max Power
ChargePoint CPF50	Fleet, Multifamily	12 kW
BTCPower 70A	Fleet	16.8 kW
iEVSE Plus	Fleet, Multifamily	7.2 kW
ChargePoint CT4000	Workplace, Public/Destination	7.2 kW
BTCPower 30A/40A	Workplace, Public/Destination	7.2 kW/9.6 kW
EVBox BusinessLine	Workplace, Multifamily	7.4 kW
SemaConnect Series 6	Workplace, Multifamily	7.2 kW

#### DC Fast Charging

Model	Use Case	Max Power
ABB HVC	Fleet	100 kW, 150 kW
Proterra PCS	Fleet	60 kW, 125 kW
ChargePoint CPE250	Fleet, Public/Destination	62.5 kW
ABB Terra 54	Public/Destination	50 kW
ABB Terra HP	Public/Destination	175 kW
BTCPower Slim Line DC Fact Charger	Public/Destination	50 kW
BTCPower HPC Modular System	Public/Destination	100 kW, 150 kW, 200 kW
Tritium Veefil	Public/Destination	50 kW

*Note: Based on best available information from manufacturers. Subject to change. This does not constitute a comprehensive list.*




# Drive Change Fund

## Electric Vehicle Charging Guide


### Fleet Charging

Level 2:

Level 2  
Fleet



[ChargePoint CPF50](#)



**Key Features:**

- 12 kW max power
- 50A @ 240VAC
- Single or dual port
- Pedestal or wall mount
- 18' or 23' cable

**Contact:**  
Kelly Desy  
Sales Director, Pacific Northwest  
(206) 939-2481 mobile  
[Kelly.desy@chargepoint.com](mailto:Kelly.desy@chargepoint.com)

Level 2  
Fleet



[BTC Power 70A](#)



**Key Features:**

- 16.8 kW max power
- 70A @ 240VAC
- Single port
- Pedestal mount
- 18' or 25' cable
- Can choose network provider
  - EV Connect, Greenlots

**EV Connect Contact:**  
Rob Sham  
West Coast Sales  
(213) 884-4681  
[RSham@evconnect.com](mailto:RSham@evconnect.com)

**Greenlots Contact:**  
John Murnin  
Enterprise Sales Director, West  
(415) 816-6635  
[jmurnin@greenlots.com](mailto:jmurnin@greenlots.com)

*Note: Based on best available information from manufacturers. Subject to change. This does not constitute a comprehensive list.*



# Drive Change Fund

## Electric Vehicle Charging Guide

Level 2  
Fleet

### EVOCHARGE™

[iEVSE Plus](#)



#### Key Features:

- 7.2 kW max power
- 30A @ 240VAC
- Single or dual port
- Pedestal or wall mount
- 18' or 25' cable
- Can choose network provider
  - EV Connect, Greenlots

#### EV Connect Contact:

Rob Sham  
West Coast Sales  
(213) 884-4681  
[RSham@evconnect.com](mailto:RSham@evconnect.com)

#### Greenlots Contact:

John Murnin  
Enterprise Sales Director, West  
(415) 816-6635  
[jmurnin@greenlots.com](mailto:jmurnin@greenlots.com)

## DC Fast Charging

DCFC  
Fleet

### ABB

[ABB HVC](#)



#### Key Features:

- 100 kW max power
  - 132A @ 480VAC
- 150 kW max power
  - 198A @ 480VAC
- Connect up to 3 dispensers to 1 HVC cabinet
- Wall or pedestal dispenser mount
- 8.5' or 20' cable
- Ethernet or cellular connectivity

#### EV Connect Contact:

Rob Sham  
West Coast Sales  
(213) 884-4681  
[RSham@evconnect.com](mailto:RSham@evconnect.com)

#### Greenlots Contact:

John Murnin  
Enterprise Sales Director, West  
(415) 816-6635  
[jmurnin@greenlots.com](mailto:jmurnin@greenlots.com)

*Note: Based on best available information from manufacturers. Subject to change. This does not constitute a comprehensive list.*



# Drive Change Fund

## Electric Vehicle Charging Guide

DCFC  
Fleet



[Proterra PCS](#)



### Key Features:

- 60 kW max power
  - 79A @ 480VAC
- 125 kW max power
  - 166A @ 480VAC
- Connect up to 4 dispensers to 1 PCS cabinet
- Wall or pedestal dispenser mount
- 10', 18', or 25 cable
- Cellular connectivity

### Contact:

David Nguyen  
(805) 264-8602  
[Dnguyen2@proterra.com](mailto:Dnguyen2@proterra.com)

DCFC  
Fleet



[ChargePoint CPE250](#)



### Key Features:

- 62.5 kW max power
- 80A @ 480VAC
- All-in-one unit
- Pair two stations together to get 125 kW
- 14' cable
- Wifi or cellular connectivity

### Contact:

Kelly Desy  
Sales Director, Pacific Northwest  
(206) 939-2481 mobile  
[Kelly.desy@chargepoint.com](mailto:Kelly.desy@chargepoint.com)

*Note: Based on best available information from manufacturers. Subject to change. This does not constitute a comprehensive list.*




# Drive Change Fund

## Electric Vehicle Charging Guide


### Public/Destination Charging

Level 2:

Level 2  
Public



[ChargePoint CT4000](#)



**Key Features:**

- 7.2 kW max power
- 30A @ 240VAC
- Single or dual port
- Pedestal or wall mount
- 18' or 23' cable
- Credit card reader (contactless)

**Contact:**  
Kelly Desy  
Sales Director, Pacific Northwest  
(206) 939-2481 mobile  
[Kelly.desy@chargepoint.com](mailto:Kelly.desy@chargepoint.com)

Level 2  
Public



[BTC Power 30/40A](#)



**Key Features:**

- 30A @ 240VAC:
  - 7.2 kW max power
- 40A @ 240VAC:
  - 9.6 KW max power
- Single or dual port
- Pedestal or wall mount
- 18' or 25' cable
- Credit card reader (swipe)
- Can choose network provider
  - EV Connect, Greenlots

**EV Connect Contact:**  
Rob Sham  
West Coast Sales  
(213) 884-4681  
[RSham@evconnect.com](mailto:RSham@evconnect.com)

**Greenlots Contact:**  
John Murnin  
Enterprise Sales Director, West  
(415) 816-6635  
[jmurnin@greenlots.com](mailto:jmurnin@greenlots.com)

*Note: Based on best available information from manufacturers. Subject to change. This does not constitute a comprehensive list.*



# Drive Change Fund

## Electric Vehicle Charging Guide

### DC Fast Charging

DCFC  
Public



[ABB Terra 54](#)



#### Key Features:

- 50 kW max power
- 80A @ 480VAC
- All-in-one unit
- 12.8' cable
- Cellular connectivity

#### EV Connect Contact:

Rob Sham  
West Coast Sales  
(213) 884-4681  
[RSham@evconnect.com](mailto:RSham@evconnect.com)

#### Greenlots Contact:

John Murnin  
Enterprise Sales Director, West  
(415) 816-6635  
[jmurnin@greenlots.com](mailto:jmurnin@greenlots.com)

DCFC  
Public



[ABB Terra HP](#)



#### Key Features:

- 175 kW max power
  - 231A @ 480VAC
- Pair two cabinets together to get 350 kW
- One dispenser per cabinet or paired cabinet
- 10.5' or 12.5' cable

#### EV Connect Contact:

Rob Sham  
West Coast Sales  
(213) 884-4681  
[RSham@evconnect.com](mailto:RSham@evconnect.com)

#### Greenlots Contact:

John Murnin  
Enterprise Sales Director, West  
(415) 816-6635  
[jmurnin@greenlots.com](mailto:jmurnin@greenlots.com)

*Note: Based on best available information from manufacturers. Subject to change. This does not constitute a comprehensive list.*



# Drive Change Fund

## Electric Vehicle Charging Guide

DCFC  
Public

**-chargepoint+**

[ChargePoint CPE250](#)



### Key Features:

- 62.5 kW max power
- 80A @ 480VAC
- All-in-one unit
- Pair two stations together to get 125 kW
- 14' cable
- Wifi or cellular connectivity
- Credit card reader (contactless)

### Contact:

Kelly Desy  
Sales Director, Pacific Northwest  
(206) 939-2481 mobile  
[Kelly.desy@chargepoint.com](mailto:Kelly.desy@chargepoint.com)

DCFC  
Public

**BTC POWER**

[BTCPower Slim Line DC Fact Charger](#)



### Key Features

- 50 kW max power
- 72A @ 480VAC
- All-in-one unit
- Cellular connectivity
- Credit card reader

### EV Connect Contact:

Rob Sham  
West Coast Sales  
(213) 884-4681  
[RSham@evconnect.com](mailto:RSham@evconnect.com)

### Greenlots Contact:

John Murnin  
Enterprise Sales Director, West  
(415) 816-6635  
[jmurnin@greenlots.com](mailto:jmurnin@greenlots.com)

*Note: Based on best available information from manufacturers. Subject to change. This does not constitute a comprehensive list.*



# Drive Change Fund

## Electric Vehicle Charging Guide

DCFC  
Public

### BTC POWER

[BTCPower HPC Modular System](#)



#### Key Features

- 100 kW max power
  - 132A @ 480VAC
- 150 kW max power
  - 198A @ 480VAC
- 200 kW max power
  - 264A @ 480VAC
- 1 to 4 dispenser configuration
- Credit card reader

#### EV Connect Contact:

Rob Sham  
West Coast Sales  
(213) 884-4681  
RSham@evconnect.com

#### Greenlots Contact:

John Murnin  
Enterprise Sales Director, West  
(415) 816-6635  
jmurnin@greenlots.com

DCFC  
Public



[Tritium Veefil](#)



#### Key Features

- 50 kW max power
- 480VAC input
- All-in-one unit
- Cellular and ethernet connectivity

#### EV Connect Contact:

Rob Sham  
West Coast Sales  
(213) 884-4681  
RSham@evconnect.com

#### Greenlots Contact:

John Murnin  
Enterprise Sales Director, West  
(415) 816-6635  
jmurnin@greenlots.com

*Note: Based on best available information from manufacturers. Subject to change. This does not constitute a comprehensive list.*





# Drive Change Fund

## Electric Vehicle Charging Guide

### Multifamily Charging

Level 2:

Level 2  
Multifamily

**-chargepoint+**

[ChargePoint CPF50](#)



#### Key Features:

- 12 kW max power
- 50A @ 240VAC
- Single or dual port
- Pedestal or wall mount
- 18' or 23' cable

#### Contact:

Kelly Desy  
Sales Director, Pacific Northwest  
(206) 939-2481 mobile  
[Kelly.desy@chargepoint.com](mailto:Kelly.desy@chargepoint.com)

Level 2  
Multifamily

**EVBOX**

[EVBox BusinessLine](#)



#### Key Features:

- 7.4 kW max power
- 32A @ 240VAC
- Single or dual port
- Pedestal or wall mount
- 18' or 25' cable
- Can choose network provider
  - EV Connect, Greenlots

#### EV Connect Contact:

Rob Sham  
West Coast Sales  
(213) 884-4681  
[RSham@evconnect.com](mailto:RSham@evconnect.com)

#### Greenlots Contact:

John Murnin  
Enterprise Sales Director, West  
(415) 816-6635  
[jmurnin@greenlots.com](mailto:jmurnin@greenlots.com)

*Note: Based on best available information from manufacturers. Subject to change. This does not constitute a comprehensive list.*



# Drive Change Fund

## Electric Vehicle Charging Guide

Level 2  
Multifamily

**EVOCHARGE™**

[iEVSE Plus](#)



### Key Features:

- 7.2 kW max power
- 30A @ 240VAC
- Single or dual port
- Pedestal or wall mount
- 18' or 25' cable
- Can choose network provider
  - EV Connect, Greenlots

### EV Connect Contact:

Rob Sham  
West Coast Sales  
(213) 884-4681  
[RSham@evconnect.com](mailto:RSham@evconnect.com)

### Greenlots Contact:

John Murnin  
Enterprise Sales Director, West  
(415) 816-6635  
[jmurnin@greenlots.com](mailto:jmurnin@greenlots.com)

Level 2  
Multifamily



**SemaConnect™**

[SemaConnect Series 6](#)



### Key Features:

- 7.2 kW max power
- 30A @ 240VAC
- Single or dual port
- Pedestal or wall mount
- 18' or 25' cable
- Can choose network provider
  - EV Connect, Greenlots

### Contact:

Eric Smith  
Regional Manager  
(425) 429-3343 p  
(303) 373-5501 c  
[Eric.smith@semaconnect.com](mailto:Eric.smith@semaconnect.com)

*Note: Based on best available information from manufacturers. Subject to change. This does not constitute a comprehensive list.*



# Drive Change Fund

## Electric Vehicle Charging Guide

### Workplace Charging

Level 2:

Level 2  
Workplace

# chargepoint+

[ChargePoint CT4000](#)



#### Key Features:

- 7.2 kW max power
- 30A @ 240VAC
- Single or dual port
- Pedestal or wall mount
- 18' or 23' cable
- Credit card reader (contactless)

#### Contact:

Kelly Desy  
Sales Director, Pacific Northwest  
(206) 939-2481 mobile  
[Kelly.desy@chargepoint.com](mailto:Kelly.desy@chargepoint.com)

Level 2  
Workplace

# BTC POWER

[BTCPower 30A/40A](#)



#### Key Features:

- 30A @ 240VAC:
  - 7.2 kW max power
- 40A @ 240VAC
  - 9.6 kW max power
- Single or dual port
- Pedestal or wall mount
- 18' or 25' cable
- Credit card reader (swipe)
- Can choose network provider
  - EV Connect or Greenlots

#### EV Connect Contact:

Rob Sham  
West Coast Sales  
(213) 884-4681  
[RSham@evconnect.com](mailto:RSham@evconnect.com)

#### Greenlots Contact:

John Murnin  
Enterprise Sales Director, West  
(415) 816-6635  
[jmurnin@greenlots.com](mailto:jmurnin@greenlots.com)

*Note: Based on best available information from manufacturers. Subject to change. This does not constitute a comprehensive list.*



# Drive Change Fund

## Electric Vehicle Charging Guide

Level 2  
Workplace

# EVBOX

[EVBox BusinessLine](#)



### Key Features:

- 7.4 kW max power
- 32A @ 240VAC
- Single or dual port
- Pedestal or wall mount
- 18' or 25' cable
- Can choose network provider
  - EV Connect, Greenlots

### EV Connect Contact:

Rob Sham  
West Coast Sales  
(213) 884-4681  
[RSham@evconnect.com](mailto:RSham@evconnect.com)

### Greenlots Contact:

John Murnin  
Enterprise Sales Director, West  
(415) 816-6635  
[jmurnin@greenlots.com](mailto:jmurnin@greenlots.com)

Level 2  
Workplace



# SemaConnect™

[SemaConnect Series 6](#)



### Key Features:

- 7.2 kW max power
- 30A @ 240VAC
- Single or dual port
- Pedestal or wall mount
- 18' or 25' cable
- Can choose network provider
  - EV Connect, Greenlots

### Contact:

Eric Smith  
Regional Manager  
(425) 429-3343 p  
(303) 373-5501 c  
[Eric.smith@semaconnect.com](mailto:Eric.smith@semaconnect.com)

*Note: Based on best available information from manufacturers. Subject to change. This does not constitute a comprehensive list.*