

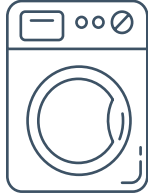
# Peak Time Rebates summer checklist

## Here's how you can get ready for our next Peak Time Event.\*

All the things you do to shift and reduce your energy use add up fast! Don't forget to ask everyone at home to join in. Now you've got that Oregon kind of energy.

### 1. APPLIANCES


Washing machines, dryers and dishwashers all use a lot of energy. Try shifting your use to different times of the day.



- Plan to wash and dry your laundry before or after event hours.
- Wait to do your dinner dishes until later in the evening.
- Hold off on taking a shower or bath until after the event is over.

### 2. AIR CONDITIONING, FANS AND BLINDS

Find the right balance of keeping your home comfortable while reducing your use of energy during a Peak Time Event.



- Close blinds or curtains in the morning to help block the sun from heating your home.
- Pre-cool your home before a Peak Time Event by turning your thermostat down a few degrees. Then during the event, turn your thermostat up a few degrees\* or adjust your window A/C unit accordingly.
- Use fans to circulate air. It helps you feel cooler!
- Limit your use of vent fans in the bathroom and kitchen to keep cooler air inside.

### 3. OVEN AND STOVE

Not only does your oven use energy, but it also heats up your home on a hot day. Check out these alternatives.



- Opt for a cold (and easy!) dinner, like sandwiches or a salad.
- Pre-cook dinner early in the day and microwave it at dinner time.
- Celebrate the taste of summer by grilling outdoors.
- Use a slow cooker, pressure cooker or air fryer to make a healthy, hot meal.

### 4. ELECTRONICS

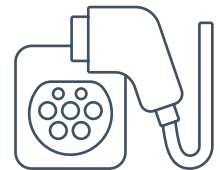
TVs, gaming consoles, cable boxes, DVD players, computers and phone chargers all use energy, even when you're not using them.



- Get ready by charging your cellphones, tablets and laptops before event hours. Unplug them when the event starts.
- Unplug any entertainment electronics you won't be using during event hours, like gaming consoles or DVD players.

### 5. ELECTRIC VEHICLES (EVs)

- If you're not already enrolled in PGE's EV Smart Charging program, try charging your EV before or after a Peak Time Event.



- Get ready by ensuring your car has enough charge before event hours.
- If you normally charge your vehicle during event hours, delay charging until after the event has ended.

#### WANT TO LEARN MORE?

Find other savings tips and learn more about Peak Time Rebates at [portlandgeneral.com/ptr](https://portlandgeneral.com/ptr)

\*During Peak Time Events, your health and safety should always come first. On extremely hot days, please be sure to keep the temperature in your home safe and only consider energy shifting tips that won't negatively impact your health. Learn more about [staying safe when the weather heats up](#). Your actual savings will vary, so there is no guarantee of savings.

