

Understanding your power choices

portlandgeneral.com/powerchoices

**Over 225,000 people have chosen a
renewable power option from PGE.**

No. 1 renewable program in America: For the past 15 years, PGE has ranked first in the nation for the most customers enrolled in a renewable program. Thank you to all our Green Future participants.

Portland General Electric | 121 SW Salmon St. | Portland, Oregon 97204 | 503-228-6322



Pricing plans

Basic Service

This is the plan most customers are on. Pricing is based directly on the costs PGE incurs in providing electric service.

Time of Day

A simpler way to save money by shifting your energy use away from 5-9 p.m. weekdays. Learn more at portlandgeneral.com/timeofday.

Green Future options

Make a difference for the environment and support renewable energy. portlandgeneral.com/greenfuture

Green Future Choice

All of the energy you pay for is from 100% new renewable sources.

Green Future Block

Renewable energy in 200 kilowatt-hour blocks. Each block is about 25% of an average residential customer's monthly use.

Habitat Support

Add to any renewable option for \$2.50 per month. The money goes to The Nature Conservancy for habitat restoration.

Information on environmental impacts

The environmental impact charts compare the environmental performance of these electricity products with the average profile for electricity generation in the Northwest, with respect to the emission of key air pollutants (SO₂, NO_x), toxins (mercury), and greenhouse gases (CO₂) associated with energy generation from fossil fuels. Impacts also occur due to the effects of waste from nuclear power plants but are not represented in these charts. More information about the public health and environmental costs of those emissions can be obtained from the U.S. Environmental Protection Agency at epa.gov/energy or by calling the Oregon Department of Environmental Quality at 503-229-5696.

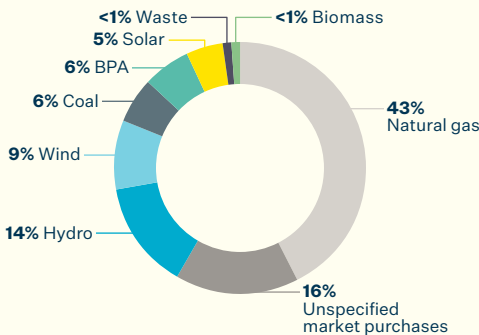
Where does your power come from?

Compare your residential options

Pricing plans

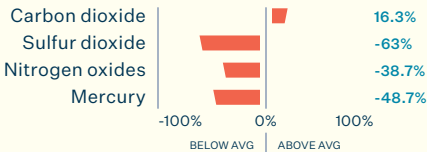
BASIC SERVICE OR TIME OF DAY

2023 RESOURCE MIX



ENVIRONMENTAL IMPACT

Amount of pollutants per kilowatt-hour of supply, compared to the Northwest U.S. average.



AVERAGE MONTHLY BILL

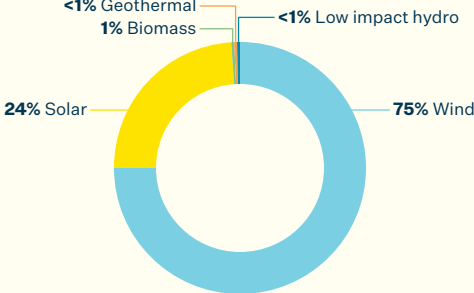
Basic Service: \$156.47 | 19.7 cents per kWh
Time of Day: \$150.65 | 19.0 cents per kWh

Pricing based on the typical PGE residential customer enrolled in a renewable program using 795 kWh per month and the typical Time of Day customer using energy 15% on-peak, 30% mid-peak and 54% off-peak. New power comes from facilities that came online within the last 15 years. Due to rounding, the sum of listed percentages may not equal 100.

Renewable power

GREEN FUTURE CHOICE

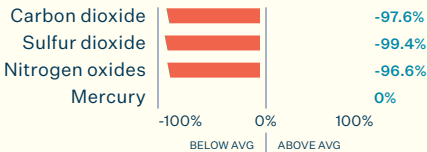
2023 RESOURCE MIX



New renewable energy from Oregon, Idaho, Montana, Utah, Colorado and Wyoming.

ENVIRONMENTAL IMPACT

Amount of pollutants per kilowatt-hour of supply, compared to the Northwest U.S. average.



ADDITIONAL COST

\$0.0094 per kWh

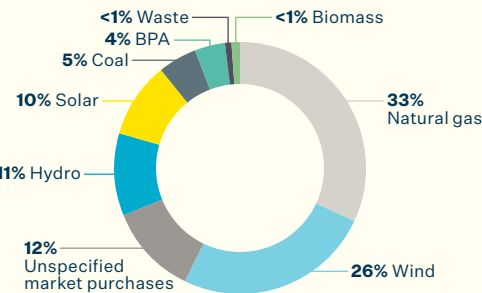
AVERAGE MONTHLY BILL

\$164.06 | 20.64 cents per kWh

GREEN FUTURE BLOCK

Basic Service +
1 Green Future Block

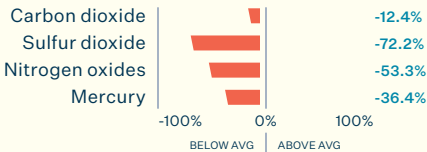
2023 RESOURCE MIX



New renewable energy from Oregon, Idaho, Montana, Utah, Colorado and Wyoming.

ENVIRONMENTAL IMPACT

Amount of pollutants per kilowatt-hour of supply, compared to the Northwest U.S. average.



ADDITIONAL COST

\$1.88 per 200 kWh block

AVERAGE MONTHLY BILL

\$158.38 | 19.92 cents per kWh

BASIC SERVICE MIX DETAILS

The Resource Mix for Basic Service is based on generated and purchased energy associated with serving retail customers within the state of Oregon, as reported to the Oregon Department of Environmental Quality (ODEQ). This is also consistent with Public Utilities Commission of Oregon's administrative rules. Per ODEQ definition, unspecified market purchases represent purchased power for which a specific generating resource is not defined and could be any of the generation types (e.g. wind, hydro, gas). Some or all of the renewable energy attributes associated with PGE's Basic Service Mix may be sold, claimed or not acquired.

Environmental Impact for Basic Service for sulfur dioxide and nitrogen oxide is calculated using eGrid information and other publicly available information.

The Oregon Department of Energy (ODOE) maintains its own calculation of statewide resource mix. To view the report on ODOE's website, visit oregon.gov/energy/energy-oregon/pages/electricity-mix-in-oregon.aspx.

PGE's resource mix and other information related to our emissions is available on our website at portlandgeneral.com/sustainability.

GREEN FUTURE DETAILS

Green Future products supply mix and environmental impact information is based on 2023 historical mix.

To see the latest prospective product mix, visit portlandgeneral.com/greenfuturecontent.

