



Utility Asset Management

I. Purpose

This policy provides a summary of the requirements for determining suitability of a PGE asset for Pole-Top mounted antennas.

II. References

A. Industry Standards

NESC (C2-2012)

Section 22, Part 2, Joint Use of Structures, General Requirements

B. Company Standards

T&D Standard LD20020

Page-4, General Loading requirements for Overhead Lines

PGE Safety Manual

Section 1000; Ladders and Scaffolds, Section 1200; Pre-job briefings, Section 1900; Cranes, hoisting and rigging, Section 2600; Electrical Safety- Minimum working clearances, Section 3600; Microwave /Radio Frequencies, Section 4300; Work area protection

III. Definitions

UAM.....Utility Asset Management

NESCNational Electric Safety Code

IV. Structural Analysis

At the request of wireless vendors, a structural analysis will be performed that incorporates site visits and software analysis to determine the structural integrity of the pole in question. Joint use of structures should be considered for circuits along highways, roads, streets, and alleys. The decision regarding choice of 'joint-use' structures shall be determined through cooperative consideration of all factors involved, including the character of circuits, the total number, total diameter and weight of conductors, number and location of branches of service drops, structure conflicts, etc. As of this writing, the analysis will be performed using 'Pole Foreman' structural analysis software.

V. Pole Selection Criteria

The following is a general guideline for wireless vendors as they evaluate the suitability of PGE structures for pole-top mounts and is not intended to be a comprehensive set of regulations. (See Figures 1-3 below for common examples) PGE reserves the right to reject a site proposed by a wireless vendor based on reasonable criteria.

VI. Safety

All vendors and subcontractors are required to follow established PGE safety policies as outlined by the PGE Safety Manual. This includes fall protection, traffic control, pre-job briefings, work area protection, electrical safety, hoisting and rigging, minimum working clearances, etc. All contractors and

subcontractors working on PGE assets will be given a softcopy of the current PGE Safety manual.
https://sharepoint/HR/Safety/myPGE/Our-Company/Initiatives/Safety/Policies-Practices/safety_manual.pdf

VII. Assessment of Wireless Attachment Viability

An assessment of the proposed sites will be performed by PGE’s UAM Department to determine the viability of the proposed site(s). These results will be communicated to the Wireless Vendor.

Figure.1



Figure.2





Pole Not Suitable for Wireless Collocation			
			
Cluttered with cutouts	Switch on pole and double Dead-End	Metal Lightpole	3 transformers one pole

Figure.3





Figure.4

Not Suitable for Pole Top Wireless Collocation			
			
Overhead conductors (requires pole change)			

VIII. Revision History

Revision	Revision Date	Revision Description	Authored by	Approved by
1.0	11/19/2017	Initial document creation	S. Ziska	R. Butenschoen
1.1	2/20/2018	Added "Double-Alley Arms" to Figure-3 Page-4	S. Ziska	B.Buswell
1.2	10/3/2018	Added "Overhead conductors" to Figure-4 page-5	S. Ziska	B.Buswell
1.4	9/18/19	Changed wording "bad"	B.Buswell	B.Buswell