

Green FutureSM options

Make a difference for the environment and reduce your carbon footprint.
portlandgeneral.com/greenfuture

Green Future Choice

All of the energy you pay for is from 100% new renewable sources.

Green Future Block

Renewable energy in 200 kilowatt-hour blocks. Each block is about 15% of an average small business customer's monthly use.

Habitat Support

Add to any renewable option for \$2.50 per month. The money goes to The Nature Conservancy for habitat restoration.



Green Future products are Green-e[®] Energy certified, and meet the environmental and consumer-protection standards set forth by the nonprofit Center for Research Solutions. Learn more at green-e.org.

Over 225,000 people have chosen a renewable power option from PGE.



No. 1 renewable program in America: For the past 14 years, PGE has ranked first in the nation for the most customers enrolled in a renewable program. Thank you to all our Green Future participants.

Information on environmental impacts

The environmental impact charts compare the environmental performance of these electricity products with the average profile for electricity generation in the Northwest, with respect to emission of key air pollutants (SO₂, NO_x), toxins (mercury), and greenhouse gases (CO₂) associated with energy generation from fossil fuels. Impacts also occur due to the effects of waste from nuclear power plants but are not represented in these charts. More information about the public health and environmental costs of those emissions can be obtained from the U.S. Environmental Protection Agency at epa.gov/energy or by calling the Oregon Department of Environmental Quality at 503-229-5696.

12/23 ©2023 Portland General Electric. Please recycle ♻️

Understanding your power choices

portlandgeneral.com/powerchoices



An Oregon kind of energy.SM

Pricing plans

Basic Service

This is the way most customers have traditionally paid for electricity.

Time of Use

You pay different rates for electricity you use depending on the time of day, day of week and season. If you can shift your energy use to off-peak hours, you may save money with Time of Use. More details on pricing and highest use periods can be found at portlandgeneral.com/timeofuse.

Portland General Electric
121 SW Salmon St. | Portland, Oregon 97204
503-228-6322

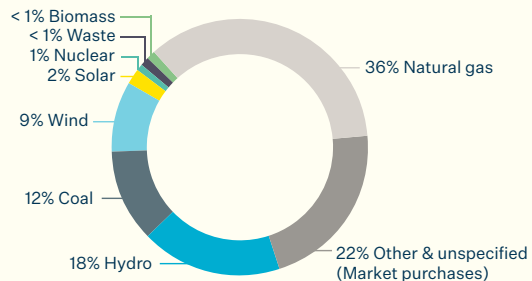
Where does your power come from?

Compare your small business options

Pricing plans

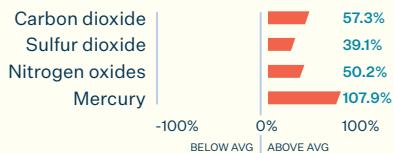
BASIC SERVICE AND TIME OF USE

RESOURCE MIX



ENVIRONMENTAL IMPACT

Amount of pollutants per kilowatt-hour of supply, compared to the Northwest U.S. average.



AVERAGE MONTHLY BILL

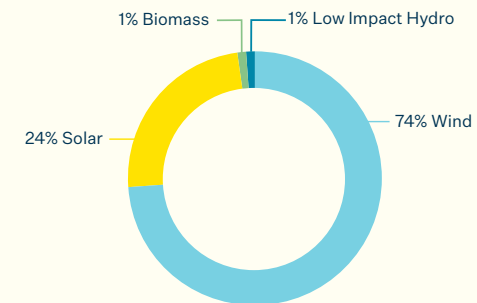
Basic Service: \$209.01 | 16.1 cents per kWh

Time of Use: \$205.21 | 15.8 cents per kWh

Renewable power

GREEN FUTURE CHOICE

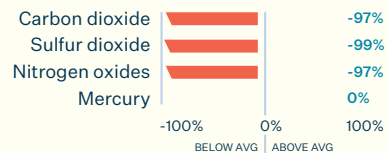
RESOURCE MIX



New renewable energy from Oregon, Idaho, Montana, Utah, Colorado and Wyoming.

ENVIRONMENTAL IMPACT

Amount of pollutants per kilowatt-hour of supply, compared to the Northwest U.S. average.



ADDITIONAL COST

\$0.0094 per kWh

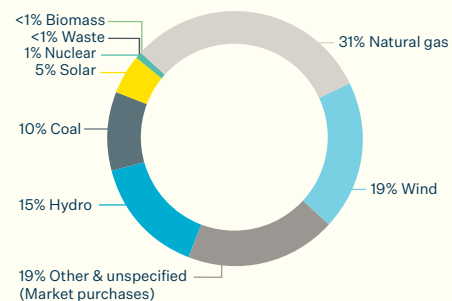
AVERAGE MONTHLY BILL

\$221.42 | 17.03 cents per kWh

GREEN FUTURE BLOCK

Basic Service + 1 block
Green Future Block

RESOURCE MIX



New renewable energy from Oregon, Idaho, Montana, Utah, Colorado and Wyoming.

ENVIRONMENTAL IMPACT

Amount of pollutants per kilowatt-hour of supply, compared to the Northwest U.S. average.



ADDITIONAL COST


\$1.88 per 200 kWh block

AVERAGE MONTHLY BILL

\$210.92 | 16.22 cents per kWh

BASIC SERVICE MIX DETAILS

Resource mix and environmental impact information for Basic Service is based off of the 2020 information from the Oregon Department of Energy (ODOE).



To view the report on ODOE's website, visit oregon.gov/energy/energy-oregon/pages/electricity-mix-in-oregon.aspx or scan the QR code.

PGE's 2022 resource mix and other information related to our emissions is available on our website at portlandgeneral.com/about/who-we-are/sustainability.

PGE's Boardman coal plant ceased operation in 2020. As a result, the percentage of coal in PGE's Basic Service Mix has decreased. Market purchases represent purchased power for which a specific generating resource is not defined and could be any of the generation types (e.g., wind, hydro, gas). Some or all of the renewable energy attributes (e.g., renewable energy certificates, or RECs) associated with PGE's Basic Service Mix may be sold, claimed or not acquired.

GREEN FUTURE DETAILS

Green Future products supply mix and environmental Impact information is based on 2022 historical mix.

To see the 2023 prospective product mix, visit portlandgeneral.com/greenfuturecontent.

