

Understanding your power choices

portlandgeneral.com/powerchoices

More than 215,000 people have chosen a renewable power option from PGE.

No. 1 renewable program in America: For the past 17 years, PGE has ranked first in the nation for the most customers enrolled in a renewable program. Thank you to all our Green Future participants.



Portland General Electric | 121 SW Salmon St. | Portland, Oregon 97204 | 503-228-6322

Pricing plans

Basic Service

This is the plan most customers are on. Pricing is based directly on the costs PGE incurs in providing electric service.

Time of Day

A simpler way to save money by shifting your energy use away from 5 to 9 p.m. on weekdays. Learn more at portlandgeneral.com/timeofday.

Green Future options

Make a difference for the environment and support renewable energy. portlandgeneral.com/greenfuture.

Green Future Choice

Support 100% renewable energy with Green Future Choice. The program matches 73% of your electricity use with renewable energy certificates and the other 27% comes from PGE's Renewable Portfolio Standard requirement.

Green Future Block

Support renewable energy certificates in 200 kilowatt-hour blocks. Each block is about 25% of an average residential customer's monthly use.

Habitat Support

Add to any renewable option for \$2.50 per month. Funds go toward restoration of local fish habitats.

Information on environmental impacts

The environmental impact charts compare the environmental performance of these electricity products with the average profile for electricity generation in the Northwest with respect to the emission of key air pollutants (SO₂, NO_x), toxins (mercury) and greenhouse gases (CO₂) associated with energy generation from fossil fuels. Impacts also occur due to the effects of waste from nuclear power plants, but are not represented in these charts.

More information about the public health and environmental costs of those emissions can be obtained from the U.S. Environmental Protection Agency at epa.gov/energy, or by calling the Oregon Department of Environmental Quality at 503-229-5696.

Where does your power come from?

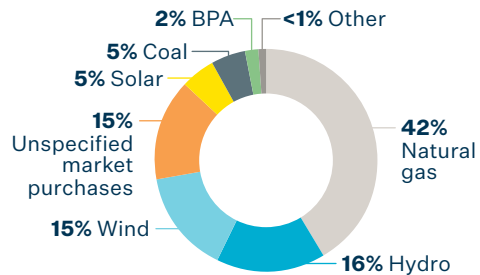
Compare your residential options



Pricing plans

Basic Service or Time of Day

Resource mix



Environmental impact

Amount of pollutants per kilowatt-hour of supply, compared to the Northwest U.S. average.



Average monthly bill

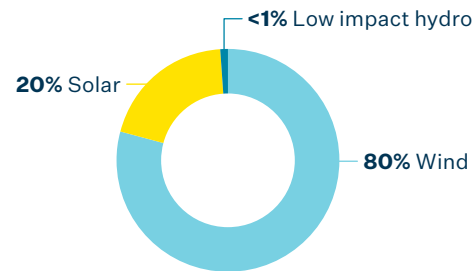
Basic Service: \$165.72 | 21.1 cents per kWh

Time of Day: \$165.55 | 21.1 cents per kWh

Renewable power

Green Future Choice

Resource mix



New renewable energy from Oregon, Idaho, Montana, Utah, Colorado and Wyoming.

Environmental impact

Amount of pollutants per kilowatt-hour of supply, compared to the Northwest U.S. average.



Additional cost

\$0.0094 per kWh

Average monthly bill

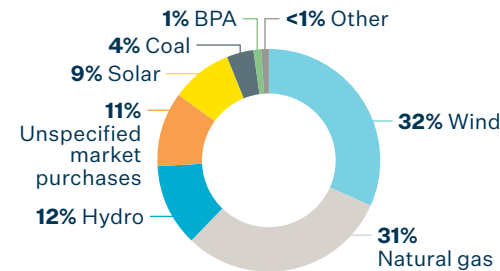
Basic Service: \$173.20 | 22.1 cents per kWh

Time of Day: \$173.15 | 22.1 cents per kWh

Green Future Block

Basic Service + 1 block Green Future Block

Resource mix



New renewable energy from Oregon, Idaho, Montana, Utah, Colorado and Wyoming.

Environmental impact

Amount of pollutants per kilowatt-hour of supply, compared to the Northwest U.S. average.



Additional cost

\$1.88 per 200 kWh block

Average monthly bill

Basic Service: \$167.63 | 21.4 cents per kWh

Time of Day: \$167.58 | 21.4 cents per kWh

Basic Service details

The resource mix for Basic Service is based on generated and purchased energy associated with serving retail customers within the state of Oregon, as reported to the Oregon Department of Environmental Quality (ODEQ). This is also consistent with Oregon Public Utility Commission's administrative rules. Per ODEQ definition, unspecified market purchases represent purchased power for which a specific generating resource is not defined and could be any of the generation types (e.g. wind, hydro, gas). Some or all of the renewable energy attributes associated with PGE's Basic Service Mix may be sold, claimed or not acquired.

Environmental Impact for Basic Service for sulfur dioxide and nitrogen oxide is calculated using eGrid information and other publicly available information.

The Oregon Department of Energy (ODOE) maintains its own calculation of statewide resource mix. To view the report visit oregon.gov/energy/energy-oregon/pages/electricity-mix-in-oregon.aspx.

Green Future details

New renewable energy comes from facilities that have come online within the last 15 years.

To see the latest prospective product mix, visit portlandgeneral.com/greenfuturecontent.

Resource mix and environmental impact is based on latest publicly available 2024 results. Pricing is as of October 2025. Pricing is based on typical PGE residential customer using 784 kWh per month and the typical Time of Day customer using energy 15% on-peak, 30% mid-peak and 54% off-peak. Due to rounding, the sum of listed percentages may not equal 100.