

## Logo lockup — vertical

### 2.0

### Specifications

The relationship of the diamond logo and accompanying text is always consistent. When sizing a logo lockup, all elements work as one graphic unit and never independently of each other.

Maintain the position of the text to the logo as shown below. PGE's Corporate Communications department must approve use of any variation.

#### Minimum sizes:

Logo lockups have been created to work in various sizes. However, it should not appear any smaller than these sizes:

#### Logo lockup:


1/2" minimum width of diamond



#### Clearance:

The logo lockup must have a minimum clearance equal to two times the height of the P (X, shown). This clearance is uniform on all four sides of the lockup.

Surround the lockup with more white space whenever possible.



## 2.0

### Specifications

The relationship of the diamond logo and accompanying text is always consistent. When sizing a logo lockup, all elements work as one graphic unit and never independently of each other.

Maintain the position of the text to the logo as shown below. PGE's Corporate Communications department must approve use of any variation.

#### Relative size and alignment:

The logo lockup has been created for use with one, two or three lines of text, as necessary. Space below the diamond logo and the text is always equal to the height of the P (X, shown). In a single line lockup, the height of all text is equal to the height of P.

In two and three-line configurations, the height of the text is downsized to 1/3 the height of the side of the diamond (Y, shown).

In the one-line lockup, text is always aligned center. In the two- and three-line lockups, text is aligned left, unless word length, combination and configuration works better aligned center.



## Logo lockup — horizontal

### 2.0


### Specifications

The relationship of the diamond logo and accompanying text is always consistent. When sizing a logo lockup, all elements work as one graphic unit and never independently of each other.

Maintain the position of the text to the logo as shown below. PGE's Corporate Communications department must approve use of any variation.

#### Minimum sizes:

Logo lockups have been created to work in various sizes. However, it should not appear any smaller than these sizes:



#### Logo lockup:

1/2" minimum width of diamond

#### Clearance:

The logo lockup must have a minimum clearance equal to two times the height of the P (X, shown). This clearance is uniform on all four sides of the lockup.

Surround the lockup with more white space whenever possible.



2.0

**Specifications**

The relationship of the diamond logo and accompanying text is always consistent. When sizing a logo lockup, all elements work as one graphic unit and never independently of each other.

Maintain the position of the text to the logo as shown below. PGE's Corporate Communications department must approve use of any variation.

**Relative size and alignment:**

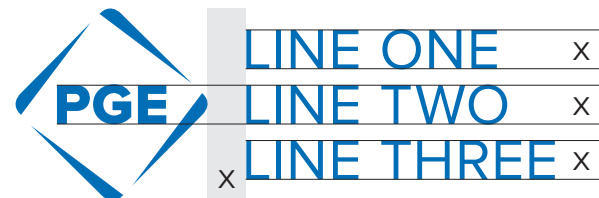
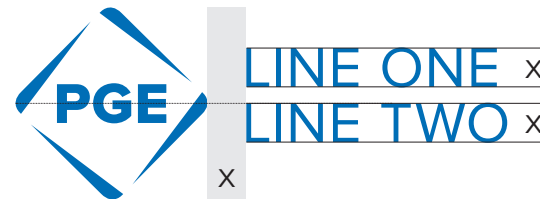
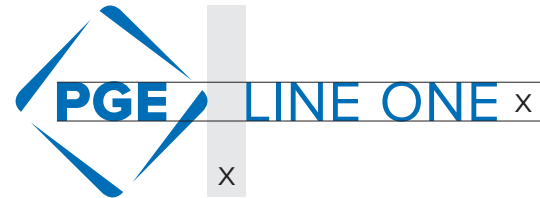
The logo lockup has been created for use with one, two or three lines of text. The space between the diamond logo and the text is always equal to the height of the P (X, shown). The height of the text in the lockup is also equal to the height of the P.

Text is always aligned flush left.

In a one-line lockup, the text aligns to the baseline of PGE.

In a two-line lockup, the cap height of the second line aligns to the x-height of PGE.

In a three-line lockup, the second line aligns to the baseline of PGE.



## Logo lockup with business resource group — vertical

### 2.0

#### Specifications

The relationship of the diamond logo and accompanying text is always consistent. When sizing a logo lockup, all elements work as one graphic unit and never independently of each other.

Maintain the position of the text to the logo as shown below. PGE's Corporate Communications department must approve use of any variation.

#### Minimum sizes:

The BRG lockup has been created to work in various sizes. However, it should not appear any smaller than these sizes:

#### BRG Logo lockup:


1/2" minimum width of diamond



#### Clearance:

The BRG lockup must have a minimum clearance equal to two times the height of the P (X, shown). This clearance is uniform on all four sides of the lockup.

Surround the lockup with more white space whenever possible.



## 2.0

### Specifications

The relationship of the diamond logo and accompanying text is always consistent. When sizing a logo lockup, all elements work as one graphic unit and never independently of each other.

Maintain the position of the text to the logo as shown below. PGE's Corporate Communications department must approve use of any variation.

#### Relative size and alignment:

The space between the diamond logo and the text is always equal to the height of the P (X, shown). The height of the top line of text (the group's name) in the lockup is also equal to the height of the P. The height of "BUSINESS RESOURCE GROUP" is equal to one half of the height of the P.

Text is always aligned center.



## Logo lockup; business resource group — horizontal

### 2.0

#### Specifications

The relationship of the diamond logo and accompanying text is always consistent. When sizing a logo lockup, all elements work as one graphic unit and never independently of each other.

Maintain the position of the text to the logo as shown below. PGE's Corporate Communications department must approve use of any variation.

#### Minimum sizes:

The BRG lockup has been created to work in various sizes. However, it should not appear any smaller than these sizes:

#### BRG Logo lockup:

1/2" minimum width of diamond



#### Clearance:

The BRG lockup must have a minimum clearance equal to two times the height of the P (X, shown). This clearance is uniform on all four sides of the lockup.

Surround the lockup with more white space whenever possible.



## 2.0

### Specifications

The relationship of the diamond logo and accompanying text is always consistent. When sizing a logo lockup, all elements work as one graphic unit and never independently of each other.

Maintain the position of the text to the logo as shown below. PGE's Corporate Communications department must approve use of any variation.

#### Relative size and alignment:

The space between the diamond logo and the text is always equal to the height of the P (X, shown). The height of the top line of text (the group's name) in the lockup is also equal to the height of the P. The height of "BUSINESS RESOURCE GROUP" is equal to one half of the height of the P.

Text is always aligned flush left.

The baseline of the group's name aligns to the x-height of PGE. The baseline of "BUSINESS RESOURCE GROUP" aligns to the center of the red wing (Y, shown).

