

Green FutureSM options

Make a difference for the environment and reduce your carbon footprint.
portlandgeneral.com/greenfuture

Green Future Choice

All of the energy you pay for is from 100% new renewable sources.

Green Future Solar

Solar power generated right here in Oregon, sold in 1 kilowatt blocks. Each block is about 8% of an average PGE renewable power customer's monthly use.

Green Future Block

Wind power in 200 kilowatt-hour blocks. Each block is about 15% of an average renewable power customer's monthly use.

Habitat Support

Add to any renewable option for \$2.50 per month. The money goes to The Nature Conservancy for habitat restoration.



Green Future products are Green-e[®] Energy certified, and meet the environmental and consumer-protection standards set forth by the nonprofit Center for Research Solutions. Learn more at green-e.org.

Over 225,000 people have chosen a renewable power option from PGE.



No. 1 renewable program in America: For the past 12 years, PGE has ranked first in the nation for the most customers enrolled in a renewable program and, for the past 9 years, first in the nation for the most renewable energy sold. Thank you to all our Green Future participants.

Information on environmental impacts

The environmental impact charts compare our different power options with the average emissions profile of electricity generation in the Northwest for key air pollutants, including carbon dioxide. We report emissions to several federal and state agencies using their required format. Emission calculations may vary as a result. Supply mixes here include estimates required by the Oregon Department of Energy. Some or all of the renewable energy attributes associated with our power supply mixes may be sold, claimed or not acquired. More information about our emissions may be obtained from the U.S. Environmental Protection Agency at epa.gov/energy or by calling the Oregon Department of Environmental Quality at 503-229-5696.

11/21 ©2021 Portland General Electric. Please recycle.

Understanding your power choices

portlandgeneral.com/greenfuture



An Oregon kind of energy.SM

Pricing plans

Basic Service

This is the way most customers have traditionally paid for electricity.

Time of Use

You pay different rates for electricity you use depending on the time of day, day of week and season. If you can shift your energy use to off-peak hours, you may save money with Time of Use. More details on pricing and highest use periods can be found at portlandgeneral.com/timeofuse.

Portland General Electric
121 SW Salmon St. | Portland, Oregon 97204
503-228-6322

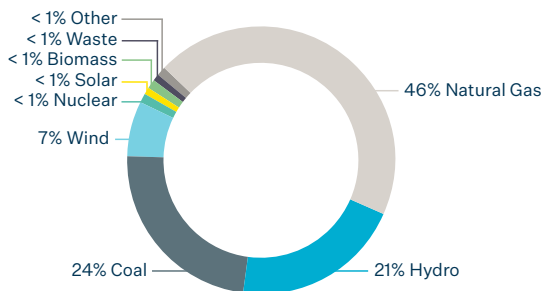
Where does your power come from?

Compare your options

Pricing Plans

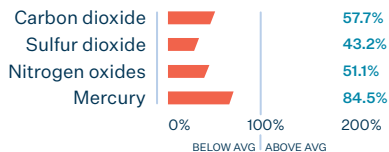
BASIC SERVICE AND TIME OF USE

SUPPLY MIX



ENVIRONMENTAL IMPACT

Amount of pollutants per kilowatt-hour of supply, compared to the Northwest U.S. average.



AVERAGE MONTHLY BILL

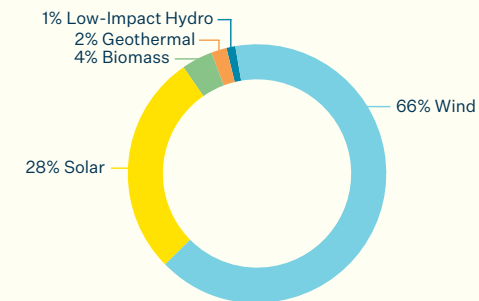
Basic Service: \$182.30 | 13.5 cents per kWh

Time of Use: \$182.30 | 13.5 cents per kWh

Renewable Power

GREEN FUTURE CHOICE

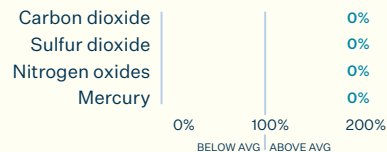
SUPPLY MIX



New renewable energy came from Oregon, Washington, Idaho, Utah, Wyoming, and Montana.

ENVIRONMENTAL IMPACT

Amount of pollutants per kilowatt-hour of supply, compared to the Northwest U.S. average.



ADDITIONAL COST

\$0.008 per kWh

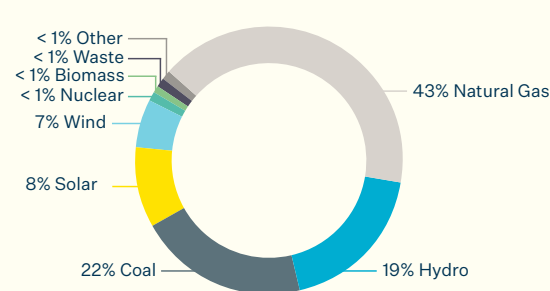
AVERAGE MONTHLY BILL

\$193.42 | 14.2 cents per kWh

GREEN FUTURE SOLAR

Basic Service + 1 Block Green Future Solar

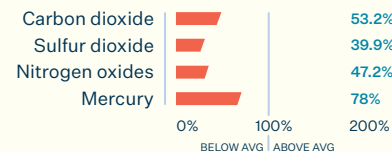
SUPPLY MIX



The additional new solar comes from Oregon.

ENVIRONMENTAL IMPACT

Amount of pollutants per kilowatt-hour of supply, compared to the Northwest U.S. average.



ADDITIONAL COST

\$5 per 1 kWh block

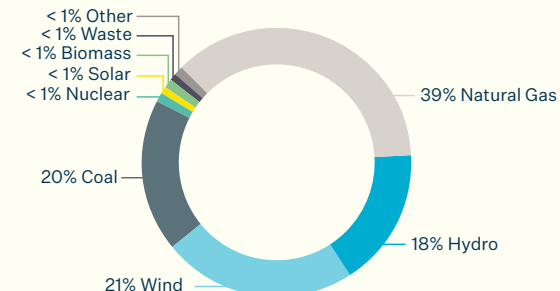
AVERAGE MONTHLY BILL

\$184.45 | 13.9 cents per kWh

GREEN FUTURE BLOCK

Basic Service + 1 Block Green Future Block

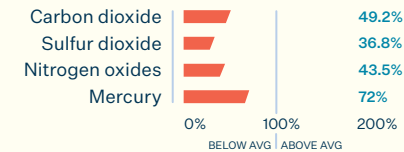
SUPPLY MIX



The additional new renewables come from Oregon, Utah, Wyoming, and Montana.

ENVIRONMENTAL IMPACT

Amount of pollutants per kilowatt-hour of supply, compared to the Northwest U.S. average.



ADDITIONAL COST

\$2.50 per 200 kWh block

AVERAGE MONTHLY BILL

\$184.87 | 13.7 cents per kWh

Pricing based on the typical PGE customer enrolled in a renewable program on Schedule 32 using 1,350 kWh per month and the typical Time of Use customer using energy 20% on-peak, 42% mid-peak and 38% off-peak. Charts show most recently available mix for Basic Service (2019) and Green Future products (2020). New power comes from facilities that came online within the last 15 years. Due to rounding, the sum of listed percentages may not equal 100.