

## Green Future<sup>SM</sup> options

Make a difference for the environment and reduce your carbon footprint.

[portlandgeneral.com/greenfuture](http://portlandgeneral.com/greenfuture)

### Green Future Choice

All of the energy you pay for is from 100% new renewable sources.

### Green Future Block

Renewable energy in 200 kilowatt-hour blocks. Each block is about 26% of an average residential customer's monthly use.

### Habitat Support

Add to any renewable option for \$2.50 per month. The money goes to The Nature Conservancy for habitat restoration.

Over 225,000 people have chosen a renewable power option from PGE.



**No. 1 renewable program in America:** For the past 14 years, PGE has ranked first in the nation for the most customers enrolled in a renewable program. Thank you to all our Green Future participants.

### Information on environmental impacts

The environmental impact charts compare the environmental performance of these electricity products with the average profile for electricity generation in the Northwest, with respect to emission of key air pollutants (SO<sub>2</sub>, NO<sub>x</sub>), toxins (mercury), and greenhouse gases (CO<sub>2</sub>) associated with energy generation from fossil fuels. Impacts also occur due to the effects of waste from nuclear power plants but are not represented in these charts. More information about the public health and environmental costs of those emissions can be obtained from the U.S. Environmental Protection Agency at [epa.gov/energy](http://epa.gov/energy) or by calling the Oregon Department of Environmental Quality at 503-229-5696.

12/23 ©2023 Portland General Electric. Please recycle.

# Understanding your power options

[portlandgeneral.com/powerchoices](http://portlandgeneral.com/powerchoices)



An Oregon kind of energy.<sup>SM</sup>

## Pricing plans

### Basic Service

This is the way most customers have traditionally paid for electricity.

### Time of Day

A new, simpler way to save money by shifting your energy use away from 5-9 p.m. weekdays. Learn more at [portlandgeneral.com/timeofday](http://portlandgeneral.com/timeofday).

### Time of Use

You pay different rates for electricity you use depending on the time of day, day of week and season. If you can shift your energy use to off-peak hours, you may save money with Time of Use. Learn more at [portlandgeneral.com/timeofuse](http://portlandgeneral.com/timeofuse).



Green Future products are Green-e<sup>®</sup> Energy certified, and meet the environmental and consumer-protection standards set forth by the nonprofit Center for Research Solutions. Learn more at [green-e.org](http://green-e.org).

Portland General Electric  
121 SW Salmon St. | Portland, Oregon 97204  
503-228-6322

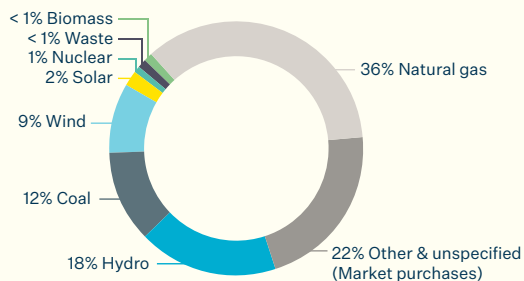
# Where does your power come from?

Compare your residential options

## Pricing plans


### BASIC SERVICE, TIME OF DAY OR TIME OF USE

#### RESOURCE MIX



#### ENVIRONMENTAL IMPACT

Amount of pollutants per kilowatt-hour of supply, compared to the Northwest U.S. average.



#### AVERAGE MONTHLY BILL

Basic Service: \$126.55 | 16.2 cents per kWh

Time of Use: \$118.00 | 15.1 cents per kWh

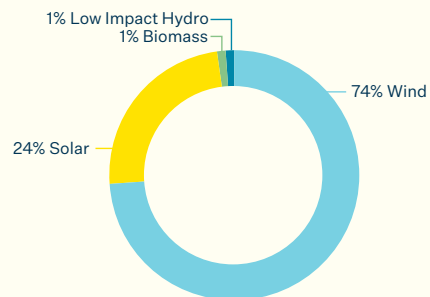
Time of Day: \$126.82 | 16.3 cents per kWh

Pricing based on the typical PGE residential customer enrolled in a renewable program using 780 kWh per month and the typical Time of Use customer using energy 18% on-peak, 36% mid-peak and 46% off-peak or Time of Day customer using energy 16% on-peak, 30% mid-peak and 55% off-peak. New power comes from facilities that came online within the last 15 years. Due to rounding, the sum of listed percentages may not equal 100.

## Renewable power

### GREEN FUTURE CHOICE

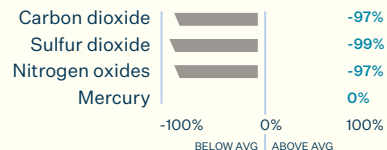
#### RESOURCE MIX



New renewable energy from Oregon, Idaho, Montana, Utah, Colorado and Wyoming.

#### ENVIRONMENTAL IMPACT

Amount of pollutants per kilowatt-hour of supply, compared to the Northwest U.S. average.



#### ADDITIONAL COST

\$0.0094 per kWh

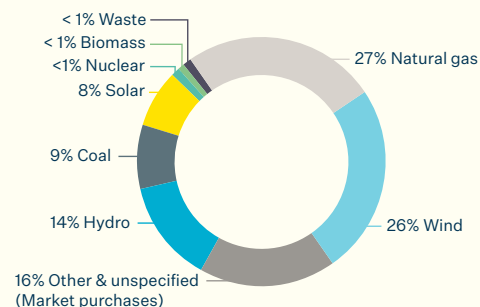
#### AVERAGE MONTHLY BILL

\$134.00 | 17.18 cents per kWh

### GREEN FUTURE BLOCK

Basic Service + 1 block  
Green Future Block

#### RESOURCE MIX



New renewable energy from Oregon, Idaho, Montana, Utah, Colorado and Wyoming.

#### ENVIRONMENTAL IMPACT

Amount of pollutants per kilowatt-hour of supply, compared to the Northwest U.S. average.



#### ADDITIONAL COST


\$1.88 per 200 kWh block

#### AVERAGE MONTHLY BILL

\$128.46 | 16.47 cents per kWh

## BASIC SERVICE MIX DETAILS

Resource mix and environmental impact information for Basic Service is based off of the 2020 information from the Oregon Department of Energy (ODOE).



To view the report on ODOE's website, visit [oregon.gov/energy/energy-oregon/pages/electricity-mix-in-oregon.aspx](https://oregon.gov/energy/energy-oregon/pages/electricity-mix-in-oregon.aspx) or scan the QR code.

PGE's 2022 resource mix and other information related to our emissions is available on our website at [portlandgeneral.com/about/who-we-are/sustainability](https://portlandgeneral.com/about/who-we-are/sustainability).

PGE's Boardman coal plant ceased operation in 2020. As a result, the percentage of coal in PGE's Basic Service Mix has decreased. Market purchases represent purchased power for which a specific generating resource is not defined and could be any of the generation types (e.g., wind, hydro, gas). Some or all of the renewable energy attributes (e.g., renewable energy certificates, or RECs) associated with PGE's Basic Service Mix may be sold, claimed or not acquired.

## GREEN FUTURE DETAILS

Green Future products supply mix and environmental impact information is based on 2022 historical mix.

To see the 2023 prospective product mix, visit [portlandgeneral.com/greenfuturecontent](https://portlandgeneral.com/greenfuturecontent).

