



SAFETY & ACCESSIBILITY GUIDE





CONTENTS

WHAT YOU NEED TO KNOW...

GETTING TO MOVIE WORLD

- 2 Our Location & Hours of Operation
- 2 Accessible Parking
- 2 Public Transport

ADMISSION

- 3 Entrance
- 3 Admission Price
- 3 Companion & Carer Admission
- 3 Companion & Carer Assistance

IN-PARK

- 4 Guest Services
- 4 Wheelchair and Stroller Hire
- 4 Queue Assistance
- 4 Guest Lockers
- 4 Assistance Animals
- 4 First Aid
- 5 Parents' Rooms
- 5 Restrooms
- 5 Public Telephones
- 5 Dining and Shopping
- 5 Street Entertainment and Photographic Opportunities
- 6 Location Services

RIDE/ATTRACTION SUITABILITY

- 10 Hollywood Stunt Driver 2
- 10 Hollywood Stunt Driver 2 Experience
- 10 Roxy Theatre
- 10 Star Parade
- 11 Batwing Spaceshot
- 11 DC Rivals HyperCoaster
- 12 Doomsday Destroyer
- 13 Green Lantern
- 13 Junior Driving School
- 14 Justice League 3D – The Ride
- 15 Road Runner Rollercoaster
- 16 Superman Escape
- 17 Wild West Falls Adventure Ride
- 18 Kids' WB! Fun Zone
- 18 Looney Tunes Carousel
- 19 Looney Tunes Splash Zone
- 19 Marvin the Martian: Cosmic Boom
- 20 Sylvester & Tweety Cages
- 21 Speedy Gonzales Tijuana Taxis
- 21 Yosemite Sam Railroad
- 22 WB Studio Showcase
- 22 Special Events

WELCOME

TO WARNER BROS. MOVIE WORLD

At Warner Bros. Movie World, we aim for every guest's visit to be an exciting, fun-filled and unforgettable experience. This Safety and Accessibility guide includes information and helpful tips to assist our guests with planning their visit to the park and maximising their enjoyment of our various attractions, rides, services and amenities. Guests will find specific advice for individuals with disabilities, injuries and medical conditions in this guide, along with general park policies and guidelines.

We are committed to providing a safe environment to all who visit Warner Bros. Movie World and work closely with the manufacturers of each of our rides to safely and efficiently accommodate the needs of all our guests where possible. We therefore recommend that guests contact our Guest Services team directly on (07) 5573 8380 to discuss any special requirements or requests prior to visiting.

GENERAL

The rides and attractions at Warner Bros. Movie World incorporate safety systems designed by manufacturers to accommodate people of average physical stature and body proportion. These safety systems may restrict some ride suitability due to the necessity of guests to be safely contained within a restraint. Specific features, ride suitability and safety requirements of each ride are detailed later in this guide.

In order to experience Warner Bros. Movie World's rides and attractions, all guests must be able to maintain the proper riding position, meet the ride requirements, appropriately utilise the restraints systems and safely navigate evacuation stairwells and pathways. All guests must also be able to demonstrate a willingness and ability to comply with verbal and written rider requirements.

Warner Bros. Movie World reserves the right to make the final determination regarding ride suitability in accordance with manufacturer's guidelines and based on the information provided by each guest (specifics of which are detailed above). Guests should visit Guest Services prior to presenting to our attractions. Our friendly Guest Services team will assist in planning the best day possible, including introducing our communication wristband to ensure guests enjoy a comfortable and convenient experience in the park.

Please note that as manufacturer's recommendations change, so too may some information within this guide.

WHAT YOU NEED TO KNOW

GETTING TO WARNER BROS. MOVIE WORLD

Our Location & Hours of Operation

Warner Bros. Movie World is located just 20 minutes North of Surfers Paradise on the Pacific Motorway at Oxenford, or 50 minutes South of Brisbane Airport.



Warner Bros. Movie World is open every day of the year except Christmas Day on 25 December and ANZAC Day (Australia's national day of remembrance) on 25 April. The park is open from 9.30am with rides and attractions operating from 10am til 5pm.

Guest Services Information

Hours: 8:30am-5:00pm
Contact: (07) 5573 8380
Email: guestservices_mw@vrtp.com.au

Please contact our friendly team for further information.

Accessible Parking

Reserved parking is available in the first row of the car park for guests whose vehicle displays a Disability Parking Permit. These spaces are clearly marked with the International Disability symbol. Located near the reserved parking is a designated area for drop off and pick up.

Public Transport

Public bus, taxi facilities and rideshare pick up and drop off are available from the Main Entrance of the park. Translink can provide details regarding bus and train transport to and from the park. Gold Coast Cabs have vehicles which cater for guests using wheelchairs.

For bookings and enquires please contact the following:

- Translink 13 12 30 - translink.com.au
- Gold Coast Cabs 13 10 08

Other suggested modes of transport are:

- Gold Coast Tourist Shuttle 1300 655 655

ADMISSION

Entrance

All of our ticket booths are accessible. Guests with physical disabilities or those using a wheelchair are advised to access the park via our wheelchair/stroller entry located to the left hand side of the turnstiles.

Admission Price

Discounted single day entry admission rates are available upon presentation of a State or Commonwealth issued Disability Pension Card. Please present this card to the ticket booth cashier when purchasing admission tickets to obtain the discounted rate.

Companion & Carer Admission

Guests who produce a Companion Card (companioncard.gov.au/) are entitled to one (1) free of charge Companion Ticket so that their companion can provide care and support during the visit. Guests who produce a Carer's Card issued by relevant State or Commonwealth authorities (as opposed to a Companion Card) will be entitled to a discounted admission rate.

Companion & Carer Assistance

At some rides and attractions, it may be necessary for guests with limited mobility to be assisted into a ride vehicle. It is recommended that guests requiring mobility assistance plan to visit with a companion/carer who can physically assist them when necessary. Unfortunately, our team members are not able to physically assist guests into or out of ride vehicles, nor are they available to accompany guests for the duration of the day. In addition to visiting Guest Services to discuss the nature of our attractions, we strongly recommend a companion/carer ride our attractions first to gain an understanding of ride suitability.



IN-PARK

Guest Services

For any special assistance or information, please enquire at Guest Services in Main Street, telephone (07) 5573 8380 or email guestservices_mw@vrtp.com.au. Our friendly staff are able to offer expert assistance with individually tailored programs structured to maximise enjoyment whilst meeting guest's special requirements.

Wheelchair and Stroller Hire

A limited number of wheelchairs and strollers are available for hire at Guest Services.

Wheelchair hire is complimentary however a form of ID is required.

Guests wishing to hire a wheelchair are advised to pre-book by telephoning Guest Services on (07) 5573 8380 prior to arrival.

Stroller hire is available for a \$20 non-refundable hire fee.

These strollers are intended for children from 6 months of age and under 100cm.

Queue Assistance

Parent Swap, Companion and Queue Proxy services are available within the park for guests who are unable to stand in a queue for extended periods or have children unable to experience a particular ride or attraction and require supervision. As personal situations and ride requirements vary, please visit Guest Services for specific information.

Alternatively, Fast Track is available at selected rides. Fast Track is a fee based system, offering guests the opportunity to maximise their experience in the park by accessing a shorter queue exclusively for Fast Track guests, reducing their waiting time.

Guest Lockers

Personal items may be stored in lockers at:

- Photo Centre (full day usage)
- SUPERMAN Escape (1hr usage)
- GREEN LANTERN Coaster (luggage lockers)

Assistance Animals

Assistance animals are welcome throughout the park with the exception of restricted ride areas. Please contact Guest Services for additional enquiries.

First Aid

Registered Nurses staff the First Aid Centre. Personal medical equipment (e.g. ventilators and personal medication requiring refrigeration) may be stored and used at First Aid.

PLEASE NOTE First Aid does not supply equipment for everyday use.



Parents' Rooms

These rooms contain private feeding areas and separate changing facilities and are located at:

- Main Street - next to BATMAN Store
- Kids' WB! Fun Zone - to the right of the entry arch
- Taz Rest Stop - northern end of Kids' WB Fun Zone

Restrooms

All main restrooms have facilities that are accessible, these are located at:

- Grand Archway
- BATMAN Store
- Kids' WB! Fun Zone
- Wild West Falls
- Dirty Harry Bar

Additionally, unisex companion restrooms are located:

- Behind Grand Archway amenities (includes showering facilities)
- First Aid

Dining and Shopping

All restaurants, eateries and shops are accessible by wheelchair. Should you have specific dietary requirements please contact Guest Services prior to or during your visit.

Street Entertainment and Photographic Opportunities

All of our street shows can be viewed from a number of vantage points that are easily accessible. Our favourite Looney Tunes characters and DC Comics Super Heroes and Super-Villains can be seen meeting guests every day in Main Street. Please see Photo Centre for character appearance times as they change daily.



GUEST COMFORTS

Wheelchair & Stroller Hire



Lockers



Lost Property



ATM



Restroom



Taxi



Parents' Room



Bus



Unisex Companion Room



Ride Share



First Aid Centre



Parade Route



Water Fountain



RIDE/ATTRACTION SUITABILITY

At Warner Bros. Movie World our aim is to accommodate the needs of all our guests where possible while maintaining a safe environment. In order to maximise time and enjoyment, the following ride and attraction guidelines are provided for guests with disabilities, medical conditions and injuries, however guests should visit the Guest Services office before presenting to our rides and attractions. Our experienced Guest Services team are available at any time to discuss ride suitability in consideration of ride/attraction manufacturer's guidelines. These standards and safety systems require all guests to maintain the proper riding position, meet the ride requirements, appropriately utilise the restraints systems and safely navigate evacuation stairwells and pathways. Following a conversation with Guest Services a wristband will be supplied to avoid any inconvenience or disruption to your day.

Regarding guests travelling with a companion/carer, it's strongly recommended that the companion/carer try our rides/attractions first. This can be arranged by presenting the communication band to the Attraction Attendant at the ride with your companion/carer in attendance, for assistance.



The following symbols will be used throughout this guide:

	Attraction is not suitable for guests with back, neck or similar physical conditions
	Attraction is not suitable for guests with heart disorders or high blood pressure
	Attraction is not suitable for expectant mothers
	Attraction is not recommended for guests susceptible to seizures or motion sickness
	Guests may have to remove prosthetic limbs before riding to prevent hazards or loss due to ride forces
	Attraction is not suitable for guests with pre-existing limb injuries
	The attraction is not accessible for service animals. Please contact Guest Services for further information.
	Attraction is not recommended for guests who have medical sensitivity to strobe effects
	Attraction is not suitable for guests with a pacemaker as this attraction contains strong magnetic devices.
	Attraction is not suitable for guests with other physical limitations that could be aggravated by sudden fierce movements
	Minimum and maximum height
	Guests must be this height to experience this attraction
	Guests within this range of height must be accompanied by a supervising companion
	Guests using a wheelchair must transfer to ride vehicle's seating at platform
	Low: This attraction is rated as a low speed and height attraction and is suitable for supervised toddlers or young children
	Moderate: This attraction involves moderate speed and height. Riders are required to maintain ride position and control.
	High: This attraction involves high speeds, heights and is a fast paced ride experience. Riders will encounter changes in speed, direction and elevation, some of which are unexpected. Riders are required to maintain ride position and control.
	Speed
	Height
	Sudden Special Effects
	Loud Noise
	Darkness and confined spaces
	You will get WET!
	Electronic equipment may get wet. Please ensure to stow these items in a dry and secure place for the duration of the ride.

HOLLYWOOD STUNT DRIVER 2

Refer to Village Roadshow Theme Parks App for current show times.

With extreme precision driving, this action packed movie making adventure is sure to have you on the edge of your seat. Be part of the excitement of a real movie set as your Director and his crew take you behind the scenes of a shoot for an all new action blockbuster.

Entrance doors open approximately 30 minutes before the show. Reserved accessible and priority seating is available within this venue. Please approach the attendant at the entry who will direct you to a front row vantage point. Limited shade cover is available within the venue – guests in wheelchairs should advise our venue attendants if they require the use of an umbrella.

Please note some segments of the show feature:

- sound effects played at high volume which may cause discomfort to those with sensitive hearing
- sudden pyrotechnics which may startle assistance animals
- limited shade cover is available within the venue

HOLLYWOOD STUNT DRIVER 2 EXPERIENCE

From priority seating at show to behind the scenes access and even a ride in one of the high speed cars, this experience puts you in the middle of the action!

Certain criteria must be met in order to participate in this experience and is strictly enforced to ensure that safety of our guests and drivers. Please contact Guest Services on (07) 5573 8380 prior to booking to discuss requirements.

ROXY THEATRE

See theatre for details of feature film and current show times.

Due to the nature of this attraction guests must be able to transfer into the seat independently or with the assistance of a companion.



Please note some segments of the show feature:

- sound effects played at high volume which may discomfort those with sensitive hearing
- effects which include water mist
- sudden movements of the seats include tilting and jarring actions simulating dramatic action packed events
- motionless seating is available, please notify the attendant upon entry
- strobe effects

STAR PARADE

3:30pm every day, weather permitting.

Come along and join our Star Parade, featuring all your favourite Warner Bros. Movie World characters. The parade will commence

at the Big Screens and travel down Main Street and return.

Please note some segments of the show feature:

- sound effects played at high volume which may cause discomfort to those with sensitive hearing
- effects which may startle assistance animals

For safety please remain at your viewing point until the Parade returns up Main Street.

BATWING SPACESHOT

Get ready to go ballistic with an extreme adrenalin rush that will leave you a bit batty! More G-forces than a shuttle launch!

Safety restrictions prohibit guests under 123cm tall from experiencing Batwing Spaceshot.



Please note: Due to the nature of this attraction, the following restrictions apply:



For safety purposes some restrictions apply to guests with pre-existing medical conditions, an amputation, amelia or prosthetic limbs. Please contact our Guest Services office for further information.

Access for guests using wheelchairs is via the main ride entrance.

Guests wishing to ride this attraction must have full upper body movement and coordination and be able to:

- transfer into the seat either independently or with the assistance of a companion
- independently maintain an upright position whilst seated
- Independently support head and neck for the duration of the ride
- upper and lower limb prosthesis must be removed
- continually grasp the harness support with at least one fully functioning natural arm and minimum three fingers
- have two natural lower limbs that extend past the knee joint
- absorb sudden and dramatic movements
- secure the restraint mechanisms for individual riders

Assess suitability to:



DC RIVALS HYPERCOASTER

The tallest, longest and fastest! The greatest theme park attraction the Southern Hemisphere has ever seen!

Safety restrictions prohibit guests under 130cm tall from experiencing DC Rivals HyperCoaster.




Please note: Due to the nature of this attraction, the following restrictions apply:



For safety purposes, some restrictions apply to guests with pre-existing medical conditions, an amputation, Amelia or prosthetic limbs. Please contact Guest Services office for further information. Access for guests using wheelchairs is via the ride exit ramp to the right of the entrance queue. Guests wishing to ride this attraction must have sufficient upper body movement and coordination and be able to:

- transfer into the train independently or with the assistance of a companion
- independently maintain an upright position whilst seated
- independently support head and neck for the duration of the ride
- all prosthesis must be removed
- continually grasp the harness supports
- have at least one natural upper limb with the ability to brace with one natural hand
- have two natural lower limbs that extend to ankle level
- secure the restraint mechanisms for individual riders

Some circumstances may require guests to exit outside of the usual load/unload locations. In these instances, it may be necessary to navigate a number of stairs after being exited from the ride. It may also be necessary to exit the vehicle on the opposite side of the platform. For these reasons it is important that a companion/carer is available to ride with the guest to assume responsibility should this occur.

Assess suitability to: 

DOOMSDAY DESTROYER

The Domsday Destroyer, a monstrous ride! This attraction is sure to show you that sometimes in a world full of villains; it's good to be bad. Safety restrictions prohibit guests under 130cm tall and 200cm or over from experiencing Domsday Destroyer.



Please note: Due to the nature of this attraction, the following restrictions apply:




For safety purposes some restrictions apply to guests with pre-existing medical conditions, an amputation, amelia or prosthetic limbs. Please contact our Guest Services office for further information. Access for guests using wheelchairs is via the main ride entrance.

Guests wishing to ride this attraction must have full upper body movement and coordination and be able to:

- transfer into the seat either independently or with the assistance of a companion
- independently maintain an upright position while seated
- independently support head and neck for the duration of the ride
- upper and lower limb prosthesis must be removed
- continually grasp harness support with at least one fully functioning arm

- have two natural lower limbs that extend past the knee joint
- restraint mechanisms must be able to be secured for individual riders

Assess suitability to: 

GREEN LANTERN COASTER

Experience fun and thrills of a galactic proportion as you take on the steepest drop in the southern hemisphere!

Safety restrictions prohibit guests under 140cm tall from experiencing Green Lantern Coaster.



Please note: Due to the nature of this attraction, the following restrictions apply:



For safety purposes, some restrictions apply to guests with pre-existing medical conditions, an amputation, amelia or prosthetic limbs. Please contact our Guest Services office for further information.


Access for guests using wheelchairs is via the DC Super Heroes Store at the ride exit.

Guests wishing to ride this attraction must have sufficient upper body movement and coordination and be able to:

- transfer into the car independently
- independently maintain an upright position whilst seated
- independently support head and neck for the duration of the ride
- all upper limb prosthesis must be removed
- continually grasp the harness supports with at least one fully functioning natural arm and minimum three fingers
- have two natural lower limbs that extend past the knee joint
- secure the restraint mechanisms for individual riders

Some circumstances may require guests to exit outside of the usual load/unload locations. In these instances, it may be necessary to navigate a number of stairs after being exited from the ride.

It may also be necessary to exit the vehicle on the opposite side of the platform. For these reasons it is important that a companion/carer is available to ride with the guest to assume responsibility should this occur.

Assess suitability to: 

JUNIOR DRIVING SCHOOL

Get out of the backseat and into the driver's seat as you learn to drive on the streets of the kids-size version of Warner Bros. Movie World.

Safety restrictions prohibit guests under 90cm tall from experiencing Junior Driving School.

Guests between 90cm and 106cm tall must be accompanied by an adult.



Please note: Due to the nature of this attraction, the following restrictions apply:




For safety purposes some restrictions apply to guests with pre-existing medical conditions, an amputation, amelia or prosthetic limbs. Please contact our Guest Services office for further information.

Wheelchair access is via the main ride entrance. Please approach the Attraction Attendant at the entrance to the ride.

Guests wishing to ride this attraction must have full upper body movement and coordination and be able to:

- transfer into a car independently or with the assistance of a companion/carer
- absorb sudden and dramatic movements
- steer the car using a hand-operated steering wheel
- propel the car by pushing down on a foot pedal
- maintain a self supported upright position

Assess suitability to: 

JUSTICE LEAGUE 3D – THE RIDE

Get ready for the most thrilling battle of your life. Grab your laser blaster and join Superman, Batman and an army of Super Heroes in an epic 3D battle to save the citizens of Earth.

Safety restrictions prohibit guests under 90cm tall from experiencing Justice League. Guests between 90cm and 110cm tall must be accompanied by an adult.



Please note: Due to the nature of this attraction, the following restrictions apply:



For safety purposes some restrictions apply to guests with pre-existing medical conditions, an amputation, amelia or prosthetic limbs. Please contact our Guest Services office for further information.

Access for guests using wheelchairs is via the ride main entrance.

Guests wishing to ride this attraction must have full upper body movement and coordination and be able to:

- transfer into a train independently or with the assistance of a companion
- independently maintain an upright position whilst seated
- absorb sudden and dramatic movements

Some circumstances may require guests to exit outside of the usual load/unload locations. In these instances, it may be necessary to navigate a number of stairs after being exited from the ride.

It may also be necessary to exit the vehicle on the opposite side of the platform. For these reasons it is important that a companion/carer is available to ride with the guest to assume responsibility should this occur.

Assess suitability to: 

ROAD RUNNER ROLLERCOASTER

Experience the Road Runner Rollercoaster in the Kids' WB! Fun Zone. Join Wile E. Coyote as he chases the Road Runner from the ACME Fireworks Factory through the Arizona Desert in an exciting journey of twists and turns, ups and downs.

Safety restrictions prohibit guests under 110cm tall from experiencing Road Runner Rollercoaster.

Guests between 110cm and 120cm tall must be accompanied by an adult.



Please note: due to the nature of this attraction the following restrictions apply:




For safety purposes some restrictions apply to guests with pre-existing medical conditions, an amputation, amelia or prosthetic limbs.

Attraction is not suitable for guests with other physical limitations that could be aggravated by sudden fierce movements. Please contact our Guest Services office for further information. Access for guests using wheelchairs is via the exit ramp to the right of the entrance queue.

Guests wishing to ride this attraction must have full upper body movement and coordination and be able to:

- independently transfer into the train and navigate stairs and pathways
- independently maintain an upright position whilst seated
- continually grasp the lap bar with at least one natural upper limb that extends past the elbow joint
- have at least one natural lower limb that extends to the ankle
- absorb sudden and dramatic movements

Some circumstances may require guests to exit outside of the usual load/unload locations. In these instances, it may be necessary to navigate a number of stairs after being exited from the ride. It may also be necessary to exit the vehicle on the opposite side of the platform. For these reasons it is important that a companion/carer is available to ride with the guest to assume responsibility should this occur.

Assess suitability to: 



SUPERMAN ESCAPE

Experience the super speed of the Superman Escape as you go from 0 to 100km/h in 2 seconds!

Safety restrictions prohibit guests under 140cm tall and 196cm or over from experiencing Superman Escape.



Please note: Due to the nature of this attraction, the following restrictions apply:



For safety purposes some restrictions apply to guests with pre-existing medical conditions, an amputation, amelia or prosthetic limbs. Please contact our Guest Services office for further information.

Access for guests using wheelchairs is via the main ride entrance.

Guests wishing to ride this attraction must have full upper body movement and coordination and be able to:

- transfer into the train independently or with the assistance of a companion
- independently maintain an upright position whilst seated
- independently support head and neck for the duration of the ride
- continually grasp the harness supports
- have at least one natural lower limb that extends past the knee joint
- upper limb prosthesis must be removed
- secure the restraint mechanisms for individual riders

Some circumstances may require guests to exit outside of the usual load/unload locations. In these instances, it may be necessary to navigate a number of stairs after being exited from the ride. It may also be necessary to exit the vehicle on the opposite side of the platform. For this reason it is important that a companion/carer is available to ride with the guest to assume responsibility should this occur.

Assess suitability to:    

WILD WEST FALLS ADVENTURE RIDE

Over a million litres of wicked water will propel Wild West Falls riders on an action-packed, six minute adventure past ghost towns, geysers and wagon trains, using lifts and drops to create a thrilling experience. The journey leads into a massive man-made mountain, 35 metres high, and ends with a 70km per hour, no brakes, and 20 metre heart-stopping drop to the final splashdown!

Safety restrictions prohibit guests under 95cm tall from experiencing Wild West Falls. Guests between 95cm and 130cm tall must be accompanied by an adult.



Please note: Due to the nature of this attraction, the following restrictions apply:



For safety purposes some restrictions apply to guests with pre-existing medical conditions, an amputation, amelia or prosthetic limbs. Please contact our Guest Services office for further information.

Access for guests using wheelchairs is via the Rio Bravo Outfitters store at the ride exit.

Guests wishing to ride this attraction must have full upper body movement and coordination and be able to:

- transfer into the boat either independently or with the assistance of a companion
- independently maintain an upright position whilst seated
- absorb sudden movements
- continually grasp the harness supports
- have at least one natural lower limb that extends past the knee joint
- secure the restraint mechanisms for individual riders

Some circumstances may require guests to exit outside of the usual load/unload locations. In these instances, it may be necessary to navigate a number of stairs after being exited from the ride. It may also be necessary to exit the vehicle on the opposite side of the platform. For this reason it is important that a companion/carer is available to ride with the guest to assume responsibility should this occur. In the event of an unscheduled stoppage outside of the station it may be necessary to negotiate uneven ground.

Assess suitability to:       

KIDS' WB! FUN ZONE

Where fantasy comes alive for children of all ages. Experience the magic and thrills of the Looney Tunes rides designed especially for our youngest guests. You will also meet your favourite Looney Tunes characters as it's the home of these cuddly stars!

Please note: Whilst all rides are designed for our youngest guests, it is possible for care givers to ride with their children on the Looney Tunes Carousel and Yosemite Sam Railroad.

LOONEY TUNES CAROUSEL

Guests board recreations of their favourite Looney Tunes character while rotating anti-clockwise at a moderate speed.

Guests under 105cm must be accompanied by an adult, safety restrictions prohibit guests 138cm or over from being seated on a character seat.





For safety purposes some restrictions apply to guest with pre-existing medical conditions, an amputation, amelia or prosthetic limbs. Please contact our Guest Services office for further information.

Access for guests using wheelchairs is via the ride exit.

Guests wishing to ride this attraction should be able to but are not limited to:

- transfer into the seat independently or with the assistance of a companion
- absorb sudden movements (character seats)

Assess suitability to:  

LOONEY TUNES SPLASH ZONE

Kids can cool down in the Looney Tunes Splash Zone. The fully accessible interactive splash area features a number of water spouts that burst to life, and will provide hours of entertainment for the little ones.



MARVIN THE MARTIAN: COSMIC BOOM

Take a seat on Marvin's saucer and get ready to embark on a journey of intergalactic proportions. Soar above Planet X as you descend and twist from 10 metres high.

Safety restrictions prohibit guests under 90cm tall from experiencing Marvin the Martian. Guests who are between the heights of 90cm and 105cm must be seated next to a guest who is 14 years or older.

Please note: Due to the nature of this attraction, the following restrictions apply.



For safety purposes some restrictions apply to guests with pre-existing medical conditions, an amputation, amelia or prosthetic limbs. Please contact our Guest Services office for further information on (07) 5573 8380.

Access for guests using wheelchairs is via the ride exit.

Guests wishing to ride this attraction must have full upper body movement and co-ordination and be able to:

- Transfer into the seat either independently or with the assistance of a companion
- Independently maintain an upright position whilst seated
- Independently support head and neck for the duration of the ride
- Remove all prosthesis
- Continually grasp the harness support
- Have one natural lower limb that extends past the knee
- Absorb sudden and dramatic movements
- Secure the restraint mechanisms




Guests are not permitted to sit on another's lap, including small children.

IF DUE TO SIZE, HARNESS CANNOT LOCK AS REQUIRED

Due to the restrictive nature of the harness, some riders may experience difficulty meeting harness requirements. If you have any concerns, please see a staff member prior to lining up.

Loose items are not permitted on Marvin the Martian, property boxes are located opposite the seat for all loose items, hats may be worn.

Assess suitability to: 

This attraction involves moderate speed and height. Riders are required to maintain ride position and control.

SYLVESTER & TWEETY CAGES

This ride is accessible by children only. Guests lift up and down in a circular motion in their very own birdcage as they escape Sylvester's clutches.

Safety restrictions prohibit guests under 90cm tall and 145cm or over from experiencing Sylvester & Tweety Cages.


 

For safety purposes some restrictions apply to guest with pre-existing medical conditions, guests with an amputation, amelia or guests with prosthetic limbs. Please contact our Guest Services office for further information.

Access for guests using wheelchairs is via the main ride entrance.

Guests wishing to ride this attraction should be able to but are not limited to:

- transfer into the seat independently or with the assistance of a companion
- absorb sudden movements

Assess suitability to: 

SPEEDY GONZALES TIJUANA TAXIS

This ride is accessible by children only, single rider use. Guests drive on Speedy Gonzales taxis around a small track as they hastily attempt to earn fare.

Safety restrictions prohibit guests under 106cm tall and 145cm or over from experiencing Speedy Gonzales Tijuana Taxis.

For safety purposes some restrictions apply to guest with pre-existing medical conditions, guests with an amputation, amelia or guests with prosthetic limbs. Please contact our Guest Services office for further information.

Guests wishing to ride this attraction should be able to but are not limited to:

- transfer into the seat independently or with the assistance of a companion/carer
- absorb sudden movements
- steer the car using hand-operated steering wheel
- propel the car by pushing down on a foot pedal
- maintain a self supported upright position

Access for guests using wheelchairs is via the ride main entry.

YOSEMITE SAM RAILROAD

Guests experience Yosemite Sam's old west canyons via a miniature locomotive ride on a circuit track.

Guests under 110cm must be accompanied by an adult.


 

For safety purposes some restrictions apply to guest with pre-existing medical conditions, an amputation, amelia or prosthetic limbs. Please contact our Guest Services office for further information.

Access for guests using wheelchairs is via the main ride entrance. Guests wishing to ride this attraction should be able to but are not limited to:

- transfer into the seat independently or with the assistance of a companion

In the event of an unscheduled stoppage outside of the station it may be necessary to negotiate uneven ground. For this reason it is important that a companion/carer is present for the duration of the ride to assist.

Assess suitability to: 

WB STUDIO SHOWCASE - BATMAN LEGACY

Witness the largest official Warner Bros. Batman exhibition in the Southern Hemisphere featuring a collection of costumes, cars and props from a line-up of Batman films.

Assess suitability to:   

SPECIAL EVENTS

Experience a line-up of world class events at your favourite Theme Park, Warner Bros. Movie World, including Fright Nights, White Christmas and Hooray for Hollywood.

Some locations make use of visual and audio effects, including strobe lights and may not be suitable for guests with a history of vertigo, epilepsy, seizures, claustrophobia, heart disorders and high blood pressure.

Assess suitability to:    

AND REMEMBER

Team Members at Warner Bros. Movie World are more than happy to assist in any way possible. We are committed to ensuring that our guests enjoy an inclusive, exciting, safe and entertaining theme park experience that will always be remembered.



MYSCIRA



2306857 WARNER BROS. MOVIE WORLD and logo and all related characters and elements are trademarks of and © Warner Bros. Entertainment Inc. TOM AND JERRY and all related characters and elements © & ™ Turner Entertainment Co. LOONEY TUNES and all related characters and elements are trademarks of and © Warner Bros. Entertainment Inc. KIDS' WB! and all related characters and elements are trademarks of and © Warner Bros. Entertainment Inc. SCOOBY-DOO and all related characters and elements are trademarks of and © Hanna-Barbera. BATMAN, GREEN LANTERN, SUPERMAN, JUSTICE LEAGUE and all related characters and elements are trademarks of and © DC Comics. (s23)