
Massachusetts State Lottery Commission Meeting

Executive Director's Report

Delivered by: Mark William Bracken

January 27, 2026



Lottery Sales Update – December

Figures for the month of December 2025

- Overall unadjusted sales for December of 2025 were **down \$14.9 million** from December 2024.
- Estimated December 2025 net profit and prize payout figures do not include accruals for prizes won that have not yet been paid.
 - Due in part to a \$41.2 million increase in Powerball sales:
 - Estimated net profit for December 2025 was \$102.8 million compared to \$99.9 million in December 2024, resulting in an **estimated \$2.9 million increase in net profit.**
 - Estimated prize payout for December 2025 was 71.34 percent, compared to 72.09 percent in December 2024.

Figures for Fiscal Year 2026

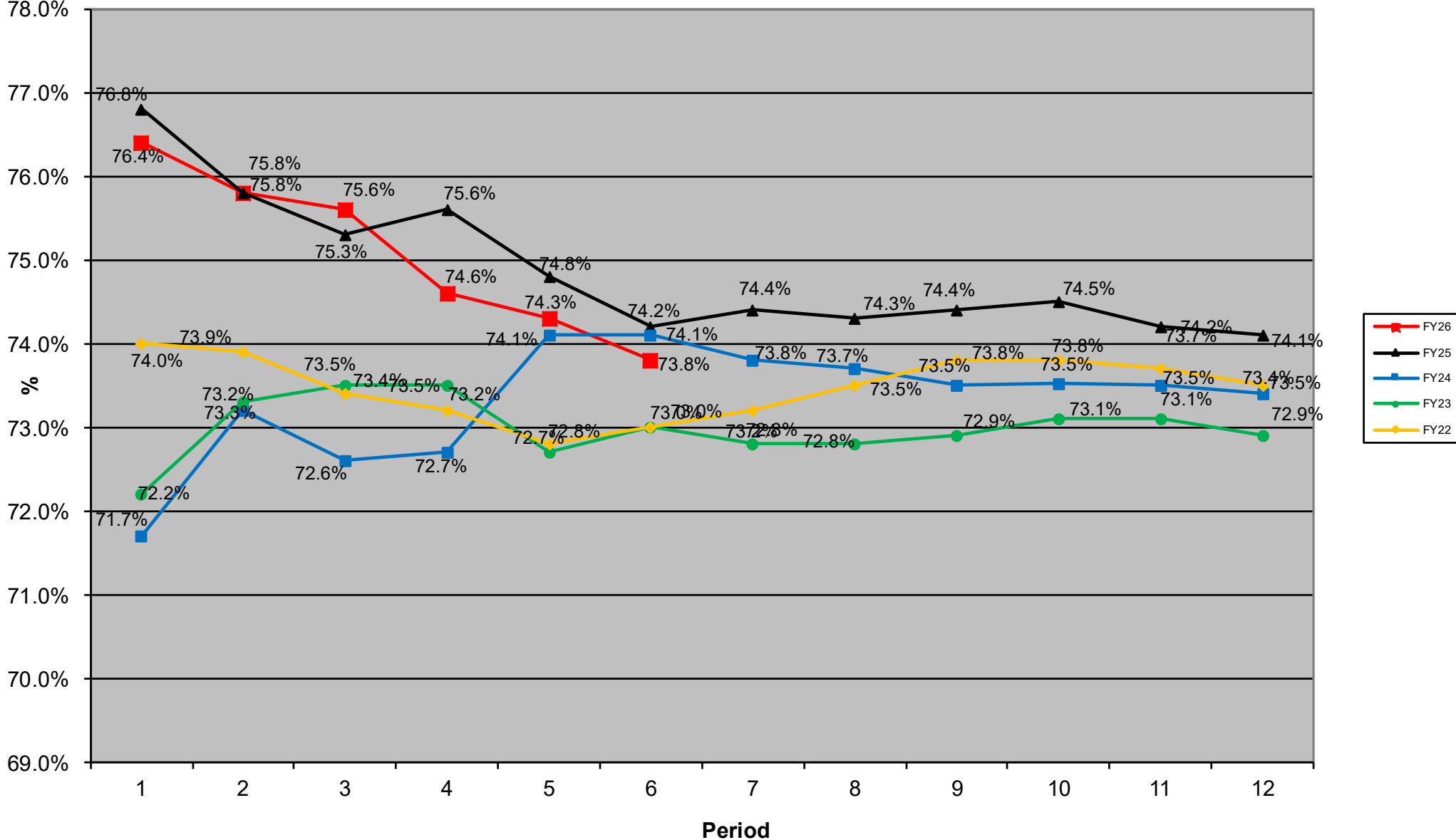
- Overall unadjusted sales for the first six months of FY26 were **up \$8.5 million** from the first six months of FY25.
- Our estimated FY26 year-to-date net profit and prize payout figures both include accruals for prizes won that have not yet been paid.
 - Due in part to a \$100.5 million increase in Powerball sales:
 - Our estimated year-to-date net profit for the first six months of FY26 is \$550.2 million compared to \$537.9 million for the first six months of FY25. After adding a 1-day average net profit figure of \$3.1 million due to a shift in the calendar, the adjusted year-over-year change for the first six months of FY26 vs. the first six months of FY25 is an **estimated \$15.4 million increase in net profit.**
 - Our estimated year-to-date prize payout for the first six months of FY26 is 73.81 percent, compared to 74.24 percent for the first six months of FY25.

December 2025 sales breakdown

- Compared to December of 2024, **Powerball** sales were **up \$41.2 million** (high jackpot of \$1.81 billion compared to \$256 million in December 2024), **Mass Cash** sales were **up \$847,937**, and **Megabucks** sales were **up \$779,066** (high jackpot of \$9.6 million compared to \$4.95 million in December 2024).
- Compared to December of 2024, **Instant Ticket** sales were **down \$32.1 million**, **Mega Millions** sales were **down \$22.7 million** (high jackpot of \$138 million compared to \$1.22 billion in December 2024), **Keno** sales were **down \$1.3 million**, **Number Game** sales were **down \$1.1 million**, **Wheel of Luck** sales were **down \$336,763**, and **Lucky for Life** sales were **down \$209,666**.

Prize Payout Percentage, Fiscal Year-to-Date by Month

5 Year Comparison
Prize Payout as a % of Sales
Through December 2025 (December 2025 Estimated)



December Sales

MSLC Gross Sales Results								
DECEMBER FY26 vs. FY25 Unadjusted Non Fiscal Year								
(\$ millions)								
Through December 27, 2025								
		FY26	% of Total		FY25	% of Total	\$ Change	% Change
Instant Tickets		\$302.9	61.4%		\$335.0	65.9%	-\$32.1	-9.6%
Numbers Game		\$24.2	4.9%		\$25.3	5.0%	-\$1.1	-4.4%
Mass Cash		\$7.2	1.5%		\$6.3	1.2%	\$0.8	13.4%
Megabucks		\$3.1	0.6%		\$2.3	0.5%	\$0.8	33.7%
Mega Millions		\$5.2	1.1%		\$27.9	5.5%	-\$22.7	-81.2%
Powerball		\$48.2	9.8%		\$7.0	1.4%	\$41.2	584.3%
Lucky for Life		\$3.5	0.7%		\$3.8	0.7%	-\$0.2	-5.6%
Keno		\$97.6	19.8%		\$98.9	19.5%	-\$1.3	-1.3%
Wheel of Luck		\$1.2	0.2%		\$1.5	0.3%	-\$0.3	-22.0%
Total		\$493.1	100.0%		\$508.0	100.0%	-\$14.9	-2.9%
Instant Tickets		\$302.9	61.4%		\$335.0	65.9%	-\$32.1	-9.6%
Draw Games		\$91.4	18.5%		\$72.6	14.3%	\$18.8	25.9%
Monitor Games		\$98.8	20.0%		\$100.4	19.8%	-\$1.6	-1.6%
Total		\$493.1	100.0%		\$508.0	100.0%	-\$14.9	-2.9%
Unadjusted	Month	11/30/25-12/27/25		Month	12/1/24-12/28/24			
		4 weeks			4 weeks			
		28 days			28 days			

FY 2026 vs. FY 2025 Sales

MSLC Gross Sales Results											
YEAR-TO-DATE FY26 vs. FY25 Unadjusted Non Fiscal Year											
(\$ millions)											
Through December 27, 2025											
			FY26	% of Total		FY25	% of Total		\$ Change		% Change
Instant Tickets			\$1,905.7	64.0%		\$1,973.1	66.4%		-\$67.5		-3.4%
Numbers Game			\$157.0	5.3%		\$161.6	5.4%		-\$4.6		-2.8%
Mass Cash			\$44.3	1.5%		\$40.7	1.4%		\$3.7		9.1%
Megabucks			\$15.9	0.5%		\$12.9	0.4%		\$3.0		22.9%
Mega Millions			\$49.8	1.7%		\$73.9	2.5%		-\$24.1		-32.6%
Powerball			\$145.9	4.9%		\$45.5	1.5%		\$100.5		221.0%
Lucky for Life			\$23.3	0.8%		\$24.1	0.8%		-\$0.7		-3.0%
Keno			\$629.0	21.1%		\$628.8	21.2%		\$0.1		0.0%
Wheel of Luck			\$7.8	0.3%		\$9.6	0.3%		-\$1.9		-19.3%
Total			\$2,978.7	100.0%		\$2,970.2	100.0%		\$8.5		0.3%
Instant Tickets			\$1,905.7	64.0%		\$1,973.1	66.4%		-\$67.5		-3.4%
Draw Games			\$436.3	14.6%		\$358.6	12.1%		\$77.7		21.7%
Monitor Games			\$636.7	21.4%		\$638.5	21.5%		-\$1.7		-0.3%
Total			\$2,978.7	100.0%		\$2,970.2	100.0%		\$8.5		0.3%
Unadjusted		Year	6/29/25-12/27/25		Year	6/30/24-12/28/24					
			26 weeks			26 weeks					
			182 days			182 days					

February 17 Instant Ticket Launch

2 for \$1

Price Point: \$1

Top Prize: \$10,000

Quantity: 7,056,000



Win It All Bonus

Price Point: \$2

Top Prize: \$100,000

Quantity: 11,088,000



\$1,000,000 High Roller

Price Point: \$5

Top Prize: \$1,000,000

Quantity: 15,120,000



Loteria

Price Point: \$5

Top Prize: \$1,000,000

Quantity: 8,064,000



February 17 Instant Ticket Launch

\$4,000,000 Cash Doubler
Price Point: \$10
Top Prize: \$4,000,000
Quantity: 9,072,000
("Scratch my Back" ticket)



\$2,000,000 Stacked
Price Point: \$20
Top Prize: \$2,000,000
Quantity: 11,088,000



February 17 Instant Ticket Launch – POS



8.5" x 11" Poster



February 17 Instant Ticket Launch – Loteria POS

HOW TO PLAY

STEP 1 Scratch off the TOP COATING to reveal 14 symbols of LOTERIA.

STEP 2 Scratch off all the symbols on the GAME BOARD that match the symbols on the 14 CALL CARDS.

CÓMO JUGAR

PASO 1 Raspa las TARJETAS DE LLAMADA para revelar 14 símbolos de LOTERIA.

PASO 2 Raspa todos los símbolos idénticos en cada TABLERO DE JUEGO que coincidan con los símbolos de las TARJETAS DE LLAMADA.

CÓMO GANAR

Combina los 4 símbolos en cualquier línea horizontal completa en cualquiera de los TABLEROS DE JUEGO (4 espacios);

O

Combina los 4 símbolos en cualquier línea vertical completa en cualquiera de los TABLEROS DE JUEGO (4 espacios).

THE LOTTERY

LOTERIA™ Licensed by Don Clemente, Inc. 2026. All Rights Reserved. Must be 18 years of age to play. Linea de Ayuda para Problemas de Juego: 800-327-5050

SPICE UP YOUR GAME PLAY

SCRATCH, MATCH, WIN!

DALE SABOR A TU JUEGO

RASPA, COMBINA Y GANA!

WIN UP TO \$1,000,000!

THE LOTTERY

LOTERIA™ Licensed by Don Clemente, Inc. 2026. All Rights Reserved. Tienes que tener 18 años o más para jugar. Linea de Ayuda para Problemas de Juego: 800-327-5050

9" x 9" Decal Cling

8.5" x 11" How to Play Poster



Keno Midnight Multiplier Mania – Record Day of Sales

MIDNIGHT MULTIPLIER MANIA DEC 30 - JAN 1

The Lottery included all multipliers,
resulting in more games having a Bonus multiplier.

Tuesday, December 30, 2025	\$3,941,440
Wednesday, December 31, 2025	\$5,233,253
Thursday, January 1, 2026	\$3,606,495
\$12,781,188	

DEC 31, 2025 <i>HIGHEST ONE-DAY SALES</i>
\$5,233,253



Banner 18 Challenge Celtics Half Time Event



Must be 18 or older to play. Problem Gambling Helpline: 800-327-5050.


December 19, 2025

Banner 18 Challenge Winner




Chatchavan Buasaengthong of Williamstown, MA

Banner 18 Challenge Winner Media Coverage



Williamstown man nets \$1M at Celtics game



MASSACHUSETTS STATE LOTTERY

Williamstown resident Chatchavan Buasaengthong, second from right, holds his \$1 million novelty check at TD Garden on Friday night, flanked by Celtics legend Brian Scalabrine, right, and Massachusetts Treasurer Deborah Goldberg, third from right.

BY MITCHELL CHAPMAN
The Berkshire Eagle

For this Williamstown resident, a second chance paid off big at TD Garden.

How big? \$1 million — before taxes.

At halftime Friday during the Boston Celtics' duel with the Miami Heat, which ended in a 129-116 Celtics win, Chatchavan Buasaengthong of Williamstown walked onto the court with four others who had previously lost the State Lottery's \$10 Celtics Banner 18 instant ticket game. Introduced by Celtics

legend Brian Scalabrine, each contestant selected an oversized version of the scratch ticket they had lost. Four tickets hid \$10,000 cash prizes, but Buasaengthong's card revealed the \$1 million grand prize.

He leaped in celebration.

"I was not expecting to win the \$1 million prize! I called my wife to tell her I had won," Buasaengthong said immediately after the win. He was presented with an oversized check by state Treasurer Deborah B. Goldberg, who also serves as chair of the LOTTERY, Page 5

SSS WANT EXTRA MONEY \$\$\$
Our Classified Advertisers get great results.
If you have merchandise to sell.
Call 800-245-0254

JAF CONTRACTING
Berkshire County's Roof Doctor
Roofing & Siding
Call Jake, 413-329-9042

LOOKING FOR A NEW CAREER?
Check out
berkshireeagle.com/careers

TAG SALE- DEADLINES
for Saturday Publication
Must be received
prior to 3pm Thursday

15312 400101 INDEX Obituaries A4 | Business A7 | Opinion A8 | Weather A10 | Berkshires B1 | Sports B2 Volume 132, Issue 255

LIVE NOW Mass Appeal 22 WWLP.com NEWS Working for You 18° CHICOPEE

Watch Now News Weather Report It! Sports Community Mass Appeal More Search

BERKSHIRE COUNTY

Williamstown man wins \$1 million prize during Celtics game

by: Beck Wehner
Posted: Dec 20, 2025 / 09:22 AM EST
Updated: Dec 22, 2025 / 08:29 AM EST



WILLIAMSTOWN MAN WINS \$1 MILLION AT CELTICS GAME

CelticsGlobe @celtsglobe Fan account

League Pass is the funniest thing ever invented, no way I just watched Brian Scalabrine give away a million dollars at half time 🤔🤔



8:17 PM · Dec 19, 2025 · 28.9K Views

nbcusboston Follow Original audio

nbcusboston 2d One lucky Celtics fan won one MILLION dollars today 🍀🍀

michael.centola 2d I Wish It Was Me Definitely 🍀 But Congratulations 🍀🍀 Brother And Make Good Decisions With Money 🍀 Take Care !!!

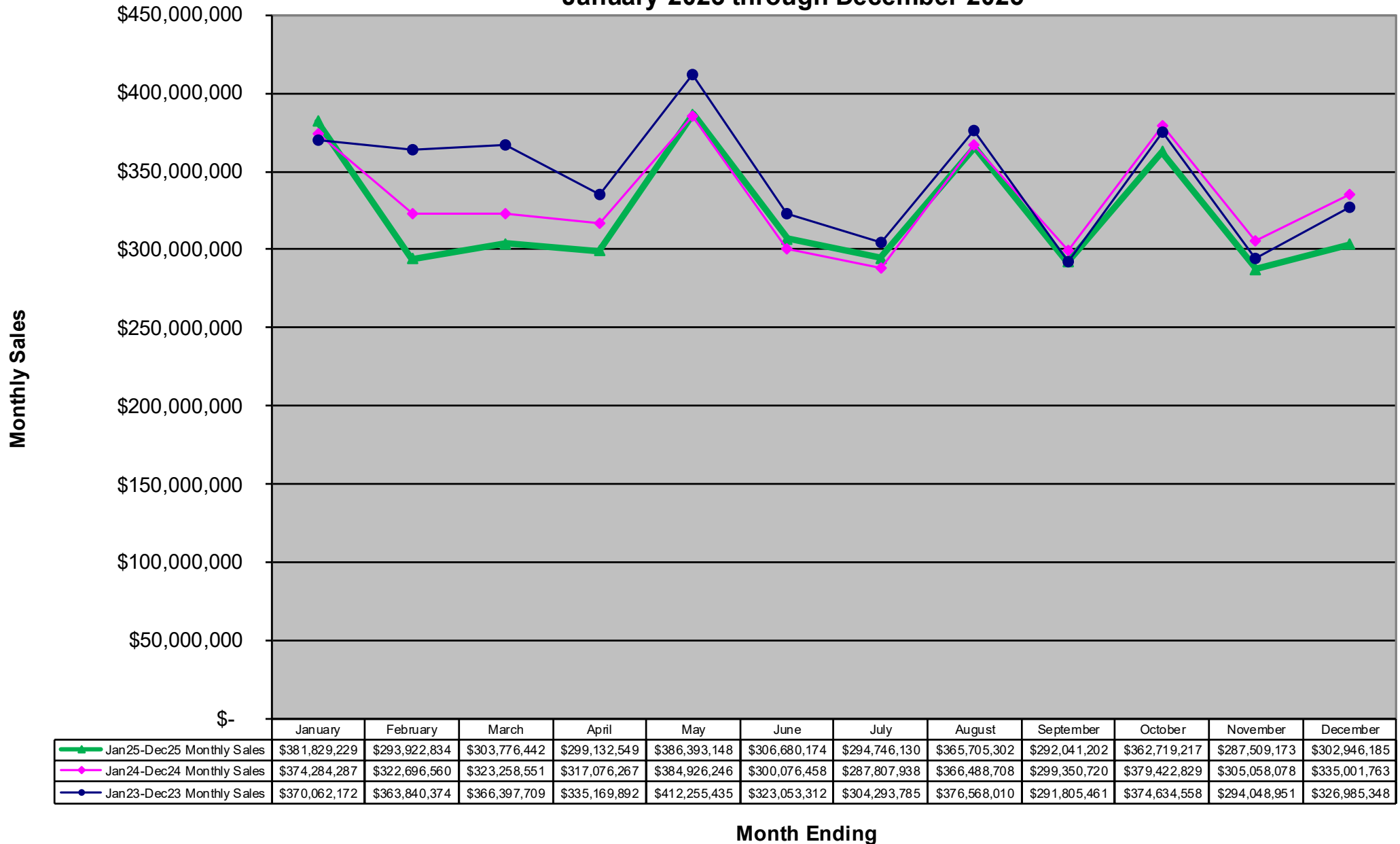
ricsanturri 1d Highest paid person on that NBA court last night. Jaylen Brown was second. He earns \$650k per game.

842 3 2 days ago

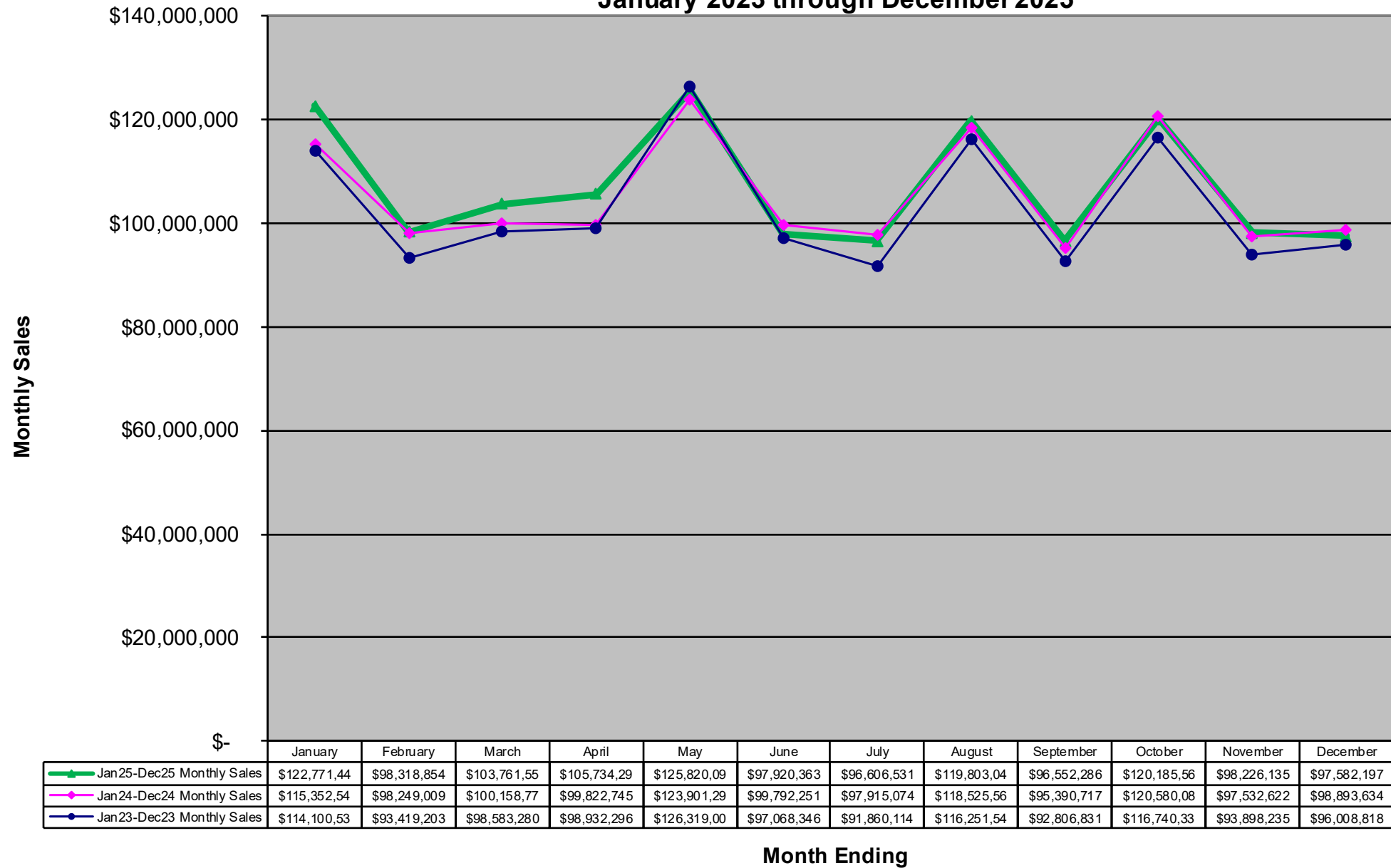
Log in to like or comment.



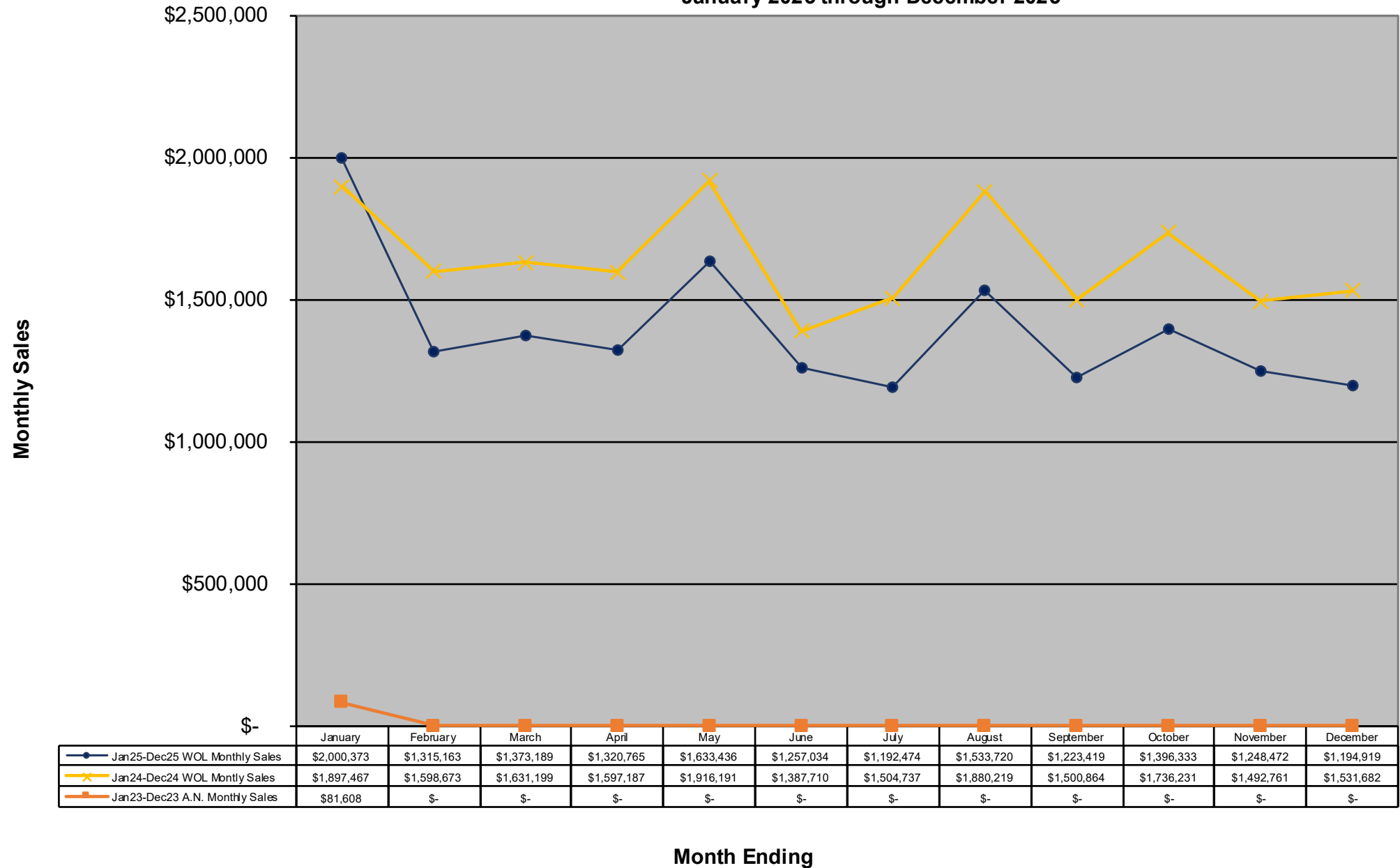
Instant Ticket Games Monthly Sales Unadjusted Non Fiscal Year January 2023 through December 2025



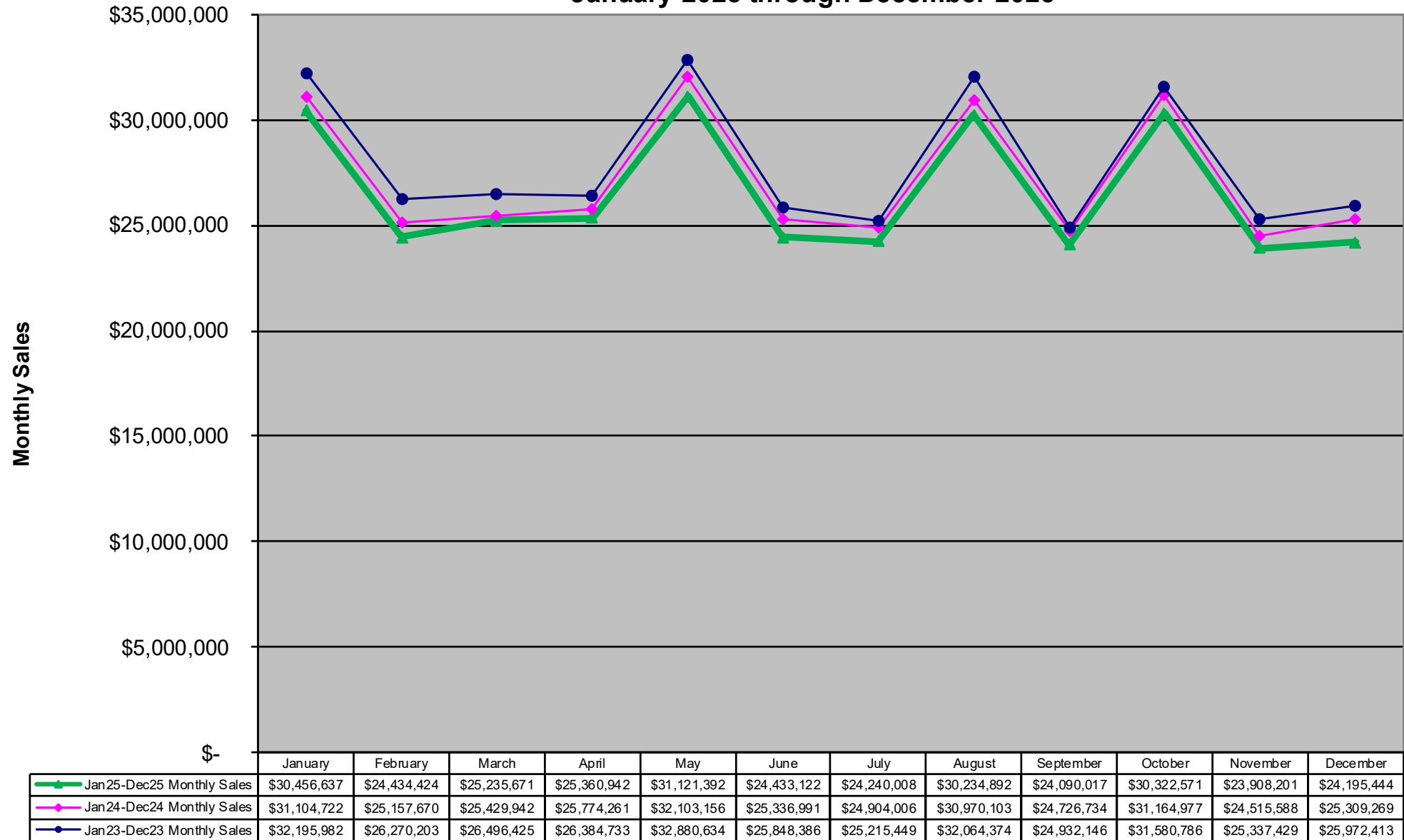
Keno Game Monthly Sales Unadjusted Non Fiscal Year January 2023 through December 2025



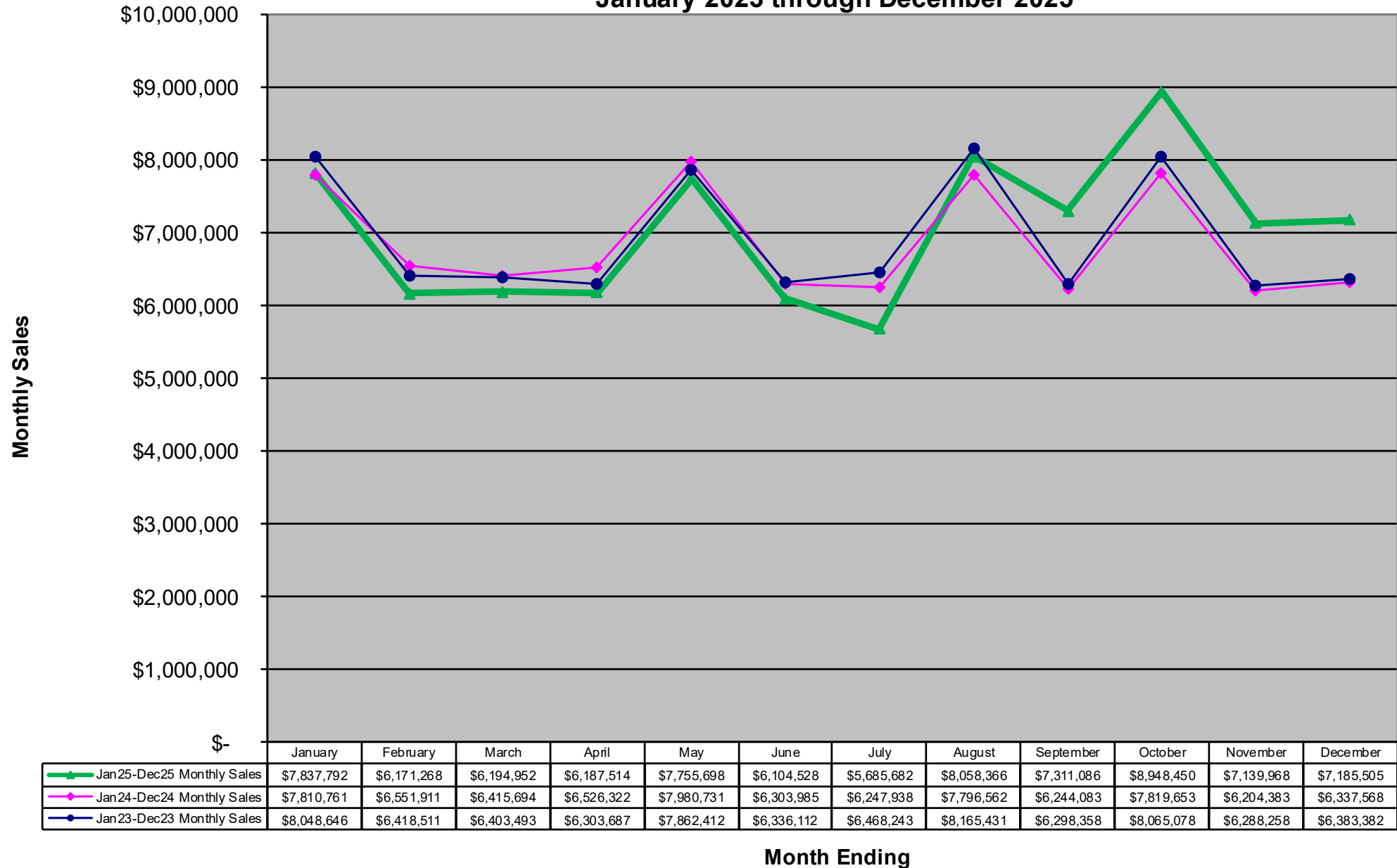
Wheel of Luck and All or Nothing Games Monthly Sales
Unadjusted Non Fiscal Year
January 2023 through December 2025



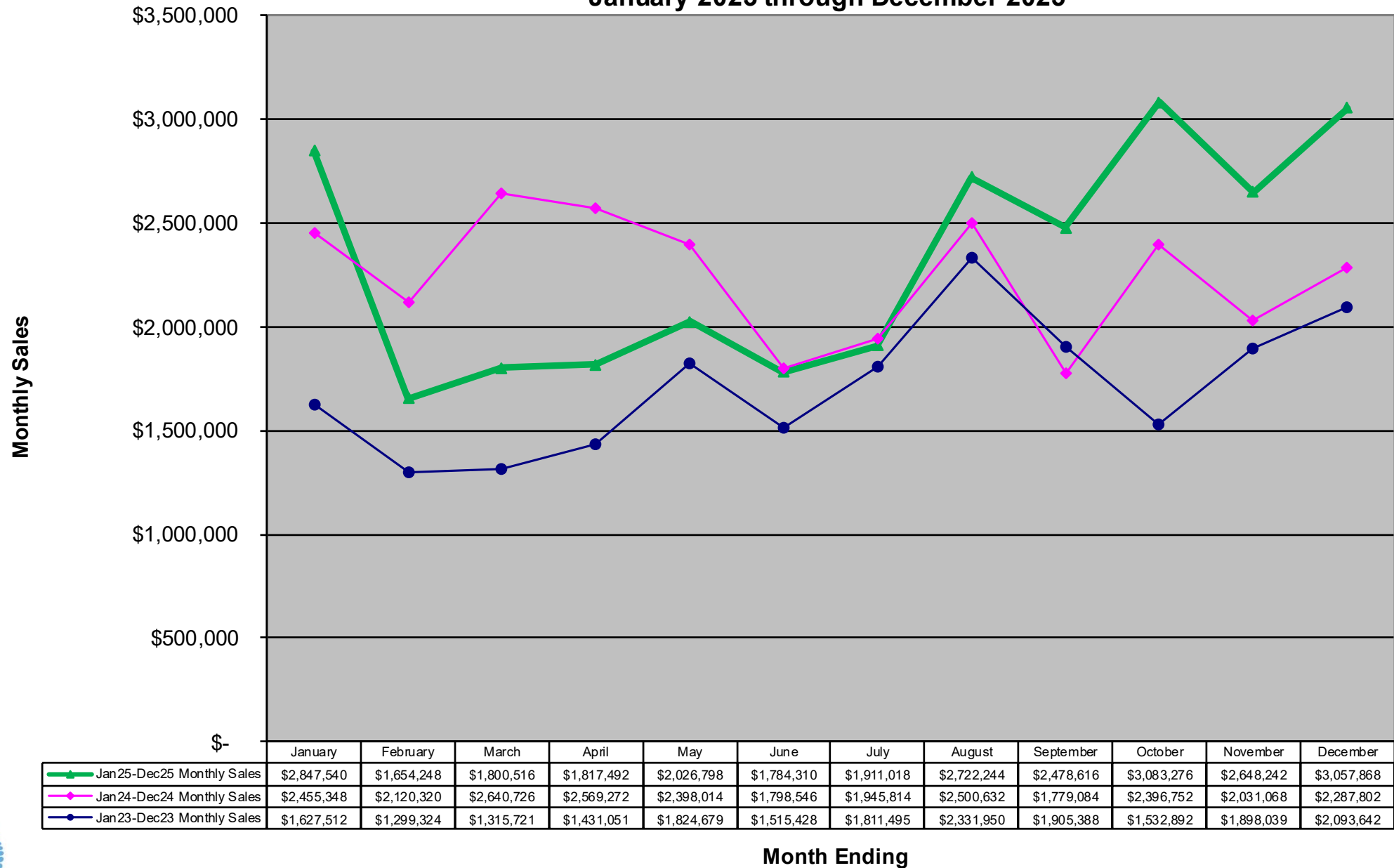
Numbers Game Monthly Sales Unadjusted Non Fiscal Year January 2023 through December 2025



Mass Cash Game Monthly Sales Unadjusted Non Fiscal Year January 2023 through December 2025

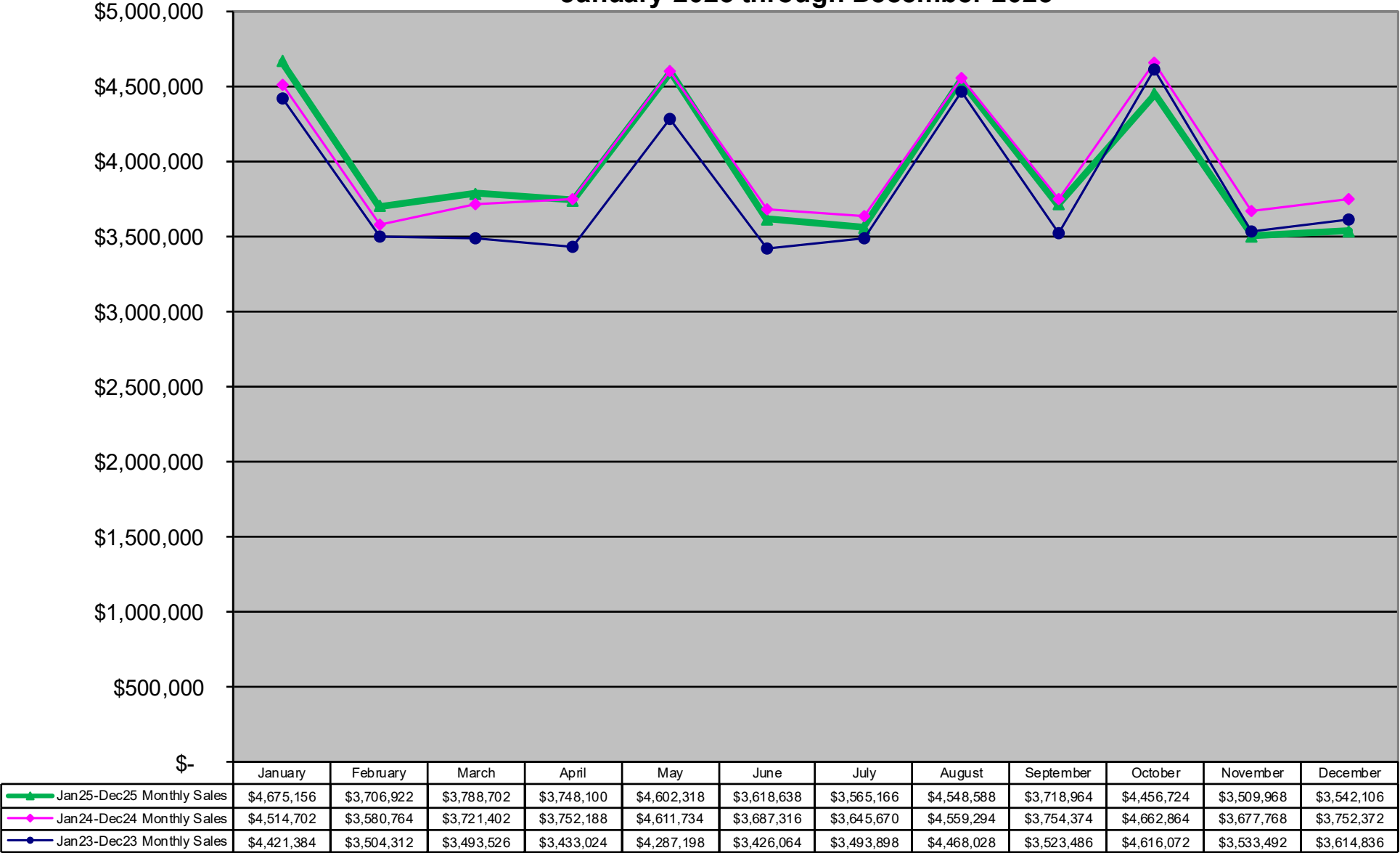


Megabucks Game Monthly Sales Unadjusted Non Fiscal Year January 2023 through December 2025



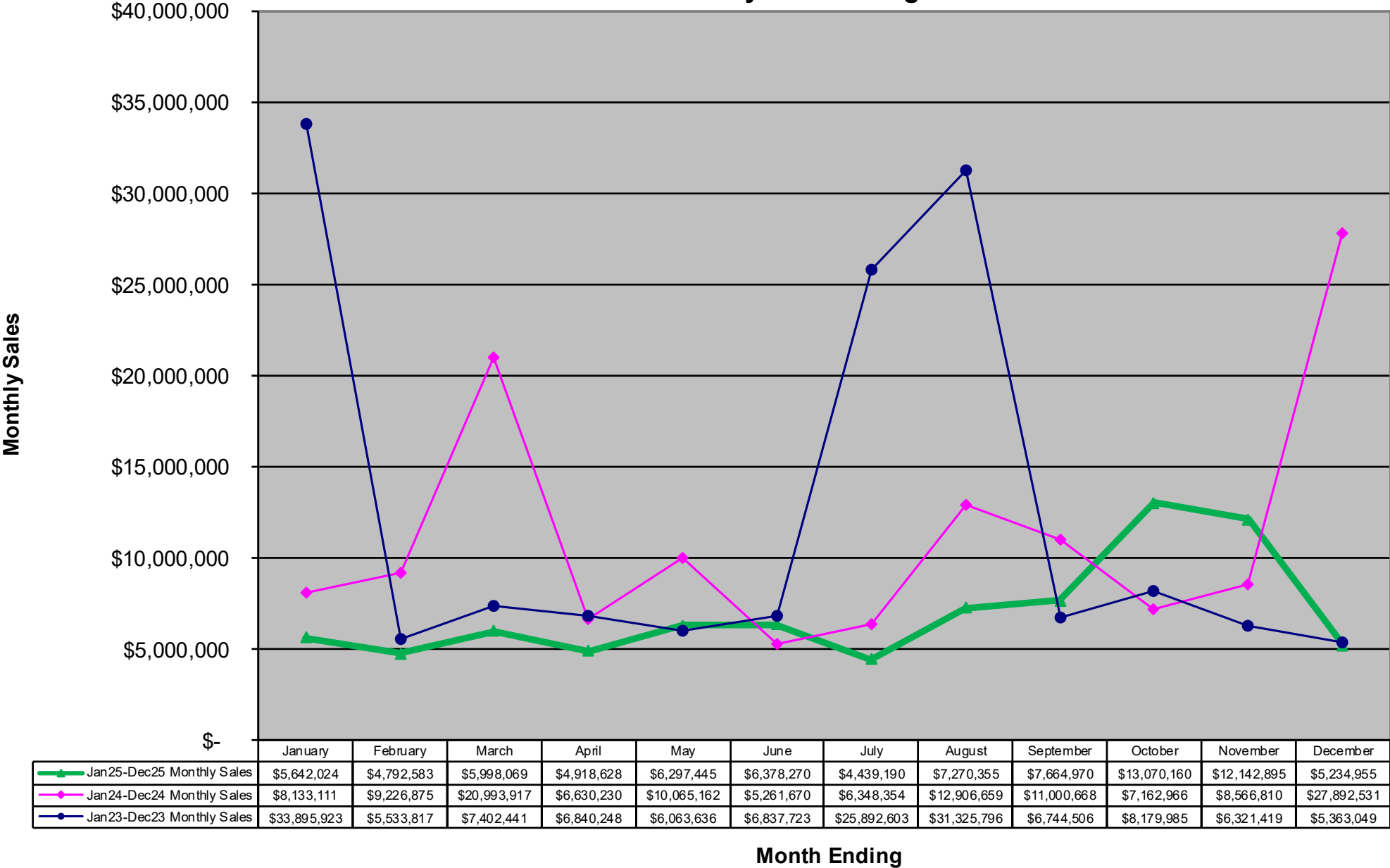
Lucky for Life Game Monthly Sales Unadjusted Non Fiscal Year January 2023 through December 2025

Monthly Sales

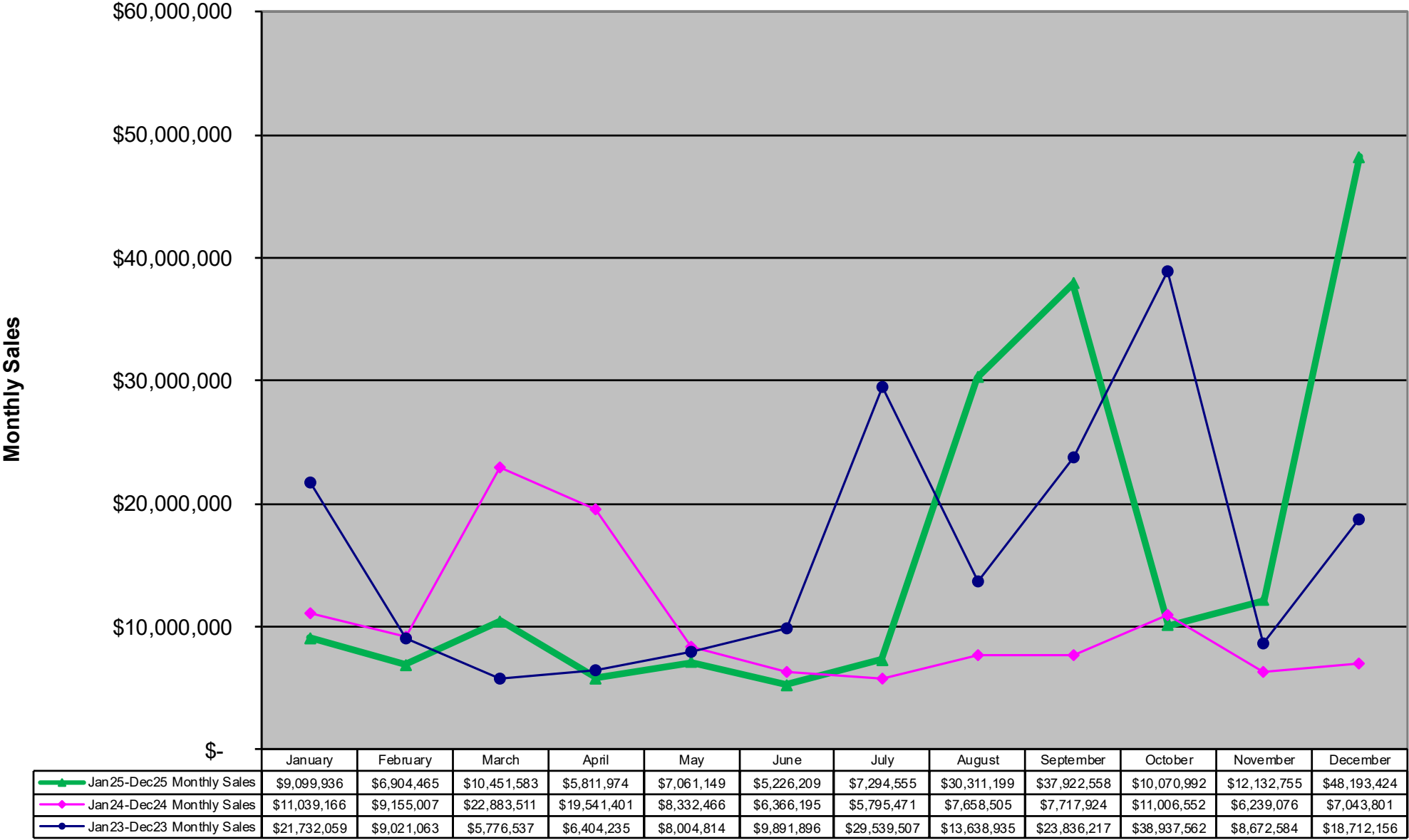


Month Ending

Mega Millions Game Monthly Sales
Unadjusted Non Fiscal Year
January 2023 through December 2025



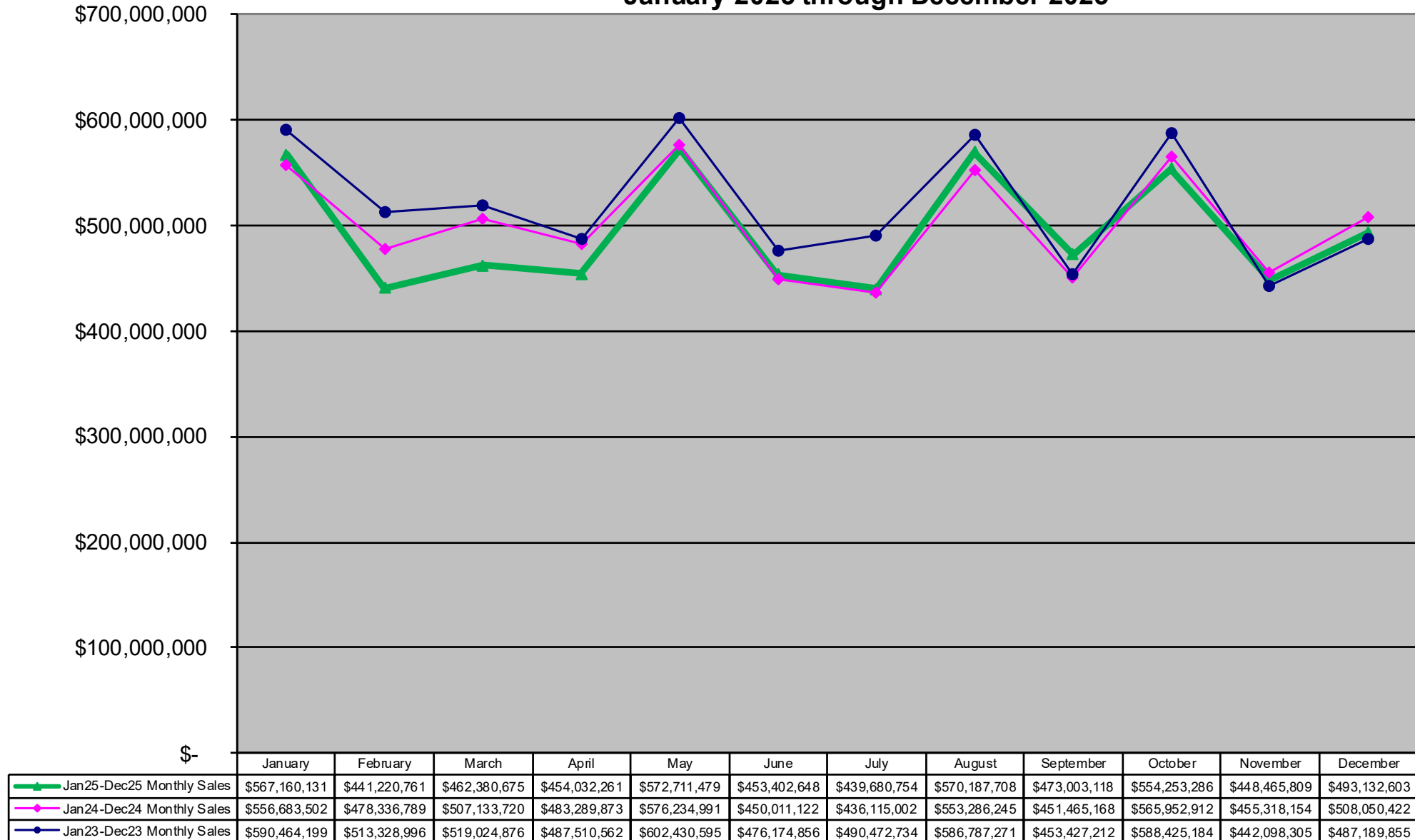
Powerball Game Monthly Sales
Unadjusted Non Fiscal Year
January 2023 through December 2025



Month Ending

All Games Monthly Sales Unadjusted Non Fiscal Year January 2023 through December 2025

Monthly Sales



Monthly Net Profit

January 2023 through December 2025

(Estimated Figure for December 2025)

