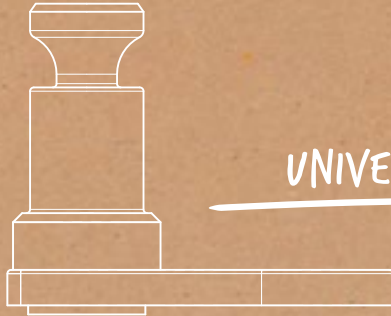



HITCH SOLUTIONS FOR SOLID AXLES




UNIVERSAL HITCH



AXLE NUT WITH
INTEGRATED ADAPTER

FOR THE ATTACHMENT OF ALL STANDARD AXLE HITCHES,
IF SOLID AXLE IS TOO SHORT



AXLE NUT WITH INTEGRATED
CLICK & CROOZ[®] HITCH

(1:1)

UNIVERSAL HITCHES

| BIKE | TRAILER | PRODUCT | ART. |
|------------------------------------|---|-------------------------------------|-----------|
| solid axle or quick-release skewer | for all Croozer trailers with lockable Click & Crooz® hitch arm | Axle hitch universal Click & Crooz® | 122002416 |
| | for all Croozer dog and cargo trailers from 2014 without lockable Click & Crooz® hitch arm | Axle hitch universal round | 122000913 |
| | for all Croozer child trailers without lockable Click & Crooz® hitch arm and for all Croozer dog and cargo trailers until 2013 included | Axle hitch universal square | 119019006 |

AXLE NUT WITH INTEGRATED CLICK & CROOZ® HITCH

| TRAILER | BIKE | HUB GEAR / HUB | DROPOUT | PRODUCT | ART. |
|---|----------------------------------|---|--|----------------------------|-----------|
| for all Croozer bike trailers with lockable Click & Crooz® hitch connector, for the attachment of all standard axle hitches, if solid axle is too short to adapt the Click & Crooz® universal hitch | Solid axle with thread: M10 x 1 | SRAM: i-MOTION 9, i-MOTION 3, Torpedo Singlespeed, G8, Dual Drive III ROHLOFF: Speedhub 500/14 NUVINCI: N360 BIONX | for flat dropouts that provide enough clearance | Axle nut hitch M10 x 1 | 122003516 |
| | | | for recessed dropouts without sufficient clearance | Axle nut hitch XL M10 x 1 | 122003716 |
| | Solid axle with thread: FG 10.5 | SRAM: Spectro S7/Super 7, Spectro P5/Pentasport, Spectro T3, Spectro 3 x 7, Dual Drive I + II | for flat dropouts that provide enough clearance | Axle nut hitch FG 10.5 | 122003816 |
| | | | for recessed dropouts without sufficient clearance | Axle nut hitch XL FG 10.5 | 122502218 |
| | Solid axle with thread: 3/8 x 26 | SHIMANO: Alfine, Nexus Inter 8, Nexus Inter 7, Nexus Inter 3 | for flat dropouts that provide enough clearance | Axle nut hitch 3/8 x 26 | 122003416 |
| | | | for recessed dropouts without sufficient clearance | Axle nut hitch XL 3/8 x 26 | 122502318 |

AXLE NUT WITH INTEGRATED ADAPTER

FOR THE ATTACHMENT OF ALL STANDARD AXLE HITCHES, IF SOLID AXLE IS TOO SHORT

| BIKE | HUB GEAR / HUB | PRODUCT | ART. |
|----------------------------------|---|---------------------------|-----------|
| solid axle with thread: M10 x 1 | SRAM: i-MOTION 9, i-MOTION 3, Torpedo Singlespeed, G8, Dual Drive III ROHLOFF: Speedhub 500/14 NUVINCI: N360 BIONX | Axle nut adapter M10 x 1 | 122000715 |
| solid axle with thread: FG 10.5 | SRAM: Spectro S7/Super 7, Spectro P5/Pentasport, Spectro T3, Spectro 3 x 7, Dual Drive I + II | Axle nut adapter FG 10.5 | 122003815 |
| solid axle with thread: 3/8 x 26 | SHIMANO: Alfine, Nexus Inter 8, Nexus Inter 7, Nexus Inter 3 | Axle nut adapter 3/8 x 26 | 122000415 |

READ THE TABLE FROM LEFT TO RIGHT TO FIND YOUR HITCH