

noissue.

Custom Hang Tags



SIZE

90 mm x 54 mm
Rounded Corner



PUNCH HOLE

Top left
Top middle
Top right



PAPER COLOR

● Kraft or ○ White



PRINT COLOR

CMYK Digital Printing

Step by step...

1

Download the template.

You can find the template on the noissue website.
Choose the size and shape you wish to order.

2

Start designing!

You may now start designing your hang tags!
Use the **Print Perfect Checklist** as a guide to
get the best print results.

3

Once done, you may upload as a finished artwork.

Upload your design in PDF format.
Fill in the necessary fields: shape, base color,
quantity, punch hole, and eco- badge.

4

Add to cart and order!

We want to make sure you're happy so before we
print anything, we'll send you a visual of your
custom design to sign off.

noissue. + topkit

Bring digital experiences to your
packaging with QR

[Learn more](#)



NEW



Compostable

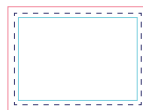


Recycled

Print Perfect Checklist



Add your design to the template available on the next page.



Bleed Area

Make sure to extend your background to fill the bleed area to
avoid a white border. We require **2mm** of bleed all around.

Trim Line

This is a guide where the design will be trimmed.

Safe Area

Keep important text or graphic elements within the safe area which is
3mm from the trim line. This is to prevent it from being cut off, or from
being too close to the edge, which does not look nice.



We recommend using **4pt font size** (0.6mm height) or larger.



Lines and stroke thickness should be no less than **0.2mm**.



Colors may appear differently on brown kraft paper due to the effect of the
paper on the ink. We recommend to use **white paper** for multi-colored designs.



All colors should be converted to **CMYK**.



For best results, your design should be in **vector** format, but if an image
will be used, it should be no less than **300 DPI**.



In order to ensure your custom hang tags prints correctly, we require
that **all fonts be converted to outlines**.




Please export as a '**CMYK**' PDF. No crop marks needed.

noissue.
Custom Hang Tags


Rounded Rectangle Hang Tag

Size: 90mm x 54mm
Size + Bleed: 94mm x 58mm
Punch Hole: Top Left
Paper Color: ☐ White
☒ Kraft

FRONT



BACK




► For printing purpose, rotate landscape design facing this side ►

noissue.
Custom Hang Tags


Rounded Rectangle Hang Tag

Size: 90mm x 54mm
Size + Bleed: 94mm x 58mm
Punch Hole: Top Middle
Paper Color: ☐ White
☒ Kraft

FRONT



BACK




► For printing purpose, rotate landscape design facing this side ►

noissue.
Custom Hang Tags


Rounded Rectangle Hang Tag

Size: 90mm x 54mm
Size + Bleed: 94mm x 58mm
Punch Hole: Top Right
Paper Color: ☐ White
☒ Kraft

FRONT



BACK



► For printing purpose, rotate landscape design facing this side ►