



Size
15mm x 10m (0.6" x 33ft)



Color
CMYK



Sustainability
Compostable, Recyclable,
Soy-based Inks

Print perfect checklist

- Add your design to the template available on the next page.



Bleed Area

Make sure to extend your background to fill the bleed area to avoid a white border. We require 10mm of bleed all around.

Trim Line

This is a guide where the design will be trimmed. Tape is printed using plates that are in 38cm in length. Design within the 38cm will be repeated.

Safe Area

Keep important text or graphic elements within the safe area which is 2mm from the trim line. This is to prevent it from being cut off, or from being too close to the edge, which does not look nice.

- If you want your design to have a **continuous pattern**, the end and start design should connect seamlessly.
- We recommend using **5pt font size** (0.8mm height) or larger.
- Thickness of lines, strokes and gaps should be no less than **0.2mm**.
- All colors should be converted to **CMYK**.
- For best results, your design should be in **vector** format, but if an image will be used, it should be no less than **300 DPI**.
- In order to ensure your custom tape prints correctly, we require that **all fonts be converted to outlines**.
- For optimal scanning, ensure **QR codes have high contrast** and measure **20x20mm or above**. Do not scale the QR code below a **minimum of 16x16mm**.

1

Download dieline

Ensure you have downloaded the correct sized dieline. Dielines can be found on the **noissue website**.

2

Complete your design

Use the Print Perfect Checklist as a guide to get the best print results. Export as **CMYK PDF**. No crop marks needed.


3

Upload artwork and order, or share with your Account Manager

Complete your order, upload your artwork and checkout. To guarantee print satisfaction, we'll review your file and send you a final proof to approve before going to print.

Connect your packaging

NEW



Tapkit by noissue

Add a Dynamic QR code to your packaging


Connect to anything and everyone with dynamic QR & microsites

[Create QR Code \(free\) →](#)

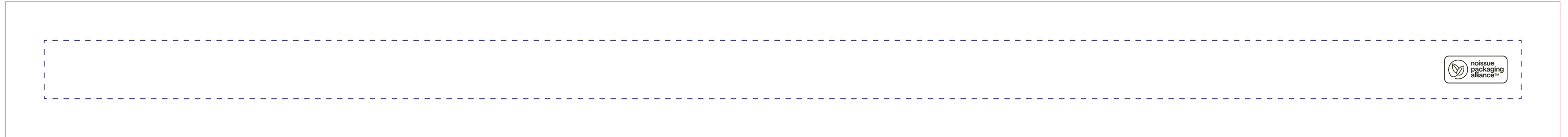
noissue. Custom Washi Tape

Size: 15mm x 10m (0.6" x 33ft)

Bleed Line 

Trim Line 
Anything outside the
trim line will be cut off

Safe Area 



← Note: Washi Tape is printed using plates that are in 38cm in length. Design within the 38cm will be repeated. →