

 **GOOD DESIGN AWARD 2024**

GOOD DESIGN AWARD 2024

Tutorial Book for Jury Members

Dear Jury Members

Thank you very much for your participation in the GOOD DESIGN AWARD Judging Committee.

GOOD DESIGN AWARD aims to convey the philosophy and methodology of “good design.” At the same time, it intends to work as a catalyst to drive society to the next stage through the discovery and sharing of their new potential. We wish all jury members to be positively and actively involved in relative design promotion activities we organize, as well as screenings. Thank you very much in advance for your cooperation.

Please find the following detailed explanation about the G Mark system, philosophy, and tasks of screening, and feel free to let us know if you have any questions.

Yours sincerely,
GOOD DESIGN AWARD Office

Contents

1	The System and Schedule of the GOOD DESIGN AWARD	4
2	Requests for Jury Members	4
3	Screening Policy and Viewpoints	6
4	Screening Details	7
	4-1. Basic Rules	7
	4-2. 1st Screening	7
	4-3. 2nd Screening	9
	4-4. Publication and Sharing	14
	4-5. Other Special Mentions	14
5	Judging Committee Recommendations	15

Brave Attitude, Organic Design

Today, the ability of design to improve products and processes is becoming even more sought-after in a variety of settings and circumstances.

There was a time in the past when design was considered to function only on a physical level. However, today design is needed in the process of creating things, and indeed in thinking itself. Within this environment, The GOOD DESIGN AWARD provides a global design award program that is unique in the way it analyzes each creation from a multifaceted perspective, with Judging Committee members from a variety of backgrounds evaluating submissions in shared discussions to agree on an outcome.

The designs the GOOD DESIGN AWARD is currently seeking have the power to help solve different problems and issues faced by all people, and in doing so enhance their quality of life. These kinds of design can be only discovered when the people involved with their practical creation engage in fine-grained analysis, rather than treating society as just a single, large group.

The theme for FY2024, “Brave Attitude, Organic Design,” emerged in the process of editing last year’s “Focused Issues”, in GOOD DESIGN AWARD’s online journal. People involved with design must have the brave attitude to take the first step and implement ideas in society through flexible, beautiful organic ideas and systems tailored to suit the setting and circumstances. I hope to further explore these design trends and discover powerful designs – sometimes bold, sometimes modest – for products and processes created in a variety of disciplines and fields of operation.

This year, I’m looking forward to encountering “Brave Attitude, Organic Design” which creates a better society.

Seiichi Saito
Chairperson of the GOOD DESIGN AWARD 2024

The Power to Find Potential in Current Circumstances

This year's GOOD DESIGN AWARD will begin soon.

We based this year's theme, "Brave Attitude, Organic Design," on trends we identified in last year's screening sessions.

Our daily lives are under threat from climate change and major natural disasters. Our economy and society are enveloped in a sense of stagnation, gradually but steadily sapped of their vital energy. Common sense, which we used to believe was shared by all, has been transformed into war and conflict, leaving us in a state of shock. Yet even in conditions such as these which make it difficult to describe the future in optimistic terms, the ability of people to hope for change for the better, as seen through the process of manufacturing, appears extremely positive and bright with potential.

Right now, one thing that design needs to give us is the power to find potential in our current circumstances.

New ideas are proposed through the courage and resolve of individuals who raise their voices in opposition to the stagnating status quo, and in response, by companies and organizations that organically join hands to accept their ideas and take action together, creating a ground swell to implement them in society. The activities we know collectively as "design" have that power.

We expect the ideas envisioned by creators to permeate our lives and bring positive change. And at the same time, we want to see them co-exist in perfect balance with the natural environment and the world's plants and animals. We want to encounter a sweeping, socially-oriented vision, but also dedication to manufacturing that extends to the finest level of detail.

This year, I look forward to being exposed to designers' resolve and a diverse range of proposals through the GOOD DESIGN AWARD.

Jin Kuramoto
Vice Chairperson of the GOOD DESIGN AWARD 2024

Beyond the Power of Design

Last year, I penned a message asking, "Do you believe in the power of design?" This year, I'd like to go a step beyond to consider "Where is the power of design heading?"

Our theme for the GOOD DESIGN AWARD 2023 was "Design and its Outcome." This year's theme, "Brave Attitude, Organic Design," was synthesized from the overall trends of 2023's awarded works. It evokes people embarking on a courageous journey while engaging in agile collaboration that organically transcends individual disciplines. When they take that first step, where are they heading? This is extremely important.

Will that first step ultimately bring them to a road that leads to a better future? If they head off in the wrong direction, all their hard work could end up wasted. We generate lots of ideas and then decide on a design. Consequently, we should recalibrate our understanding of what it means to waste ideas, just as we have done with regard to wasting resources. There are limits in terms of both time and quality on how many ideas an individual can come up with, and we need to ensure we are headed in the right direction if we wish to maximize the power of design to drive progress. That said, identifying the correct road is a difficult task, and the only way to determine it is a sustained process of trial and error.

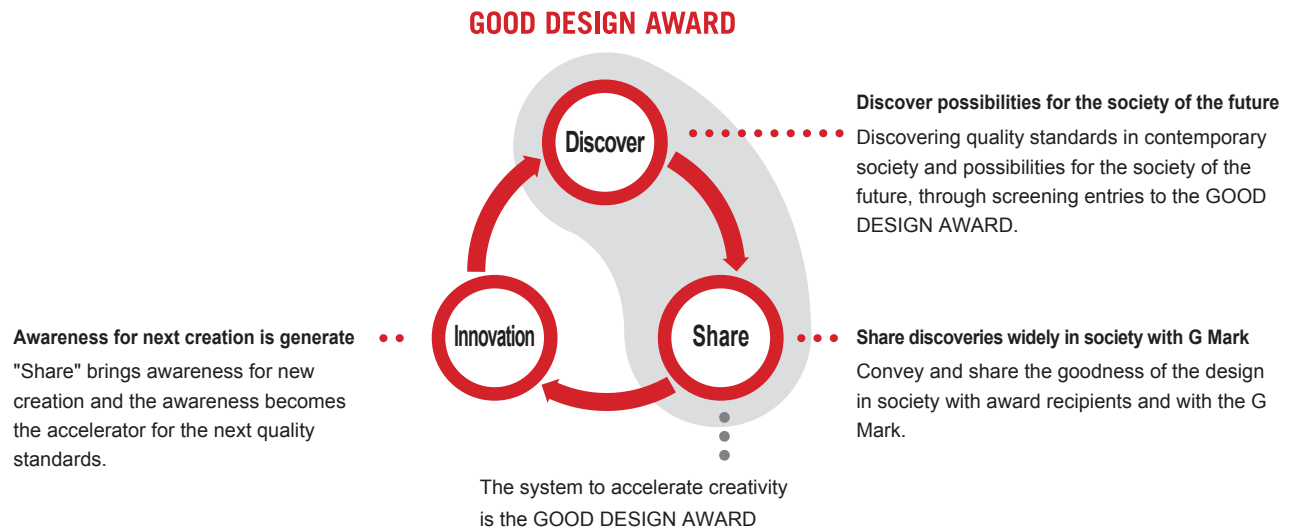
In any case, the designer must expend a lot of effort on finding the right road, and then even more on design itself before they can finally reach their goal. There is a limit to what an individual can accomplish, but if the trial-and-error efforts of a large number of people can be shared, we should be able to set more distant goals, and achieve them more quickly. I believe this is the core message of these Awards.

I hope this year's GOOD DESIGN AWARD will provide a venue for everyone to exchange ideas, share their processes, and inspire each other. Under the theme of "Brave Attitude, Organic Design," we invite you to share entries that show how you confronted difficulties and overcame them, organically and with a brave attitude, in the design process.

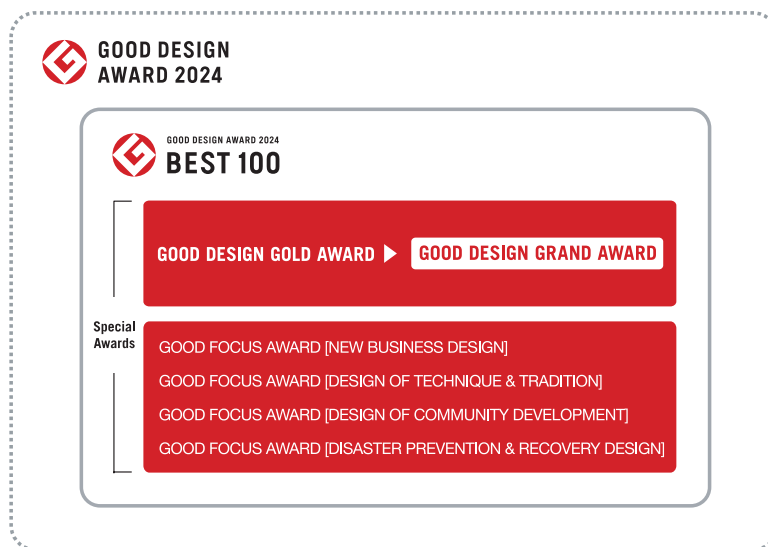
Yuko Nagayama
Vice Chairperson of the GOOD DESIGN AWARD 2024

1 The System and Schedule of the GOOD DESIGN AWARD

GOOD DESIGN AWARD is a comprehensive design commendation system organized by the Japan Institute of Design Promotion (JDP) to lead our lives, industry, and society at large to be better by selecting “Good Designs” from various events and commending them. The system leads to the creation of a future society in cooperation with Applicants. The GOOD DESIGN AWARD is a system not just to “select good designs” but to lead the creation of a future society in cooperation with applicants through a cycle of the three points below:



Award Types



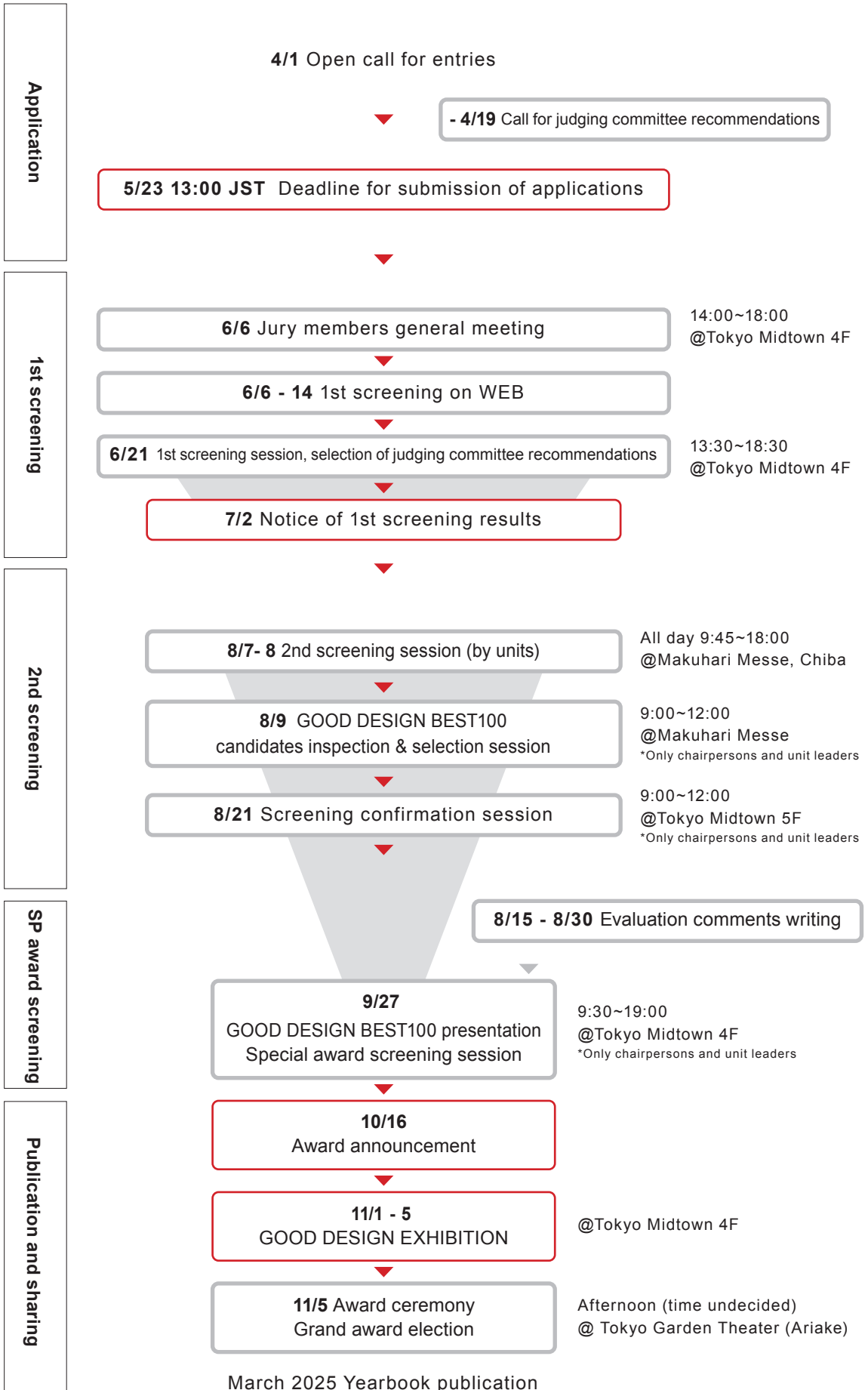

2 Requests for Jury Members

Discover = Screening

- Screening for the GOOD DESIGN AWARD (see p. 6-13)
- Proposing candidates for judging committee recommendations (see p.15-16)
- Screening for the GOOD DESIGN BEST100 and Special Award (see p.11-13)
 *Leaders only

Share = Publication and Sharing

- Screening entries and writing advisory comments (see p.14)
- Voting on the grand award winner (see p.14)



3 Screening Policy and Perspectives

[Basic Screening Concepts]

1. The GOOD DESIGN AWARD defines design as "the act of constantly considering harmony between people, society, and the natural environment, finding a purpose, drawing a plan to achieve that purpose, and realizing it.
2. The GOOD DESIGN AWARD places the primary emphasis on the idea or mechanism behind the design being "a starting point for the future of society.
3. In screening the GOOD DESIGN AWARD, "expectations and underlying potential for future development" are also taken into consideration, to promote society in a better direction through design.

[Screening Perspectives]

Please conduct screening from a comprehensive perspective, examining subject entries from the four perspectives of human, industrial, social, and time based on the above basic concepts.

Human perspective

- Whether due considerations, including usability, understandability, and friendliness, etc., are given to users.
- Whether various considerations, including safety, security, environment, physically weak persons, etc., are given to maintain the credibility.
- Whether the design gains sympathy of users.
- Whether the design has attractiveness and induces users' creativity.

Industrial perspective

- Whether issues are skillfully solved by using new technology and materials or through creativity.
- Whether the item is reasonably designed or planned with appropriate technology, method, and quality.
- Whether the item contributes to the creation of new industry or business.

Social perspective

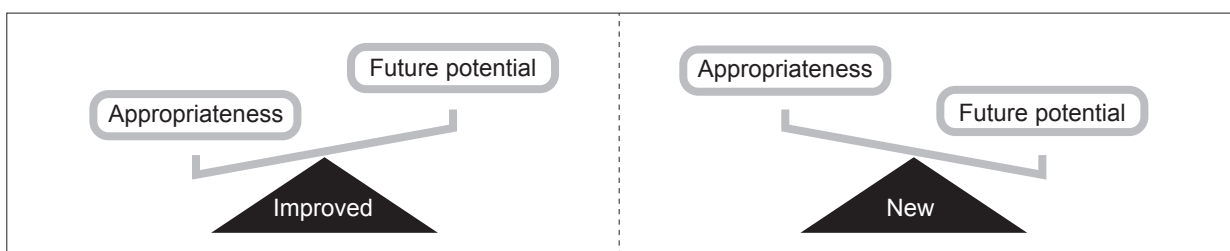
- Whether the item contributes to the creation of new culture, such as a new method, lifestyle, communication, etc.
- Whether the item contributes to the realization of the sustainable society.
- Whether the item suggests new value, such as a new method, concept, style, etc. to society.

Time perspective

- Whether the item puts past contexts and accumulated achievements to propose new value.
- Whether the item proposes a highly sustainable solution from medium- and long-term perspectives.
- Whether the item represents continual improvements in accordance with the times.

[Screening Weights]

GOOD DESIGN AWARD entries can be grouped into the two main categories of improved designs based on sufficient track records and completely new designs. Screening of improved designs stresses the appropriateness of the designs, while screening of new designs stresses possibilities for the future. However, new designs too are not eligible for being judged to be good designs if they lack quality as designs.

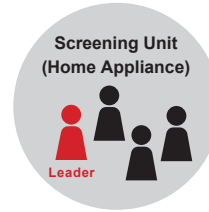


4 Screening Details

4-1. Basic Rules

1. Screening Units

In screening the GOOD DESIGN AWARD, screening units of four to six members each are formed to judge the entries assigned to them. Each screening unit has a leader, appointed by the chairperson and vice chairperson.



2. Jury Members Are Prohibited from Taking Part in Screening of Items with Which They Are Involved

The chairperson, vice chairperson, and jury members may not screen entries with which they were involved in design or consulting. They are prohibited from any involvement in the screening of such entries, including the provision of information.

3. Confidentiality

All jury members must submit nondisclosure pledges to the organizers before the start of screening and must not leak to third parties any confidential information learned through screening, including confidential information concerning entries as well as information on the screening process.

4-2. 1st Screening

■ Jury Members General Meeting

This meeting is held to confirm general policies, specific screening methods, screening policies, and other matters for the year's screening.

Request

1. Establishment of screening policies

Check the list of entries to be screened by your Unit and establish screening policies through discussions, with the Leader playing a central role.

2. Discussion about the measure of "Hearing Screening"

Previous "Interactive Hearing" which was at the choice of the applicants was updated as "Hearing Screening". Only the applicants who are selected by jury members can make a presentation or explanation to jury members. Whether to implement the "Hearing Screening" or not is the discretion of the jury member. Please discuss whether you adopt this screening and if so, how long and how many. The designated entries are requested to be submitted at the 1st screening session.

3. Selection of judging committee recommendations

Check the list of candidates for judging committee recommendations and discuss further potential candidates.

■ Web Screening

Web screening is a process of individual evaluation for 1st screening session.

Please log in to the Jury Site with ID and PW, and evaluate individually by the deadline.

Request

1. Make your decision to pass or fail (requisite)

After checking the information on subject entries in the units to which you are designated, enter either a circle (pass) or an "X" (fail) for each entry reflecting its evaluation based on the screening policies and viewpoints.

2. Leave comments (optional)

Enter under "comments" any information about the entry you would like to share with other jury members.

■ **1st Screening Session**

Deciding pass/fail of entries is judged through this session for "selecting objects whose actual objects should be judged in the 2nd screening."

Request

1. Decide entries which pass the 1st screening

Please judge in the 1st screening with a viewpoint of "whether or not to let the entry pass" in principle.

2. Examination of objects to be moved to another unit

Check the List of subjects eligible for entry and at this stage, decide policy to move entries to another unit about entries which can be judged as "an entry which should be moved to another screening unit," after consulting the screening unit to accept the entry. However, because the applied category is "announcement from applicants about points to be focused on," please esteem this will as much as possible. About the movement between units, please conduct it according to the standards below:

A. An entry whose contents or main point is different from a domain of the unit concerned.

B. An entry that is not expected to be highly valued but could be highly valued by another unit.

3. Decide the objects for which additional data or screening is required in the 2nd screening session

Some entries are judged to require special actions, such as hearing screening, on-site screening, and checking additional data submitted in the form of videos, etc. Please examine which object requires a special action.

4. Selection of judging committee recommendations

Check the list of candidates for judging committee recommendations and select 3 or less by discussion.

Criteria

Check the application sheets, and discuss and decide whether to pass the entry, based on the standards below.

[Standards to decide to fail an entry in 1st screening]

1. The entry is deviant from GOOD DESIGN AWARD Ideal.

Please fail an entry when it is deviant from the five ideals of the GOOD DESIGN AWARD.

2. The entry could be in contravention of application rules.

Please fail an entry when it is supposed not to be able to meet the application condition that "users can purchase or use the object by the end of March 2025."

3. Entries which can be seen to have obviously low value or quality.

Please fail an entry if it has obviously low value or quality.

■ **Confirmation by the Organizer of the Results of Screening**

The organizer will inspect the results of the 1st screening session.

If any matters require deliberation, finalize the results of screening through further discussions in each screening unit.

4-3. 2nd Screening

■ 2nd Screening Session

This is a session to judge whether to pass the entries while checking the actual objects that have passed the 1st screening.

Request

1. Decide entries which pass the 2nd screening

Entries that have passed the 2nd screening will be the winners of the GOOD DESIGN AWARD. Please judge whether to pass an entry based on the actual object of the entry, an application sheet, and hearing screening (described later).

2. Select BEST100 candidates

The GOOD DESIGN AWARD announces 100 awarded works as “designs which suggest the future” to be the “GOOD DESIGN BEST100” at the same time as the announcement of award recipients. Please select objects which can be seen as “candidates for special awards” while giving them priorities.

3. Choosing subjects of advisory comments

Advisory comments are communicated to applicants regardless of whether they pass or fail the screening process, as a means of helping raise awareness among applicants. Choose the subjects of advisory comments based on discussions in which the leader plays a central role.

4. Assigning responsibilities for writing advisory comments and evaluation comments

The jury members' evaluation comments describing what was good about each design are released to the public for all awarded works in the GOOD DESIGN AWARD. Assign responsibilities for writing these together with the above advisory comments based on discussions in which the leader plays a central role.

5. Inspection of candidates for the BEST100 (Leaders only)

On the third day of the screening session, the chairperson, vice chairperson, and screening unit leaders will confirm candidates for the BEST100. Each leader is requested to explain the reasons for the selection of the BEST100 candidates chosen by his or her Unit.

Screening Methods

In the 2nd screening session, actual entries with widely varying properties will be set up. For this reason, the appropriate screening method will vary by screening unit. The leader should play a central role in discussing screening methods and adopting appropriate methods. Also, jury members should consult with each other in deciding which entries pass or fail. In addition, in principle, one assistant will be assigned to each jury member during the screening process. The screening method expected to be used in most cases is described below. Set up your screening methods based on this method as a general rule.

1. Checking entries and individual voting

Each jury member checks the actual entries or substitutes and their application sheets one by one, voting for those he or she considers to represent excellent designs.

2. Prior arrangements for screening interviews

In the case the hearing screening will be held on the second day, discuss the matters such as points to check or questions during the hearing screening through discussions.

3. Hearing screening

Meet each applicant at the specified time to ask questions and further deepen your understanding of the subject entry.

4. Deciding on passed and failed entries through mutual discussion

Decide on passed and failed entries through discussions in which the leader plays a central role, reflecting the results of individual voting and the hearings.

5. Selection of candidates for the BEST100

Reflecting on the results of the 2nd screening session, choose candidates for the GOOD DESIGN BEST100 through discussions in which the leader plays a central role.

A variety of screening activities is conducted during the 2nd screening session, suited to the characteristics of each entry. Feel free to employ methods other than those shown below as needed.

1. Hearing screening

To understand further about entries, jury members can request a “hearing screening” to make a detailed presentation to the applicants. The implementation day will be in the morning of the second day of the screening days in principle. However, jury member has the discretion to change the day and location at their request. The duration can be set as 5min to 15 min and it is up to the number of entries. Web hearing is also available upon the request of the applicant.

2. Undisclosed screening

Products still under development at the time of the 2nd screening session may be entered into the GOOD DESIGN AWARD. In such a case, screening will take place in a separate, private room to prevent leakage of information. Applicants of undisclosed entries will display their entries in a separate room at the time specified by the office. Jury members should go to the room at those times to screen the entries. In principle, the same rules used in screening interviews apply to the screening of undisclosed entries.

3. On-site screening

Sometimes a screening unit may decide that it would be better to visit the actual entry in person if it would be difficult to display the actual item. In such a case, the screening unit may ask the applicant to participate in an on-site screening and visit the actual item to screen it in person. On-site screening will take place after making the necessary arrangements with the applicant during the period of the 2nd screening session.

1. Selecting BEST100 candidates

Select BEST100 candidates by ranking and then filling out the necessary information on the BEST100 candidates sheet and submitting it. The top 2 of the ranking by each unit shall be selected as BEST100 in principle.

(Fill out the sheet)

List up to 8 candidates in order of their suitability to the BEST100, along with their screening nos. and titles. Please be sure to rank the candidates from 1st to 8th; if a unit wishes to nominate more than 8 candidates, they can discuss with the chair and the vice chair through the GOOD DESIGN AWARD officer.

2. Inspection of BEST100 candidates and selection session

On the third day of the 2nd screening session, the chairperson, vice chairperson, and leaders of all screening units will inspect the BEST100 candidates displayed in the venue. After the inspection, the BEST100 selection session will be implemented.

■ **BEST100 Selection Session (Leaders only)**

This meeting will choose the GOOD DESIGN BEST100 based on the BEST100 candidates submitted by each screening unit during the 2nd screening session.

Request

Selection of the GOOD DESIGN BEST100

The GOOD DESIGN BEST100 will be decided on through discussions among all participants, voting, and other means.

The measure of the BEST100 Selection

The GOOD DESIGN BEST100 will be chosen through the following procedures.

1. Checking of rankings in each screening unit

Before the start of the BEST100 selection session, the organizer will post on the walls of the meeting venue the BEST100 candidates chosen by each screening unit, in priority order. The leaders of screening units and Focused Issues directors will check the BEST100 candidates posted on the walls and then check the rankings while also confirming the overall balance.

2. Confirmation of the top 2 of each unit

After all the inspections are made, the jury member confirms the top 2 of each unit shall be in BEST100. If there is any objection, the jury members raise their hands and have a discussion. After the discussion, the vote by a show of hands will be executed and the decision is made. In the case of a tie, the chairperson will make the decision.

3. First voting and confirmation of the line-ups

The first voting shall be conducted for all candidates, not including those subject to preliminary decisions as described under 2 above. Each jury member will vote for up to 20 or so candidates. The chairperson shall determine the precise maximum number of candidates for the voting. Upon the result of the vote, the organizer temporarily places the card of the candidates in decreasing order of the number of votes. The jury members inspect the line-ups whether they are appropriate for the BEST100 of the year and have a further discussion if needed.

4. Second voting and conclusion on all of the BEST100

After the discussion above mentioned, second voting shall be conducted for the bottom 20 candidates and left-outs of the first voting. Each jury member will vote for up to 10 or so candidates. The precise maximum number of candidates for which each judge may vote in this case will be determined by the chairperson in the same manner as described under 3 above. A total of 100 candidates receiving the most votes will be chosen on a preliminary basis. If at this time multiple candidates have received the same number of votes at the cutoff line, voting shall be repeated for the candidates at the cutoff line to select all of the BEST100. Alternates shall be chosen at this time too, in preparation for cases of withdrawal of entries. If a candidate chosen on a preliminary basis for the BEST100 is later disqualified, the highest-ranking alternate shall take its place.

■ **Confirmation by the Organizer of the Results of Screening**

The organizer will confirm the validity of the results of the 2nd screening session.

If any matters require deliberation, finalize the results of screening through further discussions in each screening unit.

■ **2nd Screening Decision Session/Unit Leader Session (Leaders only)**

This session will select the GOOD DESIGN BEST100 based on the BEST100 candidates submitted by each screening unit during the 2nd screening session.

Request

1. Confirmation of passing/failed entries in 2nd screening

Check the results of choosing passing and failed entries in your screening unit to make sure there are no mistakes. Also, take a look at the results from other screening units to make sure you do not object to any of them. If you do have an objection, meet with the leader of the relevant screening unit to determine whether the entry should pass or fail. If a decision cannot be reached through such discussion, the chairperson and vice chairperson will make the final judgment. Final judgment on matters requiring deliberation as identified by the office will be handled similarly.

2. Information sharing regarding the BEST100

Please share with the other members of the judging committee information on the BEST100 works selected from each judging unit, including how they were selected and the evaluation points of the works.

■ **GOOD DESIGN BEST100 Presentations (Leaders only)**

In this screening, the jury members will listen to presentations by the GOOD DESIGN BEST100 winners to gain a better understanding of the each entries for the special award selection. This screening will be conducted confidentially.

Request

1. Listening to the GOOD DESIGN BEST100 presentations

Listen to approx. 25 sessions of GOOD DESIGN BEST100 presentations and have Q&A.

2. Sharing the contents of the presentations with other jury members

Share the contents of the presentations you listened to with other jury members who couldn't hear them.

■ **Special Awards Selection Session (Leaders only)**

This session will select excellent designs deserving of special mention from among those selected to the GOOD DESIGN BEST100.

Request

1. Selection of the GOOD DESIGN GOLD AWARD Winners

The winners of the GOOD DESIGN GOLD AWARD shall be chosen from among the GOOD DESIGN BEST100 through voting and discussion.

2. Selection of the GOOD FOCUS AWARD Winners

The winners of the GOOD FOCUS AWARD shall be chosen from among the GOOD DESIGN BEST100 other than those winning Gold Awards through voting and discussion.

Winners of the GOOD DESIGN GOLD AWARD and GOOD FOCUS AWARD and GOOD DESIGN GRAND AWARD Finalists shall be selected through the procedures below.

1. GOOD DESIGN GOLD AWARD: First voting

Each jury members will vote for up to 20 or so entries chosen from among the GOOD DESIGN BEST100. The chairperson shall determine the precise maximum number of entries for which each juryperson may vote at the time of the voting.

(Selection Criteria)

Entries recognized as the best of the best of contemporary design, combining advanced spirit and suitability to the needs of society in light of matters including concepts, technologies, and quality.

2. Preliminary Choices for GOOD DESIGN GOLD AWARD and selection of entries eligible for second voting

Preliminary choices for the Gold Award shall be selected by inserting a cutoff line at an appropriate difference in several votes received, aiming to separate the group of 10 or so entries that received the most votes. In addition, entries eligible for the second voting shall be selected by inserting a cutoff line at an appropriate difference in the number of votes received aiming to separate the group of 30 or so entries that received the most votes. However, an entry may be included among those eligible for the second voting even if it received a low number of votes if the jury members decide to do so through discussion.

3. GOOD DESIGN GOLD AWARD: Second voting and preliminary decision

Each jury member will vote for up to 10 or so entries chosen from among those eligible for the second voting. The chairperson shall determine the precise maximum number of entries for which each jury member may vote at the time of the voting. The preliminary decision on the Gold Award shall be based on a cutoff line above which the top 20 entries receiving the most votes are eligible to win. In the case of a tie, jury members shall discuss the relevant entries and then vote on which to include.

4. Selection of candidates for GOOD FOCUS AWARD and voting

The organizer will choose candidates eligible for voting entries satisfying the conditions of each special award from among the GOOD DESIGN BEST100, other than candidates for the GOOD DESIGN GOLD AWARD. Each jury member will vote for up to five or so of these chosen entries, based on the criteria described below. The chairperson shall determine the precise maximum number of entries for which each jury member may vote at the time of the voting.

(Selection criteria for each special award)

GOOD FOCUS AWARD [NEW BUSINESS DESIGN]:

Entries recognized as advanced, excellent designs contributing to the creation of new business domains or business models

GOOD FOCUS AWARD [DESIGN OF TECHNIQUE & TRADITION]:

Entries recognized as particularly excellent designs by small and medium-sized enterprises involved in the manufacturing or information-services businesses

GOOD FOCUS AWARD [DESIGN OF COMMUNITY DEVELOPMENT]:

Entries recognized to make particular contributions to economic development in Japan through enlivening community economies

GOOD FOCUS AWARD [DISASTER PREVENTION & RECOVERY DESIGN]:

Entries recognized as excellent designs contributing to disaster prevention and recovery

5. Preliminary decisions on the GOOD FOCUS AWARD

Candidates for the special awards shall be selected by inserting a cutoff line at an appropriate difference in numbers of votes received, aiming to separate the group of three entries that received the most votes, subject to the approval of the chairperson and the vice chairperson.

4-4. Sharing (Announcement and commendation)

- **Writing Evaluation and Advisory Comments**

These comments on evaluation are intended to help raise awareness of applicants and consumers in general. Write comments on the subjects you were assigned in your screening unit during the 2nd screening session.

Request

- 1. Writing evaluation comments**

Login to the screening site and enter evaluation comments of roughly 200 characters (50-80 words in English) per entry. Since most of the comments entered here will be used for publicity purposes by winning companies, for example by quoting them in press releases, choose your expressions and other content with care.

- 2. Writing advisory comments (optional)**

Login to the screening site and enter advisory comments of roughly 200 characters per subject. The comments you enter here will be communicated to the applicants only.

- **Attending the Award Ceremony and the Grand Award Election**

This is a party to celebrate the awarding of the GOOD DESIGN AWARD. At the Grand Award Election, which is held concurrently with the Awards Ceremony, the GOOD DESIGN GRAND AWARD is decided by votes from the jury members, award winners, and the general public.

Request

- 1. Voting on the grand award winner**

Please vote for the GOOD DESIGN GRAND AWARD using the designated method. Details on how to vote will be announced separately.

4-5. Special Mentions

- **Special Mentions**

Things which cannot be judged in a screening unit

Various decision issues that arose in the process of screening are judged through discussion centering on the unit leader of the unit concerned. When the decision issue is difficult to judge here, the chairperson and vice chairperson make a final judgment. In this case please follow their judgment.

5 Judging Committee Recommendations

The judging committee recommendations system was newly established in 2019, to search for and commend exquisite designs by the knowledge of jury members.

[Rules of Judging Committee Recommendations]

1. Objects which can be recommended

The design is appropriate for BEST100. Self-recommendation is strictly prohibited.

1. Deciding recommended items

At the jury members general meeting, each screening unit inspects the recommended items and selects 4 or less as the “judging committee recommendations” per unit. The Chairperson and vice chairperson of the jury members inspect all the items from the units and confirm them.

3. The screening of the entries by judging committee recommendations

The organizer will contact the company of the candidates and encourage them to apply for the award.

The entry can skip the 1st screening and get in the 2nd screening directly.

2nd screening will be implemented with the same conditions as usual entries.

4. Fees

The 2nd screening fee and award package fee will be waived for the entries by judging committee recommendations. (Except for any optional costs for the exhibition.)

Process of the “Judging Committee Recommendations System”

