

FABRICUT[®]

C O N T R A C T

FINISHED PRODUCTS

SPECIFICATION INFORMATION

FINISHED PRODUCTS TERMS & POLICIES

Acknowledgment of Orders: All Credit Released Orders will be acknowledged with a ship date within 72 hours. In the event of a delay with fabric delivery or production, an updated ship date will be provided. Fabricut Contract will not be held responsible for delays beyond our control.

Dyelots: Dyelots can vary from one shipment to another. If an exact dyelot match is required, a Cutting for Approval (CFA) from current stock must be requested. No returns will be accepted or credits issued for a dyelot variation unless a sample was approved.

Reserves: Fabric Reserves, CFA Reserves and Cash on Delivery (COD) or Proforma Reserves will be honored for 10 business days for customers with an account.

Cancellations: Finished Product orders cannot be canceled once in production.

Terms: Net 30 Days, COD and Proforma. Late charges will be assessed on all past due balances.

Shipping/Handling Charges: A Handling Charge will be added to every invoice regardless of the method of shipment used. In the event that there is no freight billed, a Handling Charge will be added to your invoice for packaging and labor; this invoice line item will read: Shipping and/or Handling.

Shipping Information: Please indicate the desired method of shipment (i.e. UPS) on your order. If no instructions are given, your order will be shipped the fastest and most economical way depending on the size of the package. COD shipments can only be sent via UPS.

Order Quotes: All quotes are good for 30 business days and do not include taxes, shipping or duties. Prices are based on the quantity quoted.

FINISHED PRODUCTS WARRANTY

Fabricut Contract has a continuing guarantee under the Textile Fiber Products Identification Act filed with the Federal Trade Commission. Certifications for all specifications including abrasion results and fire retardancy tests are available where applicable. Fabricut Contract fabrics are warranted from defects; however, this warranty does not cover abuse.

Due to contents, construction, humidity, etc., some drapery fabrics will expand or contract under certain conditions; this is inherent to the fabric.

Fabricut Contract offers a one-year, pro-rated and limited warranty on the workmanship and materials under normal and proper use of our products. Any problems concerning defects or the workmanship of our products should be brought to our attention within 30 business days of receipt. Always inspect your orders upon receipt to assure order is correct.

TABLE OF CONTENTS

DRAPERY

PAGE 2

SHADES

PAGE 4

TOP TREATMENTS

PAGE 6

SHOWER CURTAINS

PAGE 8

DRAPERY HARDWARE

PAGE 9

BEDDING

PAGE 10

PILLOWS


PAGE 12

DRAPERY

GROMMET



PINCH PLEAT



RIPPLEFOLD



DRAPERY SPECIFICATIONS

- Style Options: **Grommet, Pinch Pleat or Ripplefold**
- Draperies are available as Center Open, One Way or Stationary
 - Specify Left Stack or Right Stack for One Way Draws
- Drapery length and width are manufactured to customer specifications
- Drapery Heading is comprised of a 4" buckram to act as a stiffener
- Standard Hems:
 - 4" Bottom Hem
 - Double 4" bottom hem for Sheers
 - 1½" Side Hem
- Draperies are manufactured to customer specifications with tolerances of +/- ½" in length and 1" in width
- Return:
 - Single Drapery Treatment: 3" Return is standard unless otherwise specified
 - Double Drapery Treatment (Overdrape and Sheer): 6" Return is standard for Overdrape and 3" Return is standard for Sheer unless otherwise specified
- Lining Options:
 - Unlined
 - Thrifty FR - White or Ivory
 - 54" wide
 - 50% Cotton, 50% Polyester
 - Chemically Flame Retardant, Passes NFPA 701
 - Thor - White or Ecru
 - 54" wide
 - 50% Cotton, 50% Polyester
 - 2-Pass Blackout
 - Flame Retardant Finish, Passes NFPA 701
 - 100% Acrylic Foam Backing
 - Eclipse - White or Ecru
 - 54" wide
 - 70% Cotton, 30% Polyester
 - 3-Pass Blackout
 - Flame Retardant Finish, Passes NFPA 701
 - 100% Acrylic Foam Backing
- **Grommet Details**
 - Round Only
 - Inside Diameter Sizes: 1⅞", 2" and 2½"
 - Finish Options: Antique Brass, Antique Copper, Black, Brass, Matte Nickel, Nickel or Oil Rubbed Bronze
- Pinch Pleat drapery will be manufactured to 2-to-1 fullness unless otherwise specified
- Pin Settings for Pinch Pleat Drapery:
 - Specify Wall Mount, Ceiling Mount or Pinned to Decorative Rod/Rings
- Ripplefold drapery is manufactured at 60%, 80%, 100% and 120% fullness options
 - Snap Tape is stitched to the back side of the heading on Ripplefold treatments
- We recommend Dry Clean only for draperies

ROMAN SHADE FLAT STANDARD



ROMAN SHADE WALL HUGGER



ROLLER SHADE



SHADE SPECIFICATIONS

■ ROMAN SHADES


- **Flat Standard:** The shade waterfalls off the front of the headrail and controls are hidden behind the shade
- **Wall Hugger:** The shade waterfalls off the back of the headrail and the controls are hidden in front of the shade with the valance
- Specify Inside Mount or Outside Mount
 - Wall Hugger is recommended for Inside Mount
- Maximum Width: 60"
- Maximum Length: 76"
- Lining Options: Eclipse - White is standard unless otherwise specified
- Continuous Lift Cord System

■ ROLLER SHADES


- Roller Shades sold as a finished product only; fabrics not sold separately
 - Contact your Territory Sales Manager for Roller Shade fabric options
- Inside Mount or Outside Mount options available
 - ¼" deduction will be taken off width on Inside Mount unless otherwise specified
- Manual Stainless Steel Pull Chain Lift or Motorized
 - Lithium Ion Battery Powered Motorization
 - 120v/DC or 120v available
 - Remote Control: Hand Held or Wall Mount
- Side Channels and Sill Channels available for Inside Mount only
 - We recommend adding a Cornice to finish the top
- **Standard - Direct Mount**
- **Square Cassette**
 - Unit houses one (1) Roller Shade
 - Contrasting Channel Colors available
- **3" Fascia Single System**
 - Unit houses one (1) Roller Shade with a 3" fascia
 - Contrasting Channel Colors available
- **5" Fascia Single System**
 - Unit houses two (2) Roller Shades with a 5" fascia
 - Contrasting Channel Colors available

TOP TREATMENTS

**CORNICE STRAIGHT
UPHOLSTERED**




VALANCE FLAT



**CORNICE STRAIGHT
PAINTED WOOD AND WILSONART**




VALANCE ROMAN



**CORNICE TOP & BOTTOM PROFILE
PAINTED WOOD AND WILSONART**



**VALANCE
TAILORED**



TOP TREATMENT SPECIFICATIONS

■ CORNICE

- A cornice is installed above the window for both decorative and functional purposes. It's usually 2" wider than the drapery hardware allowing for a margin of 1" on each side to help reduce or eliminate light leakage above the window.
- Standard Style is Straight Upholstered
 - White lining covers inside and top
 - Top and bottom self-welts are standard
 - Decorative options: banding, contrast welt, trimming
 - Custom Shapes are available; please provide a detailed image or drawing
- Painted Wood
 - Available in Straight Bottom only
 - Top and/or Bottom Profile Molding can be added; provide a detailed image or drawing
 - Available in any Benjamin Moore or Sherwin Williams paint color
- Wilsonart
 - Available in Straight Bottom only
 - Top and/or Bottom Profile Molding can be added; provide a detailed image or drawing
 - Available in any Wilsonart finish

■ VALANCE

- A valance is installed above the window for both decorative and functional purposes. Velcro is sewn to the valance board and front side of the soft valance portion for a clean "stitchless" look. The Velcro attachment method aids the installation process and allows easy access to the hardware.
- Flat Valance
 - Standard Lining Option: Thrifty FR – White
 - Attached to board with Velcro attachment system
 - Fiberglass ribbing is added to bottom hem for sleek appearance
- Roman Valance
 - Three (3) pleat valance emulates the look of an operable Roman Shade
 - Lining Options: Thrifty FR, Thor or Eclipse in White unless otherwise specified
 - Stapled and shipped on mounting board
- Tailored Valance
 - 1¾:1 Fullness.
 - Standard Lining Option: Thrifty FR – White
 - Decorative Options: Banding, Trimming, Board Mounted with Velcro to apply to face of board

SHOWER CURTAINS

SHOWER CURTAIN



■ SHOWER CURTAIN


- Shower Curtains are manufactured in a standard size (72" W x 72" L) unless otherwise specified by the customer
- **Button Hole**
 - Button Hole Style includes 12 button holes at heading
- **Grommet**
 - Grommet Style includes 12 metal grommets at heading

Have a custom Drapery or Top Treatment style need?
Fabricut Contract is happy to help with manufacturing custom
draperies and top treatments.

Contact our Finished Product Quote Specialists to start the process.

DRAPERY HARDWARE

COMMERCIAL HARDWARE



DECORATIVE HARDWARE



■ COMMERCIAL DRAPERY HARDWARE

- Baton Draw
- Cord Draw
- Ripplefold
- Stationary

■ DECORATIVE DRAPERY HARDWARE

- Decorative Drapery Hardware is available through our family of brands featuring The Finial Company, Paris Texas Hardware, and Byron & Byron, along with Fabricut and Trend. Browse Decorative Drapery Hardware online at fabricut.com/hardware.

Fabricut Contract also offers Drapery Measure and Install services to provide a complete, turn-key project.


(800) 999-5533 | fabricutcontract.com | ContractFinishedProduct@fabricut.com

BEDDING

**BED BLANKET
CAPPED CORNERS**



**BED BLANKET
ROUND CORNERS**




**BED BLANKET
SQUARE CORNERS**




BED SCARF




**BED SKIRT
CAPPED**




**BED SKIRT
TAILORED 2-PLEAT**



**BED SKIRT
TAILORED 5-PLEAT**



BOX SPRING COVER



BEDDING SPECIFICATIONS

■ BED BLANKET

- Style Options: Capped, Round Corners, Square Corners, or True Reverse Hem
- Edge Details: Bound Hem, Flanged, Mitered, or Pillowcase
- Available lined or unlined
 - Contrast Lined or Self Lined
- 4 oz. bonded polyester fill available with lined Bed Blankets
- Square Corners is standard style unless otherwise specified
- Pillowcase is standard style for lined Bed Blanket unless otherwise specified
- Sizes:
 - Twin: 39" W x 80" L x 16" D
 - Full Extra Long: 54" W x 80" L x 16" D
 - Queen: 60" W x 80" L x 16" D
 - King: 76" W x 80" L x 16" D
 - California King: 72" W x 84" L x 16" D
- Standard Drop: 16"
- No pillow tuck

■ BED SCARF

- Style Options: Round Corners, Square Corners, or True Reverse Hem
- Edge Details: Bound Hem, Flanged, Mitered, or Pillowcase
- Available lined or unlined
- 4 oz. bonded polyester fill available with lined Bed Scarves
- Manufactured to customer size specifications


■ BED SKIRT

- Style Options: Capped, Tailored 2-Pleat, Tailored 5-Pleat, or Box Spring Cover
 - Tailored 2-Pleat has kick pleats at foot corners only
 - Tailored 5-Pleat has kick pleats at foot corners and middle of three sides
 - Box Spring Cover can have elastic encompassing bottom or at the corners only; please specify
- Available lined or unlined.
 - Thrifty FR – White is standard lining unless otherwise specified
- All styles include 4" inset banding
- Standard Drop: 14"
- Optional Hugger available on all styles


Bedspreads and Duvet Covers are also available
for your Top of Bed project needs.
Contact our Finished Product Quote Specialists for options.

PILLOWS

**BOLSTER
KNIFE-EDGE**



**BOLSTER
SELF-WELT**



DOUBLE STITCH



KNIFE-EDGE



MOCK FLANGE



SELF-WELT



TRUE FLANGE



**PILLOW SHAM
PILLOWCASE**



**PILLOW SHAM
TRUE FLANGE**



PILLOW SPECIFICATIONS

■ DECORATIVE THROW PILLOWS

- Standard Sizes
 - Square: 14", 18", 20", 24" and 27"
 - Rectangle: 24" W x 10" L, 24" W x 12" L and 30" W x 12" L
 - Bolster: 6" D, 8" D
- Standard Closure: Zipper
- Decorative Throw Pillows include standard polyester fill pillow insert

■ PILLOW SHAMS

- Standard Sizes
 - Twin/Full: 26" W x 20" L
 - Queen: 30" W x 20" L
 - King: 36" W x 20" L
- Standard Closure: Envelope
 - Velcro and Zipper options also available
- Pillow insert not included

FABRICUT[®]
C O N T R A C T

FINISHED PRODUCTS

(800) 999-5533 | fabricutcontract.com | ContractFinishedProduct@Fabricut.com

FW2019