


**AWAY**

# Power bank safety information

We are *Away*. We design thoughtful essentials for modern travel and suitcases you'll love for life. Every feature and detail of this bag was created to solve a real need or problem encountered on the road, freeing you up for a lifetime of seamless trips and open skies. All that's left is the world in front of you and the people you share it with.

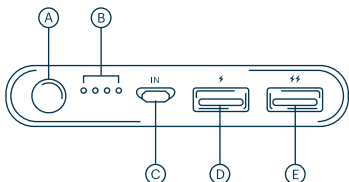
# How to use your power bank

Your Away order included a battery, known here as a power bank. For optimal performance as well as for your safety, please read this manual carefully before use. Be sure to keep this manual for further reference.



# Product introduction

- Ⓐ Power button
- Ⓑ LED indicator
- Ⓒ Input
- Ⓓ USB output
- Ⓔ USB output



## FEATURES

- 1 Power bank housing made from high-quality aluminum.
- 2 Built-in A+ li-polymer battery cells improve both charging and output efficiency.
- 3 Multi-protection system helps prevent conditions like overcharging, high temperature, short circuit, etc., from occurring in your devices.
- 4 Built-in charging controller compatible with most 5V USB-charged devices.

## SPECIFICATION

**Battery Type:** A+ Li-polymer

**Battery Cell Capacity:** 10000mAh/37Wh

**Input:** 5VDC/2A(Max)

**Output:** USB1: 5VDC/1A 6800mAh USB2: 5VDC/2.4A 6100mAh

**Total output:** 5VDC/3.4A

**Dimensions:** 139x74x13.9mm

**Weight:** 255±5g

**Recommended temperature range for charging battery:** 8-35°C

**Recommended temperature range for battery use:** 8-35°C

Ⓒ Product complies with the European Safety Regulations



### Environmentally friendly disposal

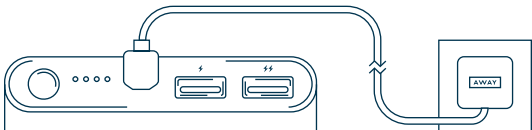
Please note that electrical equipment (like this power bank) may not be discarded along with regular household waste and must be disposed of separately in accordance with local law. Keep in mind that it is your responsibility to dispose of electrical equipment properly. Proper disposal helps contribute to the reusing of raw materials and safe treatment of toxic substances. For more guidelines on proper power bank disposal, please contact your local authorities.

### CAUTION

Dispose of used power banks according to the instructions.

## HOW TO CHARGE YOUR POWER BANK

- 1 Plug the micro-USB cable into the power bank's micro-USB port.
- 2 Insert the other end of the USB cable into the included AC adapter and plug it into a wall socket.



**Note:** This power bank is not designed to be charged from a laptop USB port.

## HOW TO USE THE POWER BANK TO CHARGE YOUR DEVICES

The power bank is designed to charge 5V USB-charged devices.

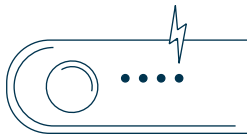
- 1 Plug the USB cable into the power bank's charging port.
- 2 Connect the other end of the cable to your device to begin charging.
- 3 Disconnect your device when fully charged.

**Warning:** The charging and output ports must not be used at the same time.

## HOW TO TEST REMAINING POWER

Press the power button to check the power bank's remaining power, indicated by the lit number of LED lights.

- ○ ○ ○ : zero capacity
- ○ ○ ○ : 1%—25%
- ● ○ ○ : 25%—50%
- ● ● ○ : 50%—75%
- ● ● ● : 100%



**Tips:** The portable charger comes with two USB ports. The blue USB port (⚡) has a 2 amp output and will maximize the charge speed. The black USB port (⚡) has a 1 amp output and will take longer to charge.

## INSTRUCTIONS PERTAINING TO RISK OF FIRE OR INJURY TO PERSONS

# Important safety instructions

**Warning:** When using this product, basic precautions should always be followed, including the following:

- A Read all the instructions before using the power bank.
- B To reduce the risk of injury, close supervision is necessary when the power bank is used near children.
- C Do not put fingers or hands into the power bank.
- D Do not strike, hit or insert any objects into the power bank or any of its ports.
- E Do not expose the power bank to water, including rain or snow.
- F Use of a power supply or charger not recommended by the power bank manufacturer may result in a risk of fire or injury to persons.
- G Do not use the power bank in excess of its output rating. Overload outputs above rating may result in a risk of fire or injury to persons.  
Do not use the power bank if it has been damaged or modified. Damaged or modified power banks may exhibit unpredictable behavior resulting in fire, explosion or risk of injury. If you see any bulging, swelling, leakage or other abnormality from the power bank, stop using it immediately.

- H Do not incinerate the battery or expose it to extreme heat or cold.
- I Do not expose a power bank to fire or excessive temperature. Exposure to fire or temperature above 100°C may cause explosion.
- J The battery should be serviced only by Away or a qualified service person. Do not attempt to repair the battery yourself. Servicing should always be performed by a qualified repair person using identical replacement parts in order to ensure that the safety of the product is maintained. Incorrect reassembly may result in a risk of fire or injury to persons.
- K If you have trouble removing your battery from your luggage or you have a damaged battery that you would like to return to us, contact us at [help@awaytravel.com](mailto:help@awaytravel.com) for assistance.

#### **LEGAL AND REGULATORY COMPLIANCE**

FCC, IC, CE and other applicable compliance information can be found at [awaytravel.com/regulatory](http://awaytravel.com/regulatory).

#### **LIMITED TWO YEAR WARRANTY**

Your battery is under a limited warranty for two (2) years. You can find all the details at [awaytravel.com/warranty](http://awaytravel.com/warranty). To help make it last even longer, head to [awaytravel.com/care](http://awaytravel.com/care) for our care recommendations. If the battery is out of warranty or not covered by the limited warranty, you may contact us to request a repair or replacement of the battery for a fee.

#### **SAVE THESE INSTRUCTIONS**



## INSTRUCTIONS RELATIVES AU RISQUE D'INCENDIE OU DE BLESSURE AUX PERSONNES

# Notice de sécurité importante

**Avertissement:** Lors de l'utilisation de ce produit, des précautions de base doivent toujours être suivies, y compris les suivantes:

- A Lisez toutes les instructions avant d'utiliser le produit.
- B Pour réduire le risque de blessure, une surveillance étroite est nécessaire lorsque le produit est utilisé près d'enfants.
- C Ne mettez pas les doigts ou les mains dans le produit.
- D Ne frappez pas ou n'insérez aucun objet dans le produit ou dans aucun de ses ports.
- E N'exposez pas la batterie externe à la pluie ou à la neige.
- F N'utilisez pas la source d'alimentation au-delà de la puissance nominale de cette batterie externe. Il peut entraîner un risque d'incendie ou de blessure.
- G N'utilisez pas la batterie externe endommagée ou modifiée. Les batteries endommagées ou modifiées peuvent présenter un comportement imprévisible pouvant entraîner un incendie, une explosion ou un risque de blessure.
- H Ne pas démonter la batterie externe. Apportez-le à un technicien qualifié lors d'un entretien ou d'une réparation. Un réassemblage incorrect peut entraîner un risque d'incendie ou de blessure.

- I N'exposez pas la batterie externe au feu ou à une température excessive. L'exposition au feu ou à une température supérieure à 100°C peut provoquer une explosion.
- J Faites effectuer l'entretien par un réparateur qualifié en utilisant uniquement des pièces de rechange identiques. Cela garantira que la sécurité du produit est maintenue.
- K Si vous avez des difficultés à retirer votre batterie de vos bagages ou si vous souhaitez une batterie endommagée que vous souhaitez nous retourner, contactez-nous à l'adresse [help@awaytravel.com](mailto:help@awaytravel.com) pour obtenir de l'aide.

## **CONSERVEZ CES INSTRUCTIONS**