


# OpenType Features Guide

The title 'OpenType Features Guide' is written in a large, white, sans-serif font against a bright blue background. The word 'Features' is flanked by two small, hand-drawn scribbles. Below the word 'Guide' is a thick, hand-drawn underline. To the right of the text, there are several overlapping, hand-drawn scribbles in a dark blue or black color, resembling a stylized '@' symbol or a series of concentric loops.

We made this for you.™

 **LETTERMATIC**

# OpenType Overview

Always check the documentation on the specific software you're using for the most up-to-date information.

We've included detailed information in this document for Adobe InDesign, Illustrator, and Photoshop.\*

OpenType Advanced Typographic features are supported in:

- Adobe InDesign
- Adobe Illustrator
- Adobe Photoshop
- Figma
- Sketch
- Apple Pages
- Apple Keynote
- Apple Numbers
- Apple TextEdit
- Microsoft Word

## **CASE-SENSITIVE PUNCTUATION** (ALL LETTERMATIC FONTS)

Case punctuation are glyph variations meant to be used in all-caps text settings. For example, case-sensitive parentheses align specifically against cap-height settings, while the default parentheses are drawn to align with both upper- and lower-case content. These glyphs will appear automatically when you use the "All-Caps" setting in your design software.

## **CONTEXTUAL ALTERNATES** (ALL LETTERMATIC FONTS)

Contextual alternates are additional glyphs, meant to be swapped in automatically by OpenType (once enabled) in specific circumstances. For example, all Lettermatic typefaces include a colon specifically for time notations — type a time such as 12:30 p.m., enable contextual alternates, and the colon will automatically align nicely against the figures.

## **DYNAMIC FRACTIONS** (ALL LETTERMATIC FONTS)

Dynamic fractions allow you to typeset any fraction automatically, even  $\frac{99}{100}$ . Dynamic fraction sets have been manually drawn to match the weight of the default figures, so typesetting recipes, statistics, or even menus with fractions is a breeze.

## **LIGATURES** (BEZZIA & PARCLO SERIF)

A ligature is a glyph meant to replace a set of letters that commonly appear together, and is specifically drawn to avoid any unsightly collisions. The most common ligature is for an "fi" pair, where the f-hook may interfere with the dot of the i.

## **OPTICAL SIZES** (REALLY SANS ONLY)

Optical sizes are fonts that are drawn to be used within a specific point size range — for example, Really Sans Small is best for running text, like the body copy of a book, while Really Sans Large is perfect for headlines, billboards, or other attention-grabbing uses. Simply switch between Really Sans Large or Really Sans Small in your font family dropdown menu to choose between optical sizes.

## **PROPORTIONAL OLDSTYLE & PROPORTIONAL LINING FIGURES** (ALL LETTERMATIC FONTS)

Proportional lining figures are drawn to be cap-height, and are great for standalone uses such as phone numbers, addresses, or dates. Proportional old style figures are drawn to set beautifully in running text without distracting the eye, or when you need to add elegance to a design. The **DEFAULT FIGURE STYLE** for all Lettermatic fonts is Proportional Lining.

## **SLASHED ZERO** (ALL LETTERMATIC FONTS)

Slashed zeros add extra legibility and avoid confusion of "zero" with an uppercase "O." This may come in handy while typesetting financial information, mathematical notations, and alphanumeric codes. The slashed zero can be accessed through InDesign's OpenType menu, by selecting and hovering in a text box for alternates in any Adobe software, or directly in the glyphs panel.

## **STYLISTIC ALTERNATES / SETS** (ALL LETTERMATIC FONTS)

Stylistic alternates are additional glyphs, drawn in a different style, to allow you to change the tone of a headline or paragraph with only a couple clicks. Lettermatic fonts have consistent stylistic sets accessible through the OpenType menus in your design software:

**SET 1** FILLED CIRCLED FIGURES

**SET 2** CIRCLED FIGURES

**SET 3** DECORATIVE QUOTES

**SET 4** ALTERNATE PUNCTUATION  
(REALLY SANS & PARCLO SANS ONLY)

**SET 5** ALTERNATE AMPERSAND  
(REALLY SANS ONLY)

**SET 6** ALTERNATE LOWERCASE "a"  
(REALLY SANS ONLY)

## **SUPERSCRIP & SUBSCRIPT** (ALL LETTERMATIC FONTS)

We recommend setting subscripts and superscripts through the OpenType menu. The OpenType versions have been drawn specifically for this use, while the main-level menu option scales the default figure, resulting in a lighter weight than your text.


## **TABULAR LINING FIGURES** (ALL LETTERMATIC FONTS)

Tabular figures are numbers drawn to be the same width for every figure, in every weight. This means that you can set tables and charts of figures that are neatly aligned for maximum legibility. All of Lettermatic's fonts include tabular figures, as well as tabular math symbols and currency, so you can typeset anything from a math formula to a budget sheet with ease.

\*We'll add more software overviews soon, so check our FAQs for the latest updates to this guide!

# OpenType Stylistic Sets

## Really Sans



SET 1 FILLED CIRCLED FIGURES

1 2 3 4 5  
6 7 8 9 0

SET 2 CIRCLED FIGURES

1 2 3 4 5  
6 7 8 9 0

SET 3 DECORATIVE QUOTES

“design”

SET 4 ALTERNATE PUNCTUATION

“Hey, there.”

SET 5 ALTERNATE AMPERSAND

Print & Web

SET 6 ALTERNATE LOWERCASE “a”

Really Sans,  
a brand new  
typeface.

## Parclo Serif



SET 1 FILLED CIRCLED FIGURES

1 2 3 4 5  
6 7 8 9 0

SET 2 CIRCLED FIGURES

1 2 3 4 5  
6 7 8 9 0

SET 3 DECORATIVE QUOTES

“text”

## Bezzia



SET 1 FILLED CIRCLED FIGURES

1 2 3 4 5  
6 7 8 9 0

SET 2 CIRCLED FIGURES

1 2 3 4 5  
6 7 8 9 0

SET 3 DECORATIVE QUOTES

“type”

## Parclo Sans



SET 1 FILLED CIRCLED FIGURES

1 2 3 4 5  
6 7 8 9 0

SET 2 CIRCLED FIGURES

1 2 3 4 5  
6 7 8 9 0

SET 3 DECORATIVE QUOTES

“fonts”

SET 4 ALTERNATE PUNCTUATION

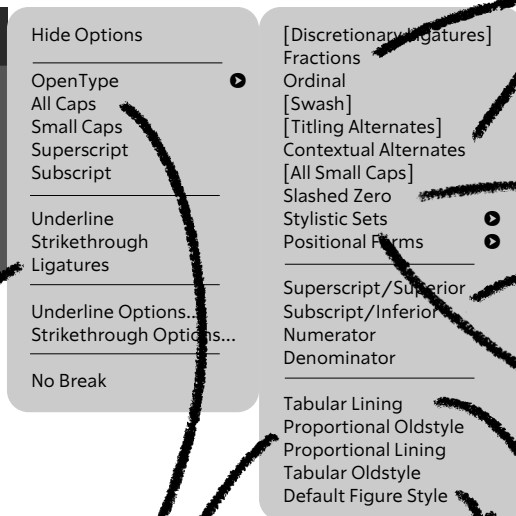
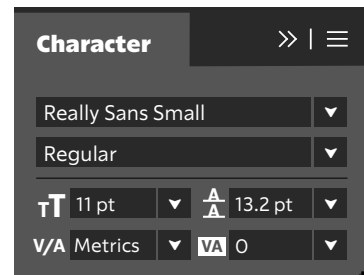
“Hi, you!”



# Adobe InDesign

OpenType Features in Adobe InDesign are accessed through the Character Panel (**Window** ▾ **Type & Tables** ▾ **Character**), by highlighting and hovering for auto-suggestions, or using the Glyphs Panel (**Window** ▾ **Type & Tables** ▾ **Glyphs**) to input glyphs manually.

Highlight and hover, and InDesign will auto-suggest available OpenType options. **116 total fonts from Lettermatic!**



**LIGATURES**  
 **Efficiency**  
 Efficiency

**CASE-SENSITIVE PUNCTUATION**  
 **(DETAILS)**  
 (DETAILS)

**PROPORTIONAL OLDSTYLE & PROPORTIONAL LINING FIGURES**  
 **780 Glyphs**  
 OLDSTYLE 780 Glyphs  
 LINING 780 Glyphs

**DEFAULT FIGURE STYLE**  
 The default figure style in all Lettermatic typefaces is Proportional Lining.

**CONTEXTUAL ALTERNATES**  
 **12:10 p.m.**  
 12:10 p.m.

**SUPERSCRIP & SUBSCRIPT**  
 **E=mc<sup>2</sup>**  
 E=mc<sup>2</sup>

**TABULAR LINING FIGURES**  
 1 10.5  
                   1 4.5  
                   2 10.5  
 1 10.5  
                   1 4.5  
                   2 10.5

**DYNAMIC FRACTIONS**  
 **1 1/8 Inches**  
 1 1/8 Inches

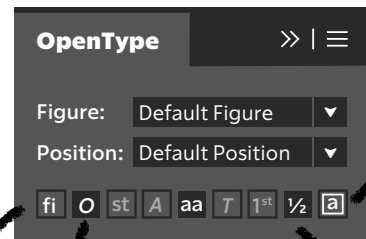
**SLASHED ZERO**  
 **P4ssw0rd**  
 P4sswOrd

**STYLISTIC SETS**  
 SET 1 FILLED CIRCLED FIGURES  
**① ② ③ ④ ⑤**  
**⑥ ⑦ ⑧ ⑨ ⑩**  
 SET 2 CIRCLED FIGURES  
 ① ② ③ ④ ⑤  
 ⑥ ⑦ ⑧ ⑨ ⑩  
 SET 3 DECORATIVE QUOTES  
**“type”**

# Adobe Illustrator

OpenType Features in Adobe Illustrator are accessed through the OpenType Panel (**Window** ▸ **Type** ▸ **OpenType**), by highlighting and hovering for auto-suggestions, or using the Glyphs Panel (**Window** ▸ **Type** ▸ **Glyphs**) to input glyphs manually.

Highlight and hover, and Illustrator will auto-suggest available OpenType options. **116 total fonts from Lettermatic!**



## STYLISTIC ALTERNATES & SETS

SET 1 FILLED CIRCLED FIGURES



SET 2 CIRCLED FIGURES



SET 3 DECORATIVE QUOTES



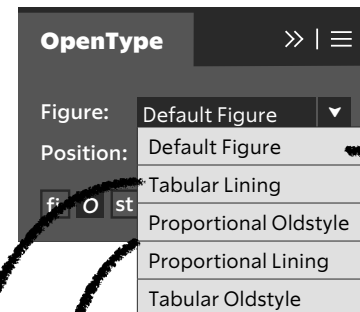
SET 4 ALTERNATE PUNCTUATION (REALLY SANS & PARCLO SANS)



SET 5 ALTERNATE AMPERSAND (REALLY SANS)



SET 6 ALTERNATE LOWERCASE "a" (REALLY SANS)



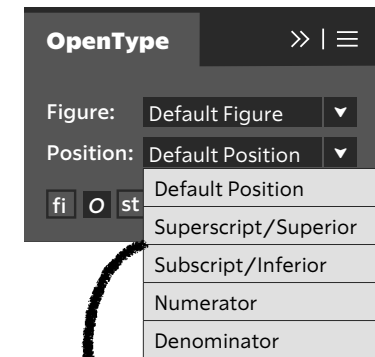
**DEFAULT FIGURE STYLE**  
The default figure style in all Lettermatic typefaces is Proportional Lining.

## PROPORTIONAL OLDSTYLE & PROPORTIONAL LINING FIGURES

OLDSTYLE **725 Glyphs**

LINING **725 Glyphs**

## TABULAR LINING FIGURES



## SUPERSCRIP & SUBSCRIPT

We recommend setting subscripts and superscripts through the OpenType menu. The OpenType versions have been drawn specifically for this use, while the main-level menu option scales the default figure, resulting in a lighter weight than your text.

ON **E=mc<sup>2</sup>**

## CASE-SENSITIVE PUNCTUATION

Case-sensitive punctuation is applied automatically when you choose the All Caps setting in **Character** ▸ **All Caps**.

ON **(TYPE)**

OFF **(TYPE)**

## CONTEXTUAL ALTERNATES

ON **12:10 p.m.**

OFF **12:10 p.m.**

## LIGATURES

ON **Efficiency**

OFF **Efficiency**

## DYNAMIC FRACTIONS

ON **5 ¾ Pints**

OFF **53/4 Pints**

# Adobe Photoshop

OpenType Features in Adobe Photoshop are accessed through the Character Panel (**Window** ▸ **Character** ▸ **OpenType**), or using the Glyphs Panel (**Window** ▸ **Glyphs**) to input glyphs manually.

Highlight and hover, and Photoshop will auto-suggest available OpenType options. **116 total fonts from Lettermatic!**



### CASE-SENSITIVE PUNCTUATION

Case-sensitive punctuation is applied automatically when you choose the All Caps setting in Character ▾ All Caps.

- ON **(FONTS)**
- OFF **(FONTS)**

### CONTEXTUAL ALTERNATES

- ON **12:10 p.m.**
- OFF **12:10 p.m.**

### LIGATURES

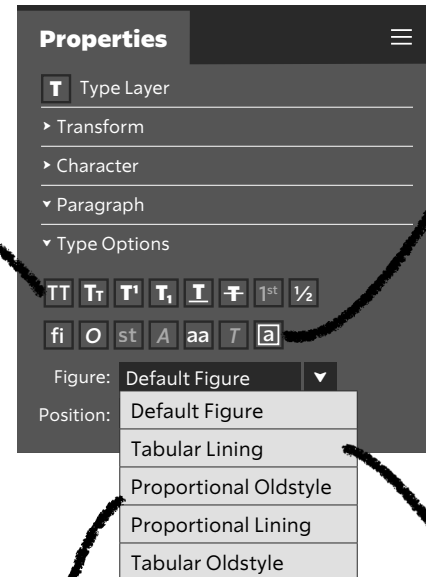
- ON **Efficiency**
- OFF **Efficiency**

### DYNAMIC FRACTIONS

- ON **2 <sup>5</sup>/<sub>8</sub> Liters**
- OFF **2 5/8 Liters**

### SUPERSCRIP & SUBSCRIPT

- ON **E = mc<sup>2</sup>**



### DEFAULT FIGURE STYLE

The default figure style in all Lettermatic typefaces is Proportional Lining.

### PROPORTIONAL OLDSTYLE & PROPORTIONAL LINING FIGURES

- OLDSTYLE **750 Glyphs**
- LINING **750 Glyphs**

### STYLISTIC ALTERNATES / SETS

#### SET 1 FILLED CIRCLED FIGURES



#### SET 2 CIRCLED FIGURES



#### SET 3 DECORATIVE QUOTES



#### SET 4 ALTERNATE PUNCTUATION



### TABULAR LINING FIGURES

- ON **8829.611**  
**7056.174**
- OFF **8829.611**  
**7056.174**

# Thank You!



Thank you for purchasing a Lettermatic font!  
If you have any questions about how to use  
your new fonts or licensing, please browse  
our FAQ's at **[lettermatic.com](http://lettermatic.com)**, or contact  
**[info@lettermatic.com](mailto:info@lettermatic.com)** for support. 🗣️

 **LETTERMATIC**