



## ZFS Labelling Guide

---



## ZFS LABELING GUIDE

- Articles which are delivered from the Partner to Zalando have to comply with certain **labeling conditions**
- This guide helps you to clarify if your current label is accepted or not from Zalando

1. **Definitions of Different Labels**
2. **Article Label Requirements**
3. **Location of the Article Label on Article and Packaging**
4. **Type of the Article Label**
5. **Design of the Article Label, Key Checks and Examples**
6. **Product EU Labeling requirements**



You can download the full [Delivery Terms for Zalando Fulfillment Solutions \(ZFS\) Partners here](#). Paragraph 4 is fully dedicated to the Individual Article Packaging and Labeling.



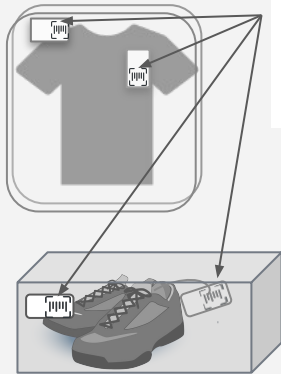
## IMPACT OF WRONG ARTICLE LABELS

- Delay in Time to Online (TTO) for stock
- Poor end customer experience
- Value Added Service (VAS) cost of relabelling will be applied
- Potential for goods to be [returned from quarantine storage](#)
- Added costs and lost sales time, in addition to return shipping
- Potential lost sales due to stock downtime

# 1. DEFINITIONS OF DIFFERENT LABELS

## ARTICLE LABELING

Label placed on Article hang tag/sticker AND on the packaging



**Size Chart**

Supplier Size	EU	UK	FR	IT
38	38	10	40	44

**Color description**  
(Color code is optional)

Article number	Article name	Color code	Color name
12345	xyz	123	black

**EAN**  
European Article Number

Image 1: Correct Article Label

**UAN**  
Unique Article Number

## DELIVERY NOTE

The delivery note contains the information necessary for the shipment to be accepted in the Warehouse



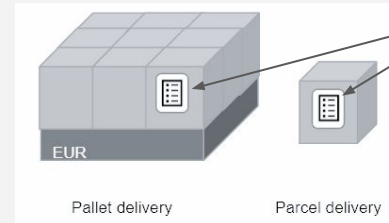
Company XYZ		Zalando Shipping Notice ID		Notes	
Company Name	Company XYZ	Notice Number	99123456	Additional information for the recipient (e.g., handling instructions, special requirements, etc.).	
Company Address	12345 Main Street	Notice Date	2023-10-27	Please ensure that the recipient is available to receive the goods during the specified time slot.	
Company Phone	+49 123456789	Notice Time	14:00	Please note that the recipient must be present at the time of delivery.	
Company Email	info@company.com	Number of parcels	2	Please ensure that the recipient is aware of the total number of parcels to be received.	
Company Website	www.company.com	Number of items	2	Please ensure that the recipient is aware of the total number of items to be received.	
Company VAT ID	DE123456789				
Company Tax ID	DE123456789				
Company Bank Account	12345678901234567890				
Company Bank Name	ABC Bank				
Company Bank Address	12345 Main Street, 12345 City, Germany				

Number of Pallets/Parcels	Carton Number	Zalando Shipping ID	Article Number	Article Description	Color name	Color Code	Size (width, length, height)	Weight (kg)
1	1	99123456	10110001	COLORED SHIRT	Blue	BLU	50x60x 2	0.5
1	2	99123456	10110002	COLORED SHIRT	Green	GRN	50x60x 2	0.5
1	3	99123456	10110003	SHOES	Black	BLK	30x20x 10	1.5
1	4	99123456	10110004	SHOES	Black	BLK	30x20x 10	1.5
1	5	99123456	10110005	SHOES	Black	BLK	30x20x 10	1.5
1	6	99123456	10110006	SHOES	Black	BLK	30x20x 10	1.5

## PALLETS & PARCELS LABELS

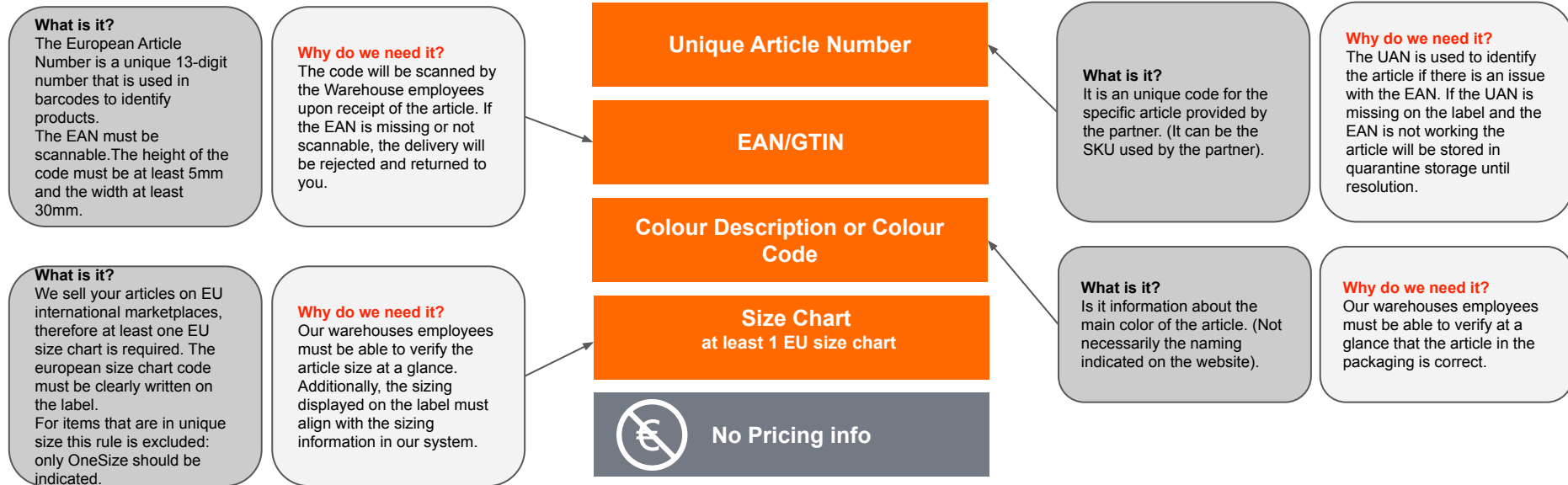
The pallet or parcel label is needed to identify which shipment it belongs to



Zalando Shipping Notice ID	Sender	Recipient
<b>99123456</b>	Company XYZ Happy Street, 12345 12345@company.com	Zalando Warehouse Address of the corresponding delivery
Carton Number		
<b>3 / 9</b>		
If applicable, Specification that consolidation carton contains fragile products		
<b>(FRAGILE)</b>		

## 2. ARTICLE LABEL REQUIREMENTS

- Articles which are delivered from partners to Zalando must comply with certain labeling conditions.
- Each article and packaging must have a label with the **all** of the following information:



### 3. LOCATION OF THE ARTICLE LABEL

Labeling information on the article packaging (polybag or box) has to match the labeling information which might be attached to the article itself. We ask you to label the article and the packaging for the following reason: when an article is returned by the customer, it is not mandatory to return the polybags, therefore we need the article to be labeled. This is used to identify the article and repackage it.

The following table illustrates the various options for applying the article description (containing the article number, color code/description, size, EAN/GTIN).

Type of packaging	Box		Polybag	
Labeling on	Packaging	Article	Packing	Article
Textiles and Accessories	x	x	x	x
Shoes	x	o	x	o
Set and Multi-packs	x	x	x	x

Table 1: Location of the Article Description, where **x** = compulsory and **o** = highly recommended

## 4. TYPE OF ARTICLE LABEL

The following table illustrates the different possibilities of article label types.

Type of packaging	Box		Polybag	
Labeling on	Packaging	Article	Packing	Article
Textiles	Sticker/ Print on box	Hangtag	Sticker/ Print on Polybag	Hangtag
Set and Accessories	Sticker/ Print on box	Sticker/ Hangtag	Sticker/Print on Polybag	Sticker/ Hangtag

**Table 2:** Type of Article Label

## 5. DESIGN OF THE ARTICLE LABEL

When designing the article label, **both for hangtag on an article and sticker or print on a box**, partners can use the following example as a guide for best practice:

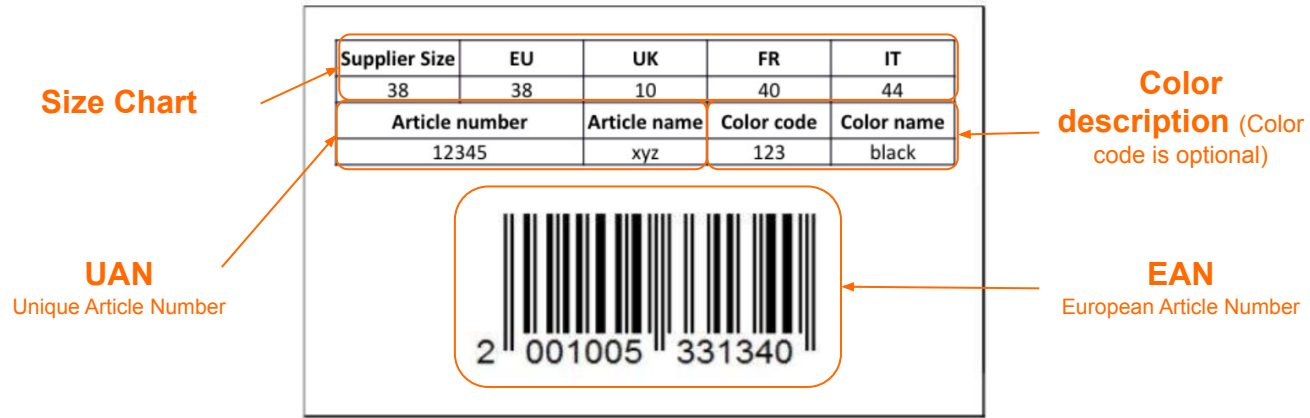


Image 1: Correct Article Label



## 5. DESIGN OF THE ARTICLE LABEL

### KEY CHECKS

- ✓ Location of the label
  - The label on the article must face outwards and clearly visible
  
- ✓ Contrast and Color
  - The contrast between EAN/GTIN and background must be at least 40% difference
  - The color combination black (EAN/GTIN) on white (paper) is optimal
  
- ✓ Quality of the Print
  - The print needs to be clean (e.g. exact border line, no streaks) in order to not disturb the scanning process
  - The EAN/GTIN on the article label must be scannable
  
- ✓ Minimum size EAN/GTIN
  - The height of the EAN/GTIN code must be at least 5mm and the width at least 30mm.

## 5. DESIGN OF THE ARTICLE LABEL - CORRECT EXAMPLES



Image 2: Correct Article Label for **Textile**

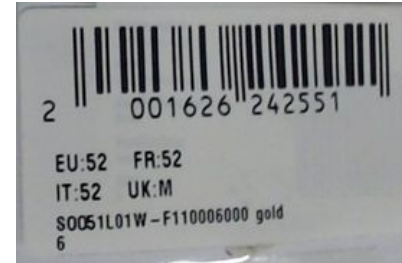


Image 3: Correct Article Label for **Accessories**

EU / IT	UK / US	FR	Supplier Size	
size in cm	size in m/y*	size in m/a**	XY	
Article number	Article name		Color code	Color name
123456	xyz		123	black

2	001005	331340	*m = months *y = years **m = mois **a = ans
---	--------	--------	--

Image 4: Correct Article Label **Kids**



Image 5: Correct Article Label for **Shoes**

## 5. DESIGN OF THE ARTICLE LABEL - INCORRECT EXAMPLES

For all of these cases, the solution is to **redesign the label** and relabel the article with the correct label version:




Image 6: Barcode size too small



Image 7: Pricing on the label



Image 8: Barcode not scannable



Image 9: Poor printing quality and no size chart code (e.g. "EU L")



Image 10: Blurry Lines



Image 11: Label inside polybag and not scannable



Image 12: Missing EAN barcode and no size chart code (e.g. "EU S")



Image 13: EAN/Hangtag hidden



Image 14: EAN/Hangtag facing inwards

## 6. Care/Textile Label: Product EU Labeling requirements

The **Partner name** and **EU address** of the respective EU based economic actor **must** be listed **on each product** on the **textile label (care label)** within the article. If it is not possible to list it on the product, the name and address must be listed on a hangtag. If it is not possible to add the EU address as a hangtag (due to the article size or other reasons), we advise you to separate it (as a different hangtag) from the Label requirements for Zalando (EAN, code, sizes, color, UAN).

The name and address could be:

- (a) a manufacturer established in the EU or;
- (b) an importer established in the EU, where there is no manufacturer established in the EU or;
- (c) an authorized representative who has a written mandate from the manufacturer, designating the authorized representative to perform the product compliance obligations on behalf of the manufacturer within the EU.

Please note that this is not a requirement created by Zalando, but coming from the EU Legislation. Check with your legal departments all the different EU requirements that are needed (eg: Material composition, washing instructions...)

## DISCLAIMER

This presentation and its contents are strictly confidential. It may not, in whole or in part, be reproduced, redistributed, published or passed on to any other person by the recipient.

The information in this presentation has not been independently verified. No representation or warranty, express or implied, is made as to the accuracy or completeness of the presentation and the information contained herein and no reliance should be placed on such information. No responsibility is accepted for any liability for any loss howsoever arising, directly or indirectly, from this presentation or its contents.