

BEAUTY PIE

ALL SYSTEMS
GROW™
H-WAVE LED
HAIR & SCALP
TREATMENT

SOFT COTTON CAP WITH INTEGRATED
RED LIGHT FOR FULLER-LOOKING HAIR

UK USER GUIDE

ALL SYSTEMS GROW™
H-WAVE LED HAIR & SCALP TREATMENT

Light Tree Ventures Europe

Product User Manual

Product Name.: ALL SYSTEMS GROW™ LED HAIR & SCALP TREATMENT

Product Code – T-119-ALL SYSTEMS GROW™ LED HAIR & SCALP TREATMENT

Model No.– T-119-ALL SYSTEMS GROW™ LED HAIR & SCALP TREATMENT

1. GENERAL DEVICE INFORMATION

1.1 Description of the Device

ALL SYSTEMS GROW™ LED HAIR & SCALP TREATMENT is a non-invasive, handsfree device using light therapy with a 10-minute auto-shut-off treatment. The ALL SYSTEMS GROW™ LED HAIR & SCALP TREATMENT is a system comprised of a wearable soft textile cap using electronics, a rechargeable battery, and an integrated LED flexible printed circuit board. ALL SYSTEMS GROW™ LED HAIR & SCALP TREATMENT is designed as an at home-based device to treat the entire scalp area of the user, and it is controlled via one button controller which is attached to the ALL SYSTEMS GROW™ LED HAIR & SCALP TREATMENT.


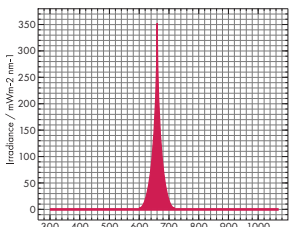
1.2 DESIGNED FOR

The ALL SYSTEMS GROW™ LED HAIR & SCALP TREATMENT is intended for Red LED light therapy. It is clinically designed to support the appearance of healthier, fuller-looking hair. With consistent use, the red-light technology helps revitalize the scalp and enhance overall hair appearance.

1.3 DEVICE ACCESSORIES

- Device
- Charging cable
- Manual
- Carry Bag

1.4 DEVICE SPECIFICATIONS

LED wavelenghts	650 ± 05 nm (Red)
Optical power density	20 ± 5 mW/cm ²
LEDs	125 Red LEDs
Max. Optical Radiation	26500 mW/(sr.m ² .nm)
Operating temperature	10°C to 40°C 50°F to 104°F
Storing and transport temperature	-5°C to 55°C 23°F to 131°F
Operating humidity	30% to 95% without condensation
Storing and transport humidity	20% to 95% without condensation
Charging supply	5V  1A
Charging port	USB-C
Charging cable	USB-C to USB-A
Charging cable length	1 meter / 3.28 feet
Charging adapter power output	1A
Battery	3.7V, 2 x 800 mAh = 1600 mAh
Battery type	Lithium-ion
Charging time	240 minutes / 4 hours
Recommended use	Once in 24 hours
Treatment time	10 minutes
Dimensions of the device	295 x 170 x 122 mm
Weight of the device	245 g / 8.64 oz
Spectral Irradiance	<p>Irradiance:</p> 

2. ADVERSE REACTION

If you have any adverse reaction, such as discomfort, skin discoloration, skin irritation or other concerns, from using this device, stop using it immediately and consult your Healthcare Provider and our Member Happiness team.

Skin irritation, bruising, contact burns, dizziness, nausea, and headaches are rare but possible side effects. Immediately stop using the device and contact your Healthcare Provider and our Member Happiness team.

If you experience a persistent headache and/or other persistent painful sensation during use of this device, stop using the device and consult with your Healthcare Provider and our Member Happiness team.

3. CONTRAINDICATIONS

- **Do not** use the device if you have any active cancer or cancerous lesion.
- **Do not** use the device if you are pregnant, planning on becoming pregnant, or breastfeeding.
- **Do not** use the device on people under the age of 18.
- **Do not** use the device over areas with phlebitis, thrombophlebitis, and varicose veins.
- **Do not** use the device if you have a known allergic reaction to plastics or neoprene. The device contains plastics, fabric and metals that come into contact with the skin during use. When in doubt of allergies first contact your healthcare provider before using the device.
- **Do not** use the device if you suffer from any photosensitive disorder (sensitisation to light).
- **Do not** use the device if you are taking any medication or drugs that can cause photosensitivity. If you are not sure about your medication contact your healthcare provider.
- **Do not** use the device if you suffer from light-induced headaches
- **Do not** use the device if you have a medical history of seizures or epilepsy that was triggered by light.

Note: We highly suggest taking caution when taking any (skin related) damaging medications. If in doubt, consult your Healthcare Provider.

Note: If you are under the care of a Healthcare Provider, consult your Healthcare Provider before using this device.

4. WARNINGS

- **Stop** using the device and consult your healthcare provider if you experience an adverse reaction from using the device.
- **Stop** using the device if you experience symptoms of hypotension (dizziness or light-headedness) while using the device.
- **Stop** using the device if it is overheating. Turn off the device immediately.
- **Stop** your treatment if it feels hot or your skin feels uncomfortably warm.
- **Do not** machine wash the device.
- **Do not** let children play with the device. Cleaning and charging the device shall not be done by children.
- **Do not** use the device to treat rosacea, moles, warts, open sores, cancerous lesions, or any skin condition.
- **Do not** shine the light from the leds directly into your eyes or someone else's eyes. This may cause temporary loss of sight.
- **Do not** place the device over any open wounds.
- **Do not** sit, lay down or step on the device. This will break the device.
- **Do not** drop or insert any object into any openings of the device.
- **Do not** use the device if it is not working properly, or if it has been dropped or damaged.
- **Do not** use or store the device near hot surfaces.
- **Do not** charge the device when it is close to or might get in contact with water.
- **Do not** submerge the device in water.
- **Do not** store the device in extreme heat or cold.
- **Do not** place the device in direct sunlight.
- **Do not** attempt to modify the device in any way. The device contains no serviceable parts. This device contains batteries that are non-replaceable.
- **Do not** perform maintenance or take apart the product. In case of malfunction or damage, contact our member happiness team.
- **Do not** use the device if damaged or when the charging cable is damaged.
- **Do not** use the device with non-manufacturer-approved accessories.
- **Do not** use solvents or abrasive cleaners on the device.
- **Do not** use the device in any other way than specified in this manual.
- **Do not** use the device if you have had a recent surgery or other surgical procedures.
- **Do not** use the device over a bacterial infection as this may result in the worsening of symptoms.
- **Do not** use the device on painful areas. Consult your healthcare provider when you experience painful areas during use.
- **Do not** use the device on, near, or by children or those with reduced physical and mental abilities. Close supervision is necessary when this device is used, cleaned, or stored near children or those with reduced physical or mental abilities.
- **Do not** use the device with any other USB-C cable than provided by ALL SYSTEMS GROW™ LED HAIR & SCALP TREATMENT.
- **Do not** use the device with any other topical other than specified by ALL SYSTEMS GROW™ LED HAIR & SCALP TREATMENT.

Note: The device should only be supplied with 5V DC low voltage. If any part of the main adapter or cable is damaged, discontinue use. Contact our Member Happiness team to arrange a replacement.

5. PRECAUTIONS

- You must operate the device in accordance with these instructions.
- Read all instructions carefully before using this device.
- Store the device according to the protocol worked out in this manual.
- This device is intended to be used by one person; we recommend not sharing it with anyone else for reasons of hygiene.
- The device is designed for cosmetic use only, for individuals with good health. Please contact your Healthcare Provider if you are unsure about your health status.
- The battery of the device is not removable by the user. If the device is to be disposed of, do not put it into a fire. Dispose of the device per local regulations.
- Inspect the device and do not use the device if you see any signs of damage such as internal battery leaks. Contact our Member Happiness team.
- The device should only be supplied with 5V DC low voltage. If any part of the main adapter or cord is damaged, discontinue use. Contact our Member Happiness Team to arrange a replacement.
- Consult your Healthcare Provider before using the device if you have a fever, acute inflammation, a severe circulatory disorder, light sensitivity, anesthetic, or desensitized areas.

6. TRAVEL AND INTERNATIONAL USE

The device's lightweight design makes it a perfect travel companion.

Here are some travel tips for you:

- If you are travelling to a different region of where you bought the Device, please assure that the device is only supplied with a 5V DC Low Voltage.
- Confirm with the steward that the Device can be carried and/or used on the airplane prior to flight.

7. DISCLAIMER

This Device is not intended to diagnose, cure or prevent any disease. ALL SYSTEMS GROW™ LED HAIR & SCALP TREATMENT makes no claims, representations, or warranties regarding the ability of this Device to cure any physical, skin, or mental condition. A qualified Healthcare Provider should be consulted regarding any condition requiring medical attention.

8. RISKS AND BENEFITS

8.1 - POTENTIAL RISKS

- Immediately after treatment skin may appear red. Skin should return to normal within 1-2 hours.
- Temporary headaches immediately following the light treatment. Headaches can be treated with an appropriate pain killer and rehydration.

8.2 - POTENTIAL BENEFITS

- Helps improve the appearance of thicker, fuller hair.
- Supports the natural appearance of hair density.
- Promotes a healthy-looking scalp and hair
- Revitalizes the scalp for healthier looking hair
- Helps maintain the condition of the scalp and hair
- Supports the appearance of stronger, more resilient hair
- Enhances the look of hair volume and vitality

9. LIGHT SENSITIVITY TEST

We highly recommend users perform a light sensitivity test before their first use of the device.

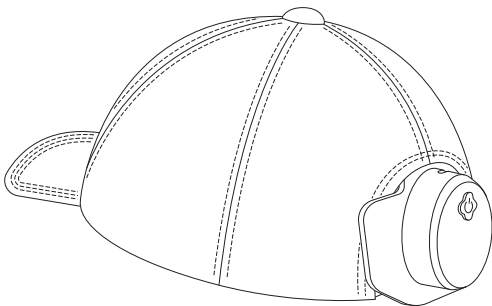
- Place the device on the inner forearm
- Turn on the device to start the therapy.
- Wait until the treatment is done. The treatment will take 10 minutes to complete.
- **If your skin feels hot or uncomfortable during the treatment directly stop! You might be sensitive to light.**
- The device will automatically turn off after the treatment is done. Remove the device and wait for at least 24 hours.

Check your skin regularly over those 24 hours, if your skin appears red and/or itchy the device is unsuitable for you. In the case of light sensitivity please contact our Member Happiness team.

10. HOW TO USE THE DEVICE

10.1 - GENERAL USE

1. Prior to using the device, make sure it is fully charged.
2. **Remove any gels or creams from your hair and scalp, make sure your hair and scalp is completely dry.**
3. Make sure the device is unplugged and place the device on your head. Adjust the cap if needed.
4. Turn on the device and enjoy the treatment.
5. The device switches off after a 10-minute therapy automatically. You may stop the therapy at any time by pressing the ON/OFF button.
6. Take the device off the therapy area.
7. Clean the device using a water-based wipe or a damp clean cloth. Ensure the device is NOT connected to the power supply when cleaning.
8. Repeat these steps based upon the therapy protocol described in the next part.



10.2 - PROTOCOL

Use the device once a day for a minimum of 8-12 consecutive weeks. Follow up with regular maintenance treatments 3-4 times a week. It is not recommended to use the device more than once per day.

10.3 - CHARGING

Charge your device fully for 4 hours before your first use. Only use a 5V adapter or computer USB port (avoid fast chargers as they can damage the battery).

To charge the device, insert the USB-C cable into the device. Insert the USB-A side of the cable into a USB power supply. The LED indicator on the device will start to flash slow or blink slow to indicate charging. When the device is fully charged the LED indicator will turn off.

Before charging, make sure that the plug and socket are completely dry. Failure to do so may result in electric shock, short circuit, or fire.

Note: Always unplug the device before use, the device will not work while being charged. *

10.4 - CARE AND STORAGE

- The lifetime of the Lithium battery can be maximized by allowing it to fully charge and then fully discharge during regular use.
- Store the device at room temperature in dry conditions.
- Avoid storing the device in dusty conditions, in direct sunlight or in damp and humid conditions.
- This device contains no serviceable parts.
- Before each use, with the device switched off, clean the device following the cleaning instructions below.

IMPORTANT

- The product has a limited lifecycle of two years under nominal use. Following regular treatment for two years is considered as nominal use.
- The device must be handled with care

10.5 - CLEANING

- Clean the device with a water-based wipe or damp clean cloth. Stubborn stains can be removed by wiping gently with 70% alcohol.
- **Do not** use any other cleansing devices as these may damage the device.
- **Do not** clean the device while it is turned on.
- **Do not** clean the device while charging.

10.6 - TROUBLESHOOTING

If the actions suggested fail to fix the problem, or the problem reoccurs, contact our Member Happiness team.

- **Do not** attempt to investigate any further.
- **Do not** attempt to modify the device in any way. The device has NO parts you can repair yourself.

Problem	Cause	Solution
The device doesn't switch on.	The device is not fully charged, because the charging cable was not properly inserted into the power outlet.	Insert the charging cable properly into the power outlet.
	The device is not fully charged, because the charging cable was not properly inserted into the device.	Insert the charging cable properly into the device and charge the device.
	The power outlet didn't work during charging.	Try a different power outlet.
	The on/off button has not been pushed one full second.	Push the on/off button for 1 second straight.
The device switches off unexpectedly.	The battery level is too low.	Charge the device.

10.7 - DISPOSAL

DO NOT dispose of the device with household waste. The device should be recycled. The device contains a Lithium-ion battery. For protection of the environment, please safely dispose of the device following your local guidelines.

11. RETURNS




11.1 - LIMITATIONS


Beauty Pie is not responsible for product failure caused by accidents, abuse, mishandling, improper installation, alteration, acts of nature, improper usage, or problems with electrical power. In addition, opening or tampering with the product casing, or any physical damage, abuse or alteration to the product's surface is not permitted. ALL SYSTEMS GROW™ LED HAIR & SCALP TREATMENT product must be used with devices that conform to the recommended industry standards. Beauty Pie is also not responsible for damage or failure of any third party equipment, even if Beauty Pie has been advised of the possibility.

11.2 - PRODUCT RETURN PROCEDURE

1. Contact our Member Happiness team to obtain Return Goods Authorisation number (RGA).
2. To return, the device must be bubble-wrapped or wrapped with any protection sheet to ensure it doesn't get damaged in transit.

12. SYMBOLS

Symbol	Explanation
	This symbol indicates that the product shall be operated with caution.
	This symbol on the device label means: Read the user manual before you start using the device.
	This symbol indicates that the product is designated for a single patient multiple uses.
	Indicates the Device is CE Marked and authorised to sell in Europe. (Lower-Voltage-Directive)
	The symbol implies conformity to UK Directives on health, safety and environmental protection standards. UKCA stands for UK Conformity Assessed.
	Indicates that the electromagnetic radiation from the device is below the limits specified by the Federal Communications Commission and the manufacturer has followed the requirements of the Supplier's Declaration of Conformity authorization procedures.
	This symbol means "Manufactured by" and provides the name and address of the legal manufacturer.
	This symbol means keep the Device dry.
	RoHS directive 2011/65/EU - Restriction of the use of certain hazardous substances in electrical and electronic equipment.

Symbol	Explanation
	This symbol indicates where the serial number can be found.
	This symbol indicates where the batch number can be found.
	This symbol means keep the device away from direct sunlight.
	This symbol means the upper and lower operating temperatures that the device can be safely used at.
	This symbol means the upper and lower operating humidity that the device can be safely used at.
 <small>The Box Materials and Paper Packaging is recyclable</small>	This symbol means that the cardboard packaging that the device came in can be recycled.
IP22	The device is protected against a solid object greater than 12.5mm such as a finger and against vertically falling drops of water at up to 15 degrees from vertical.
	The Waste of Electrical and Electronic Equipment (WEEE), Indicates the Device may not be discarded as household waste (2012/19/EU).
	This symbol means "Distributed & Imported by" and provides the name and the address of the legal distributor.