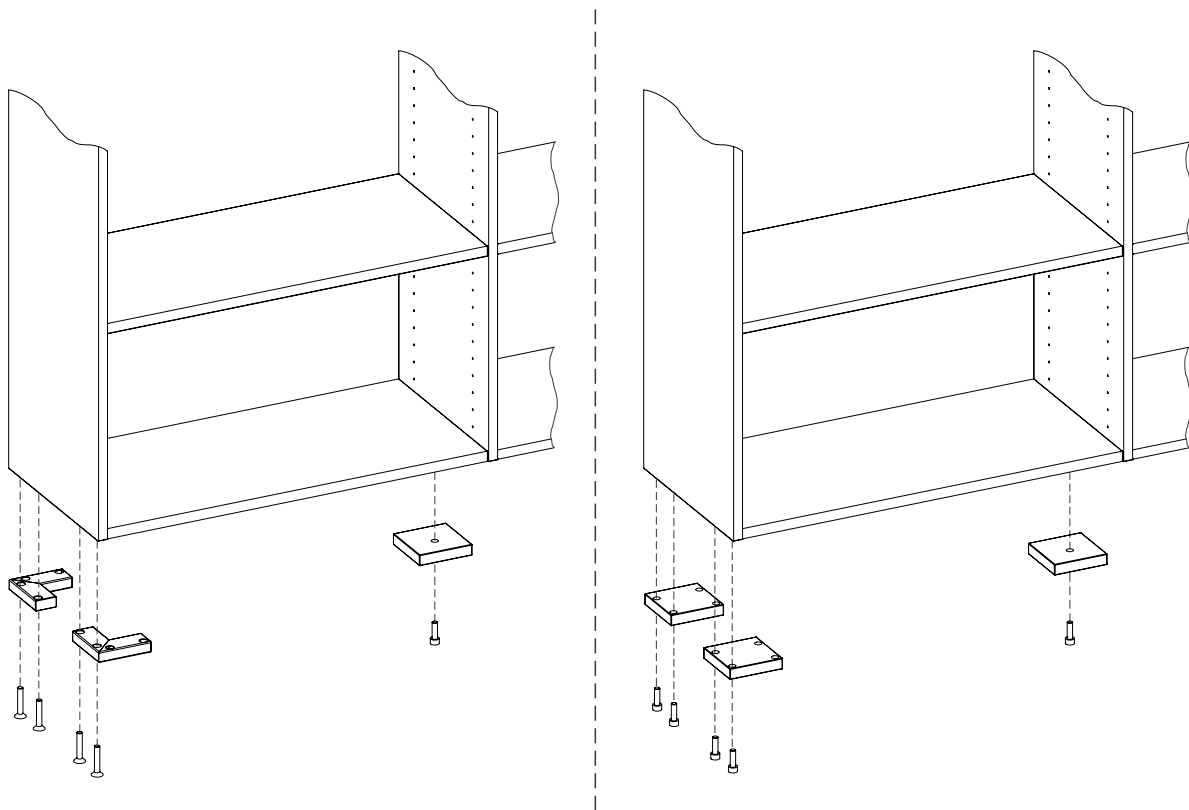


CLASSYC LEGS

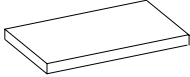
FOR GRYD



You will build something similar to this.

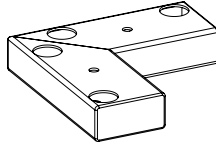
Here are the parts you will need.

P20



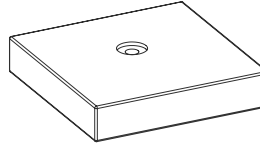
Square felt pad
902.100.19

P27



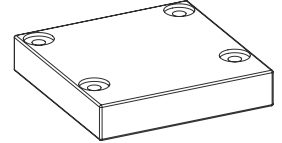
CLASSYC Leg (Metal)
101.169.xx

P28



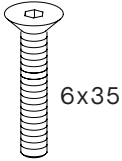
CLASSYC Support Leg
101.170.00

P33



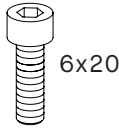
CLASSYC Leg
101.168.xx/101.479.xx

P29



Screw 6 x 35mm
902.100.34

P30



Screw 6 x 20mm
902.100.25

P31



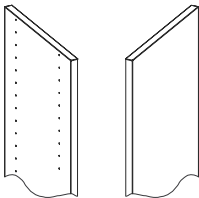
Hex Key Size 4
902.300.01

P32



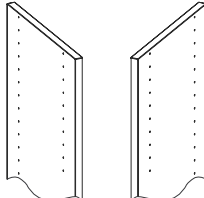
Hex Key Size 6
902.300.02

P34



Outer Sidewalls
101.100-105.xx, 101.400-406.xx

P35



Inner Sidewalls
101.106-111.xx, 101.407-413.xx

