



QUARTERLY STATISTICS

Q3 2024
JULY 1 - SEPTEMBER 30, 2024

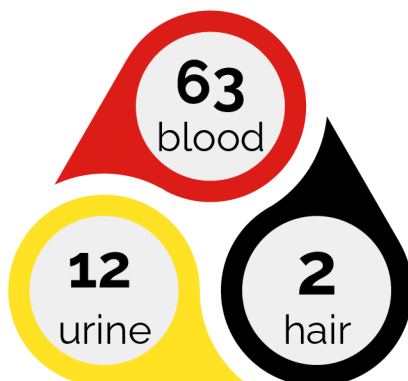
TOTAL SAMPLE COLLECTION SESSIONS



In Q3 2024, there was **1 Atypical Finding** in blood, which remains pending.



NUMBER OF ADVERSE ANALYTICAL FINDINGS (AAFs) BY MATRIX



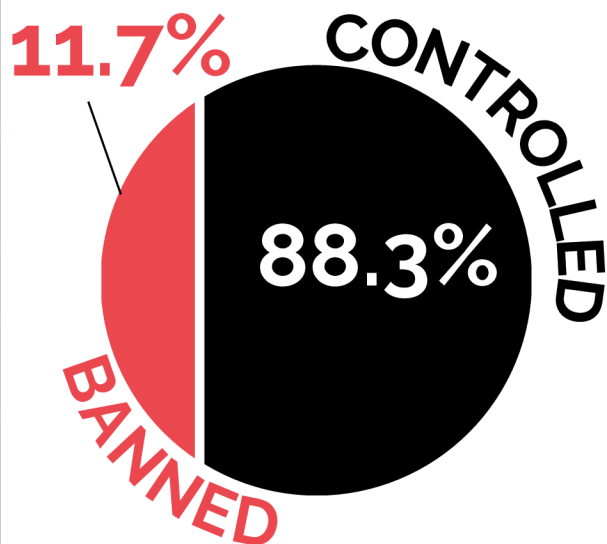
0.34%

of all sample collection sessions resulted in AAFs

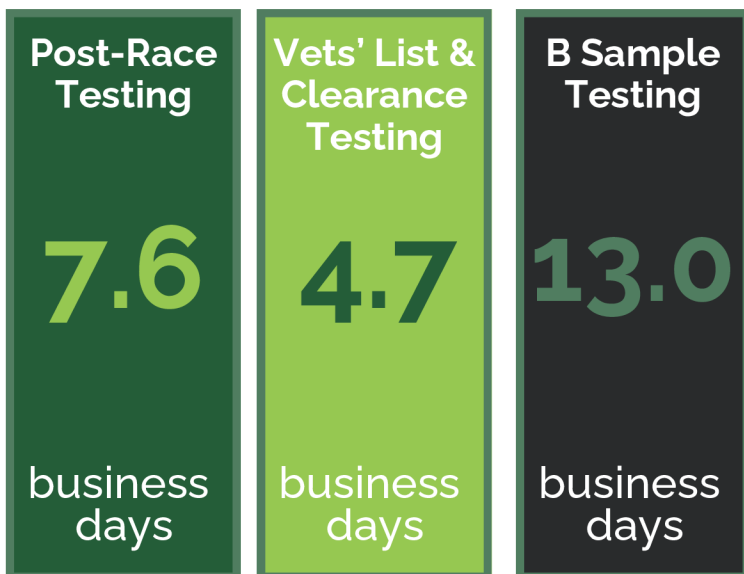
	TOTAL SAMPLE COLLECTION SESSIONS	TOTAL AAFs
AR	0	0
AZ	0	0
CA	3,731	13
DE	825	2
FL	1,381	4
IA	895	2
IL	987	5
IN	1,045	2
KY	1,829	6
MD	985	4
MN	900	3
NJ	1,031	2
NM	391	5
NY	2,750	11
OH	2,152	8
OK	453	2
PA	1,922	4
VA	656	1
WA	659	3
	22,592 Total	77 Total

Banned		Controlled Method		Controlled A		Controlled B		Controlled C	
Altrenogest	1			Valerenic Acid	1	Acepromazine	10	Aminocaproic Acid	1
Clenbuterol	5					Cannabidiol	2	Dantrolene	2
Metformin	1					Lidocaine	1	Dexamethasone	11
Methamphetamine	2					Mepivacaine	1	Dimethyl Sulfoxide (DMSO)	1
						Nabumetone	2	Firocoxib	1
						Prylamine	1	Flunixin	4
						Tramadol	3	Furosemide	1
								Glycopyrrolate	1
								Methocarbamol	9
								Omeprazole Sulfide	4
								Pentoxifylline	1
								Phenylbutazone	7
								Tranexamic Acid	1
								Triamcinolone Acetonide	3
9		0		1		20		47	
77 Adverse Analytical Findings									

PERCENTAGE OF AAFs BY BANNED OR CONTROLLED STATUS



AVERAGE TIME FOR TEST RESULTS TO BE REPORTED TO HIWU



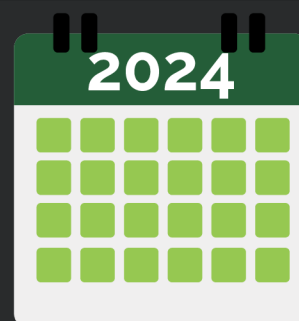
EQUINE ANTI-DOPING (EAD) & EQUINE CONTROLLED MEDICATION (ECM) NOTICES & CHARGES FILED BY STATE*

**This chart does not reflect IAI Cases*

State	EAD Notices Filed	EAD Charges Filed	ECM Notices Filed	ECM Charges Filed
AR	0	0	0	0
AZ	0	0	0	0
CA	4	4	12	12
CO	0	0	0	0
DE	0	0	2	2
FL	3	0	4	4
IA	0	0	4	4
IL	0	0	5	4
IN	1	1	2	2
KY	4	4	6	6
MD	1	1	3	2
MN	0	0	3	2
NJ	0	0	2	2
NM	1	1	4	3
NY	2	2	9	9
OH	1	0	8	8
OK	0	0	2	2
PA	0	0	3	3
VA	0	0	1	1
WA	0	0	3	3
TOTAL	17	13	73	69

91.1%
of notices filed
resulted in Charges

IAI Cases not included



The average
resolution time is

64.3 days**

***Time between date of violation and case
resolution, beginning on January 1, 2024*

INTRA-ARTICULAR INJECTION (IAI) (RULES 3313-14, 4221) VIOLATIONS

5

TOTAL ECM
NOTICES FILED

5

TOTAL ECM
CHARGES FILED

Admissions:	3
HIWU/Internal Adjudication Panel (IAP) Decisions:	2
Withdrawn Charges:	0
Stayed:	0

*Violations involving intra-articular injections (IAI)
were transitioned to HISA's Racetrack Safety
Program on July 8, 2024.*

Filed Notices by Rule Violation with Percentages

Total Notices Filed	90	
Total EAD Notices Filed	17	18.9%
Presence (Rule 3212)	9	53.0%
Possession (Rule 3214(a))	4	23.5%
Other Violations	4	23.5%
Total ECM Notices Filed	73	81.1%
Presence (Rule 3312)	66	90.4%
Use (Rule 3313)	7	9.6%

Notice:

A Notice served by HIWU is the first communication with the Responsible Person; it sets forth the facts with respect to a possible violation of the ADMC Program and requests an explanation from the Responsible Person.

Filed Charges by Rule Violation with Percentages

Total Charges Filed	82	
Total EAD Charges Filed	13	15.9%
Presence (Rule 3212)	7	53.8%
Possession (Rule 3214(a))	4	30.8%
Other Violations	2	15.4%
Total ECM Charges Filed	69	84.1%
Presence (Rule 3312)	62	89.9%
Use (Rule 3313)	7	10.1%

Charge:

A Charge is served by HIWU when it has made the determination that it is moving forward with a case against a Responsible Person; it is not served until after HIWU has received and reviewed the explanation and any other information submitted by the Responsible Person (if they have done so).

RESULTS OF CHARGES FILED*

	Anti-Doping		Controlled Medication	
	Total	%	Total	%
Admission	2	15.4%	31	44.9%
Arbitral Body/IAP/HIWU Decision	1	7.7%	20	29.0%
Withdrawal	0	0.0%	0	0.0%
Stayed	4	30.8%	7	10.1%
Pending	6	46.1%	11	16.0%
Total	13		69	

* This information is up to date through December 6, 2024.